



GOVERNMENT OF KERALA



LABOUR STATISTICS 2023

Statistical Division, Labour Commissionerate, Thiruvananthapuram

LABOUR STATISTICS

2023



ISSUED BY
STATISTICAL WING OF THE LABOUR DEPARTMENT,
KERALA, THIRUVANANTHAPURAM.

PREFACE

The Statistical wing of Labour Department has come up with the **LABOUR STATISTICS 2023** to disseminate comprehensive information on various facets of the labour sector. The Statistics incorporated in it throws light on the industrial relation situation prevailing in the state as well as developments under the social security schemes implemented through different directorates. The publication will be of immense use to policy makers, farmers, researchers, scientists, administrators, trade, industry, statisticians, economists and the general public. I am sure that this new edition will be appreciated for its up-to-date coverage of data on the labour and allied sectors.

Statistical data give a clear vision to formulate policies, projects, monitoring and evaluation. The department acquires a clear vision and reality of Labour in Kerala State through the reports generated from the statistics wing. I express my sincere appreciation **efforts taken by the staff of the Research Wing in the Labour Commissioner office Sri. Anil Kumar.C (Research Officer), Smt.Vimal Priya.K (Research Assistant), Smt. Seema.G.Nair (Statistical Assistant Gr.1). and Sri. Suresh.D.S (Statistical Assistant Gr.1)**

Thiruvananthapuram,

Safna Nazarudeen IAS

Labour Commissioner

CONTENTS

Sl.No.	Topics	Pages
1	A brief Introduction with Functions of the Department	3
2	Statistical Wing	11
3	Population Parameters	13
4	Geographical Features	14
5	District wise Population, Density and Sex ratio 2011	15
6	District wise Distribution of Area and Population (Gender wise)	17
7	Literacy Rate 2011	18
8	Work Participation Rate 2001 & 2011	19
9	District-wise Distribution of Main workers 2011	20
10	District-wise employees in public sector in Kerala for last 5 years	22
11	District-wise employees in Private sector in Kerala for last 5 years	24
12	Industrial Relations	26
13	Administration of Labour Laws	37
14	Details of Administration of Various Labour Laws	41
15	The Trade Union Act, 1926	
16	The Minimum Wages Act, 1948	44
17	The Plantation Labour Act, 1951	55
18	Kerala Shops and Commercial Establishments Act, 1960	74

19	Motor Transport Workers Act, 1961	79
20	List of Public Information Officers and Appellate Authority	
21	Report on the Working of the Employees compensation Act, 1923	84
22	Financial Assistance to Labourers engaged in Climbing Trees	
23	Welfare Fund Boards Working under Labour Department	87
24	Consumer Price Index	113
25	Plantation in Kerala	122
26	Districtwise abstract of Registered Plantations in Kerala	189
27	Our Offices	
28	Concepts and Definitions	190
29	Sources and Uses of Labour Statistics	192

1. BRIEF INTRODUCTION WITH FUNCTIONS OF THE DEPARTMENT

The Labour Department, now one of the most important Departments started functioning on 26th January, 1946. Foundation of any economy is its workforce and redressal of their grievances is essential for Industrial prosperity and social welfare. But the existence of investor and industrial institutions are also equally important for economic development. Hence the relevance of Labour Department is seen at the inevitable compromise amidst of these two relations.

MISSION

Improving the working conditions and the quality of life of workers for providing social security and welfare measures, regulating conditions of work, occupational health and safety of workers, eradicating childlabour from hazardous occupations and processes, strengthening and enforcement of labour laws by creating healthy and cordial industrial relations between the workers and the employers to maintain Industrial peace and promoting skill development and employment services.

VISION

Doing quality inspections under various Labour Laws, ensures welfare of the workers and decent working conditions which leads to improved livelihood of workers and also to ensure Kerala a child labour free state.

The maintenance of industrial peace and harmony by the timely intervention and settlement of industrial disputes between the management of industrial establishments and their workers is the main function of the Labour Department Officials. They are also responsible for the enforcement of the various labour legislations which are designed to confer security of service, ensure better service conditions and promote social security to the workers and the unorganized.

OBJECTIVES

- To establish harmonious relations.
- To ensure minimum wage, guaranteed monetary benefits, due under law, to the workmen.
- To provide safe, healthy and productive work environment and welfare to the workers.
- To ensure social security and service conditions of the workmen.
- To ensure abolition of childlabour and rehabilitation of those.
- To encourage and promote zero accident safe, productive work places.

1.(a). Major Functions of the department

Functions of the State Labour Department can mainly be divided into four: -

I. Industrial Relations

II. Enforcement

III. Quasi-judicial Functions

IV. Welfare Schemes

I. Industrial Relations

Labour Department is instrumental in maintaining cordial industrial relations. Its conciliation machinery consists of the Labour Commissioner, Additional Labour commissioner (IR), Regional Joint Labour commissioners, Deputy Labour Commissioner (HQ), District Labour Officers (General), Deputy Labour Officers, Assistant Labour Officers Gr.I. The industrial disputes are settled mainly through the intervention of the conciliation officers through the process of conciliation. If conciliation fails, the dispute is referred to adjudication by Labour Courts/ Industrial Tribunals. Besides DLO is the conciliation officer of the Kerala Head Load Workers Act, 1978 with powers to settle/decide disputes

Industrial Relations Committees

The Government of Kerala, under the chairmanship of Labour commissioner, for maintaining industrial peace and harmony, constitutes the Industrial Relations committees. The members of the IRC are persons having thorough knowledge about the issues experienced by the employers and workmen. Equal number of representatives from employers and trade union are included in the IRC. The Industrial Relations committees through discussions arrive at decisions on wage revision, bonus, service conditions of the workers of the respective industry etc. Though the decisions / settlements of IRC are not enforceable by law, the settlement / decision taken by the committee are considered as a general agreement in the State as a whole. At present 11 Industrial Relations committees are functioning in the State. They are: - 1. IRC for Toddy Industry 2. Motor Transport Industry. 3. Cashew Industry. 4. Kuttanad Agricultural Sector. 5. Coir Industry. 6. Private Hospital. 7. Supply co. 8. Textile Industry. 9. News Paper Industry. 10. Plantation Labour Committee. 11. IRC Board.

II. Enforcement of Labour Laws:

Enforcement of the various labour legislations is mainly carried out through 100 Assistant Labour Officers (Grade II) and 11 Inspectors of Plantations. The Assistant Labour Officers are

controlled and supervised by 11 District Labour Officers (E) in the Districts except in Idukki, Wayanad and Pathanamthitta where District Labour Officers (G) is entrusted with the enforcement functions also. A state Advisory Contract Labour Board has been constituted and functioning in the State for advising the Govt. in the matter of abolition of contract labour.

The Inspectors of Plantations are functioning under the Chief Inspector of Plantations, an Officer in the cadre of Joint Labour Commissioner, whose headquarters is at Kottayam. The chief Inspector and the 11 Inspectors of Plantations function as a separate Inspectorate for enforcement of Plantations Labour Act 1951 and other labour laws applicable to Plantations in the State. The Assistant Labour Officers are the notified inspectors under 18 Labour Legislations. The Assistant Labour Officers and the District Labour Officers (E) are supervised and controlled by three Regional Joint Labour Commissioner at Kollam, Ernakulam and Kozhokode. The Additional Labour Commissioner (E) in the office of the Labour Commissioner has overall supervisory charge of the enforcement officers in the state. Besides this, the Labour Commissioner and all other officers in the Labour Commissionerate are empowered to carry out the functions of inspectors under all the 18 legislations mentioned above. A District Labour Officer (HQ) in the Office of the Labour Commissioner is functioning under the Additional Labour Commissioner (E) and is entrusted with the supervisory work of enforcement of labour laws at the state level in addition to his statutory powers as the inspector of news paper establishment. For effective functioning of the enforcement wing, the inspections in establishments are streamlined in such a way that the establishments employing 50 to 250 employees are being inspected by the District Labour Officers (E) while establishments employing more than 250 employees are put in charge inspected by the Regional Joint Labour Commissioners. Special inspection squads for Cashew Industry constituted with the co-operation of different departments, like Provident Fund, E.S.I. etc. have played a very significant role in ensuring various benefits payable to the Cashew Workers in the State.

III. Quasi Judicial Functions

All the Deputy Labour Commissioners except Deputy Labour Commissioner (H.Q) are acting as authorities exclusively dealing quasi-judicial functions under the following Labour enactments.

1. Kerala Shops & Commercial Establishments appeal cases.
2. Kerala Payment of Subsistence Allowance Act, 1972.
3. Kerala Casual Temporary and Badli Workers Act, 1989
4. Payment of Gratuity Act, 1972.

5. Maternity Benefit Act, 1961.
6. Head load Workers Act, 1978.

The Deputy Labour Commissioners are functioning as the certifying officers under the Kerala Industrial Employment (Standing Orders) Act, 1946 and Appellate authorities under the Kerala Head load workers act. The Regional Joint Labour Commissioners are acting as Appellate authorities under Payment of Gratuity Act, Kerala Industrial Employment (Standing Orders) Act, etc. District Labour Officers (G) are the Conciliation officer under the Kerala Head Load Workers Act, ID Act, 1947 and Payment of Bonus Act, 1965 for settling/deciding disputes under the said Acts. District Labour Officer (HQ) is the authority of hearing claim under section 17(1) of Working Journalists and Other Newspaper Employees (Condition Service and Miscellaneous Provision) Act, 1995.

IV. Welfare Schemes.

The Labour Department plays a key role in implementing labour welfare activities. At present there are **16** welfare fund boards functioning under labour department and providing welfare amenities to the concerned sector of labour. Certain welfare boards have changed the history by converting certain violent mob working class of the head load workers into efficient service oriented citizens. If we go through the socio-economic background of the Head load workers at present setup and if we compare it with that prior to 1985 we can ascertain the difference in their development change that of course have shown tremendous achievements.

Important Welfare amenities of the Department are,

- (i) Kerala Tree Climbers Welfare Scheme:** Envisaged in the payment of ex-gratia financial assistance to workers in the event of permanent total disablement or to the dependents in the case of death of the worker.
- (ii) Tree Climbers Disability Pension Scheme:** This Pension Scheme was introduced from 01.01.2012 to provide pension to the beneficiaries or the heirs of the deceased workers who have received financial assistance under the Kerala Tree Climbers Welfare Scheme.
- (iii) Ex-gratia/Festival Allowance to the workers of closed Cashew factories.**
- (iv) Unorganized Daily Waged Employees Distress Relief Fund :** This scheme was sanctioned in 2007-08 and implemented through Labour Department to provide financial assistance @ Rs.2000/- to the workers covered under the definition of daily waged workers but not covered under any other welfare schemes, and have sustained injury during the course of employment.

(v) **Kerala unorganized Retired Workers Pension Fund Scheme:** This scheme has come into force with effect from 01.08.2008. This scheme is applicable to traditional teachers who are teaching alphabets to children in rural areas where nursery Schools are nonexistent, This scheme is applicable to teachers who attained the age of 60 as on the date of implementation of the scheme and is also applicable to those workers under the definition of 'workers' is the Kerala Artisans & Skilled workers Welfare Scheme 1991 and those category of workers whom Government desire to include subsequently under the scheme for giving pension on attaining the age of 60, but does not include any one who receive any pension either from Government or from statutory Board constituted for the Welfare of Workers.

Comprehensive Health Insurance Scheme (CHIS and CHIS PLUS): Comprehensive Health Insurance Scheme (CHIS) extends to all families other than the BPL families (absolute poor) as per the guidelines which was framed by erstwhile Planning Commission for those coming under the RSBY. The non -RSBY population is divided in to two categories: (a) those belonging to the BPL (poor) list of the State Government but not to the list as defined by Planning Commission and (b) APL families that belong neither to the State Government list nor to the list prepared as per the guidelines of Planning Commission. During the Year 2022-23, there was no allotment in the budget provision. An amount of Rs. 24,69,51,000/- has been received through additional authorization. As received only Rs. 24,69,50,287/-. So that 24,69,50,287/- expended and the baance amount was 713/.

(vi) **1.(c). Child labour**

One social hazard, contributes by present day life is child labour. The department has been made much improvement in rehabilitation and other programmes to eradicate child labour. Child labour as domestic servants and hotels are banned with effect from 10th October 2006 under the Child Labour (Prohibition and Regulations) Act, 1986. Employer who violates will be punished with a fine upto Rs.20,000/- and with imprisonment. Children below age of 14 years are banned from working as domestic servants or at hotels, tea shops, restaurants and resorts. Compare to other States, Kerala is not a child labour friendly State.

1.(d). Migrant Labour

Migrant workers, seeking employment in Kerala from other States like West Bengal, Bihar, Orissa, Chattisghargh, Jharkhand etc. Apart from the workers already present in this State from Tamil Nadu, are increasing. These workers, many of them being contract labour, are subjected to

inhuman exploitation by paying low wages. The contract system of employment is also increasing in our State. But compared to the migrant workers, the local workers as well organized and succeed in getting decent wages and working conditions. The Labour Department has initiated a number of Programmes like seminars and medical camps aiming at improving awareness among migrant workers as well as promoting their health and living conditions. The medical camps are conducted at the work site and medicine supplied on the spot.

1.(e). Labour Commissionerate Automated System

The Department is currently using Labour Commissionerate Automation System (LCAS), a software devised by KELTRON. The system comprises 20 modules covering all functions including inspections, statutory registrations, renewal of establishments under various labour enactments, which are undertaken by the Department. The inspection module is so designed to capture the details of inspection and follow up action entered in excel format by the officers concerned. This input data can be viewed simultaneously by the Controlling officers and Labour Commissioner as well. The details furnished by the inspectors is utilised for report generation by the system itself on request. The reports so generated can be consolidated and used for the purpose of review of officers individually. The work reviews of executive officers are being done using electronically by the system. Chat rooms, message services are also incorporated in the system for internal communication.

Revamping of LCAS envisaged to incorporate provisions of new Labour Codes and corresponding rules, modify the portal in a citizen centric manner and to rectify the glitches experienced in some areas. Modification of the system is essential in most of the areas to make it more user friendly and effective. The prominent reason attributed to sub-optimal performance is lack of citizen-centric approach in identifying citizens' requirements, portal design, process design, and IT system design. To reap the maximum benefits of e-governance, a citizen-centric approach to service delivery of LCAS is essential.

A detailed user requirement specification report with 54 pages had been submitted to Government during last fiscal year. The proposed plan contains smart inspection mechanism using tablets to make the procedure of inspection and processing of files easier and effective.

1.(f). Call-Centre:-

The Department has its new initiative as established a call centre/helpline with number **155214** (short code) and toll free **180042555214** for addressing complaints related to labour received from Public. The call centre agents will help the callers giving the information sought for and also the details of the authorities to be approached. We have utilized the SMS services provided by CDAC free of

charge. The complaints will be registered in the call centre software capturing the name, address, location and mobile number of the caller and the same will be exported to the LCAS portal wherein the officers concerned will login and attend to the complaints promptly. Using the SMS gateway and the message service provided within the LCAS, the details of caller and details of officers concerned will timely be communicated to them attending to complaints online using LCAS will also be included as a parameter for review of performance of the officers concerned.

1.(g). Wage Protection System.

Wage Protection System means an Information Technology enabled system provided by the Labour Commissionerate to ensure payment of minimum wages to all or any class of employees employed in any scheduled employment as prescribed by the government. It is a system through which the employers of the Scheduled Employment shall pay and disburse the wages to the employees through individual bank Accounts. For this purpose, the employer shall submit electronically, or upload an IT enabled Register of Employment and Wages in form XIV through Labour Commissionerate Automation System. IT enabled Register of Employment and Wages in form XIV shall be authenticated by the employer or any person authorized by in this behalf prior to the submission or the uploading of the same through the Wage Protection System.

The Inspector authorized by the Labour Commissioner shall electronically authenticate form XIV submitted or uploaded through the Wage Protection System. Such forms shall be maintained as duly signed hard copies by the employer or maintained as such in an electronic media. A printout of form XIV duly signed by the employer shall be made available to the Inspector on demand.

An employer submitting IT enabled Register of Employment and Wages in form XIV and effecting payment through Individual bank account of the employee is exempted from maintaining Register of wages in form XI, Overtime Register for workers in form V Register of fines in form I, Register of Deduction for damage or Loss caused to the employer in form II.

1.(h). AAWAZ (Health Insurance Scheme for Migrant Workers)

According to the study report of Gulathi Institute of taxation for Kerala State Government in 2013, there are 25 lakhs Interstate Migrant Workers who have migrated due to the low rate of wages and employment opportunity in their states. They are mainly from West Bengal, Orissa, Bihar, Assam, Uttarpradesh, and Jharkhand. The Interstate Migrant work force predominantly of single male between the age group of 18 to 35 years. About 60% of them work in the construction sector and the balance work in hospitality, manufacturing, trading and agricultural sectors. Mostly engaged both in unskilled

and semi-skilled workers such as agricultural, bricklins labour, Masonry, Electrician Plumbing and the like. During the inspection of the task force constituted for observing and ensuring safe health and sanitation conditions of Interstate Migrant Workers, it was reported that workers forced to live in work sites and factories where they works in dingy rooms with poor water supply and sanitations facilities. Their unhygienic living conditions have raised serious concern among civil societies about disease such as Cholera, Malaria etc.

In this circumstances, the Department proposes to provide the interstate migrant workers in the State with a Health Insurance Scheme namely AAWAZ in the model of Rastriya Swasthya Bhima Yojana (RSBY) Scheme. It will enable the creation of a systematic data base of the Migrant Workers, thereby enabling Government to provide them with ID Card. As per the Government Order No.1325/2016/LBR dated 27/10/2016, the state government has been proclaimed the guidelines of the aforesaid scheme in detail. After the government sanction the labour department has been indulging to explore the eligible agency for this project by E-tender processing.

Aawaz project has been implemented through M/s Smart IT Solutions Private Ltd. Since the contract period (Agreement) with the above cited firm has expired on 31.08.2022, as per G.O. 379/2023/LBRD dated 24.03.2023, the Government has entrusted the Aawaz enrollment process to CHIAK.

INTER STATE MIGRANT WORKERS WELFARE SCHEME, 2010

Kerala is perhaps the first state to commence a welfare scheme for the Inter State workmen in the country. The scheme provides various benefits and revolving fund is provided through the DLO(E)s for the transportation of the dead bodies of migrant workers to their native state. Implementation of the scheme is entrusted with the KB&OC workers welfare board.

2. STATISTICAL WING OF THE LABOUR COMMISSIONERATE, THIRUVANANTHAPURAM.

This wing consists of one Research Officer, one Research Assistant and two Statistical Assistants Grade1. The chief activities of this wing are collection, compilation, and tabulation of Labour Statistics received from the sub-offices. The reports emerging from this wing are in accordance with the guidelines prescribed by the Government of India intended for the State, Central and for Labour Bureau.

The representative reports expedited from this wing for the State, Central Governments and for Labour Bureau.

REPORTS PERIODICALLY GENERATED BY THIS WING

The timely reports are fortnightly, monthly, quarterly, half yearly and annually. The reports prepared and submitted from this wing are furnished below.

A. **Fortnightly reports.**

- 1) Fortnightly report on Labour Situation.

B. **Monthly Reports.**

- 2) Monthly report on unrest due to Industrial disputes in Industrial establishments.(Strike and Lock out ,Part A and B)
- 3) Monthly report on unrest due to other than Industrial disputes in Industrial establishments
- 4) Monthly report on Industrywise Causewise Particulars of Industrial disputes arose Settled etc.
- 5) Monthly report on Closure, Lay-Off, Retrenchment.
- 6) Monthly report on Industrial Relations
- 7) Monthly report on Labour Activities in the State.
- 8) Monthly report on Implementation of Minimum Wages Act.
- 9) Monitoring of Information on Industrial Relation
- 10) Right to Service Act

C. **Quarterly Reports**

- 1) Quarterly report on the Development in the field of Labour.
- 2) Quarterly report on Child Labour Act.
- 3) Quarterly report on Payment of Wages Act
- 4) Quarterly report on Minimum Wages Act.
- 5) Quarterly report on Quarterly report on Payment of Wages Act
- 6) Quarterly report on Contract Labour Act
- 7) Quarterly report on Equal Remuneration Act
- 8) Quarterly report on Maternity Benefit Act
- 9) Quarterly report on Industrial Dispute Act

D. **Half-Yearly Report**

- 1) Report regarding the progress made in the Implementation of Beedi and Cigar Workers Act

E. **Annual Reports**

- 1) Annual report/return on the working of Kerala Shops and Commercial Establishment Act.
- 2) Annual report on the Working of Minimum Wages Act.
- 3) Indian Labour Year-Book.
- 4) Annual report on Motor Transport Workers Act.

- 5) Annual report/return on working of Employees Compensation Act.
- 6) Annual report on the working of Industrial employment (Standing Orders) Act.
- 7) Annual report/return on working of 'Trade Union Act'.
- 8) Annual report on Plantation Labour Act
- 9) Annual report on Disputes arose, handled, settled etc for preparing Economic Review
- 10) Annual report on the working of Equal Remuneration Act
- 11) Annual report on the working of Payment of Wages Act
- 12) Annual report on Minimum Wages Act (wage rate)
- 13) Administration Report

3. POPULATION PARAMETERS

TOTAL POPULATION (2011 CENSUS)	33406061
Male Population	16027412
Female Population	17378649
Density of population	860 per sq.km

Share of Kerala in the total Population	2.76 percent
Sex Ratio	1084 women for 1000 men
Literacy Rate	94 Percent
Male Literacy Rate	96 Percent
Female Literacy Rate	92 Percent
Death rate (2012)	6.90
Death rate (Rural)	7.00
Death rate (Urban)	6.50
Infant Mortality rate	12.00
Infant Mortality rate (Rural)	13.00
Infant Mortality rate (Urban)	9.00
Stillbirth rate	6.00
Stillbirth rate (Rural)	6.00
Stillbirth rate (Urban)	5.00
Regional Language	Malayalam

4. GEOGRAPHICAL FEATURES

Area	38,863 Sq.km
Forest Area	9400 Sq.km
Cultivated Area	20.89 Lakhs ha.
Number of Districts	14
Number of Taluks	75
Number of Villages	1664
Number of Muncipal Corporations	6

Number of Municipalities	87
Number of District Panchayats	14
Number of Block Panchayats	152
Number of Grama Panchayats	941
Number of Revenue Villages	1453
Highest peak	Anamudi
Longest river	Periyar
Weather	Tropical
State Bird	Hornbill (Mala Muzhakki Vezhambal)
State Flower	Laburnum(Kanikonna)
State Tree	Coconut Palm
State Animal	Elephant
State Fish	Pearlspot (Karimeen)

Table – I**5.DISTRICT WISE POPULATION, DENSITY AND SEX RATIO 2011**

Sl.No.	Name of District	2011 (census)		
		Population	Density	Sex ratio
1	2	3	4	5
1	Kasaragod	1307375	657	1080
2	Kannur	2523003	852	1136
3	Wayanad	817420	384	1035
4	Kozhikode	3086293	1316	1098
5	Malappuram	4112920	1157	1098
6	Palakkad	2809934	627	1067
7	Thrissur	3121200	1031	1108
8	Ernakulam	3282388	1072	1027
9	Idukki	1108974	255	1006
10	Kottayam	1974551	895	1039
11	Alappuzha	2127789	1504	1100
12	Pathanamthitta	1197412	452	1132
13	Kollam	2635375	1061	1113
14	Thiruvananthapuram	3301427	1508	1087

Source: Census 2011

Districtwise Sex ratio in Kerala

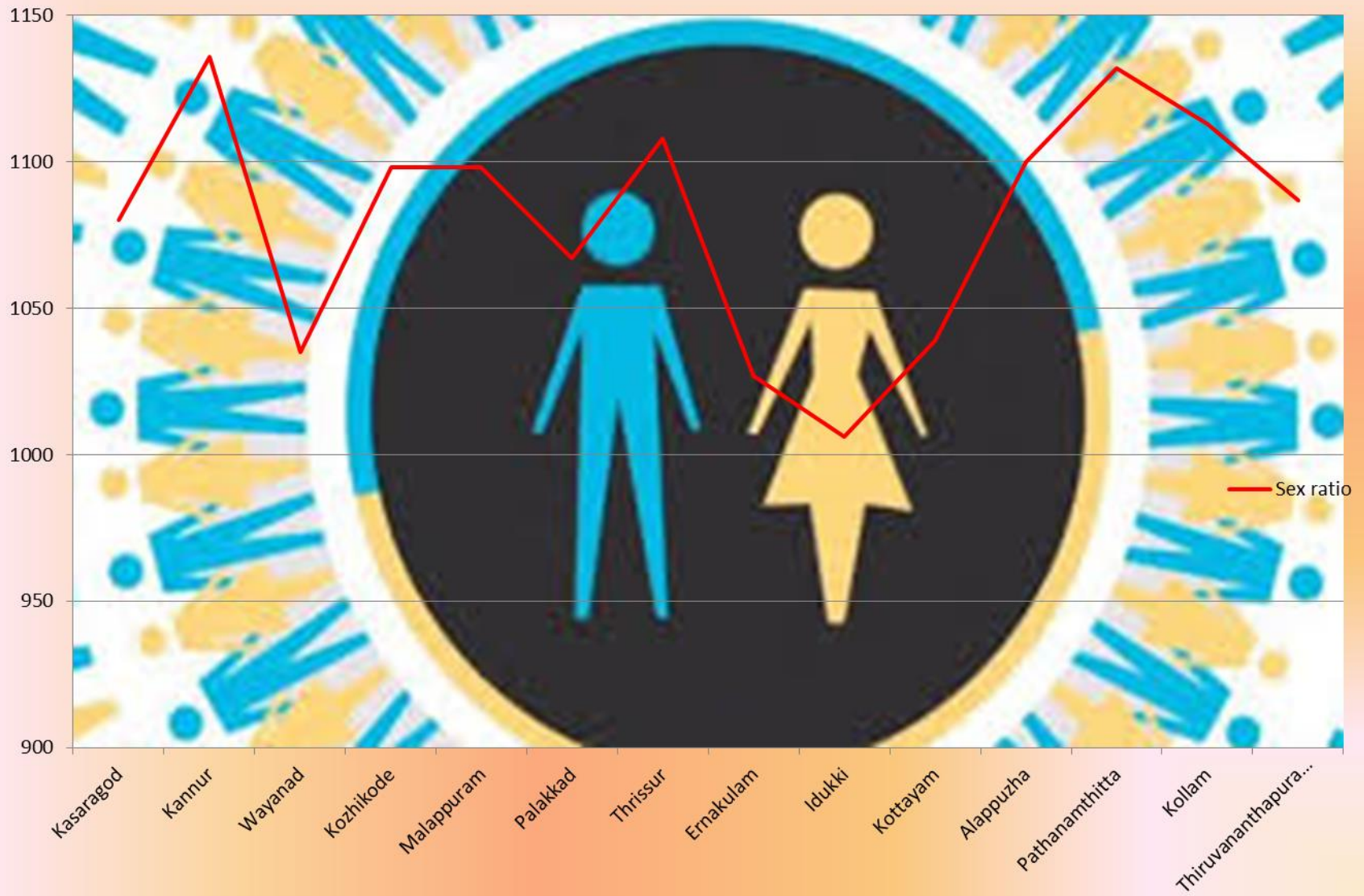
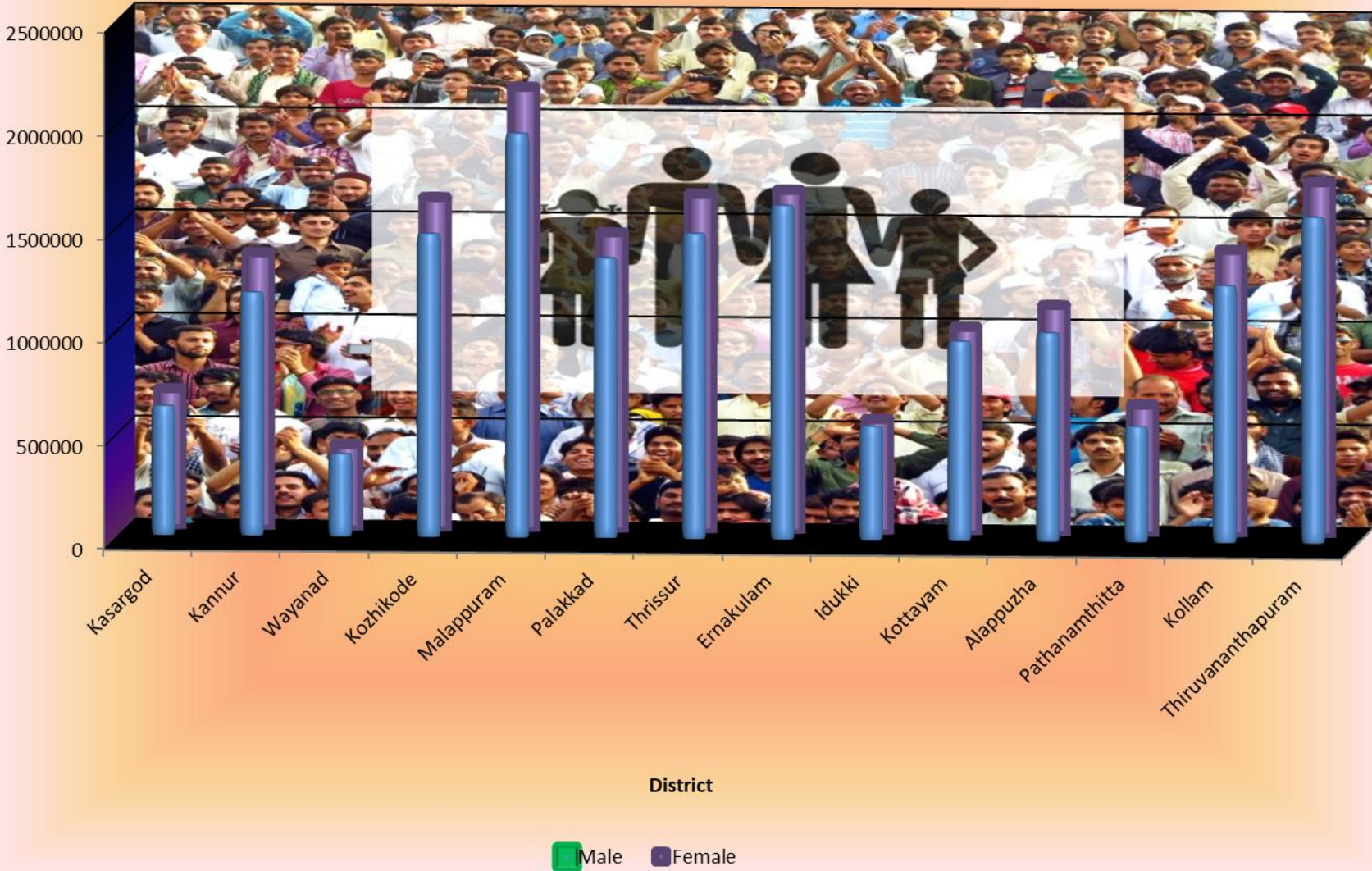


Table – II**6. District wise Distribution of Area and Population(Gender wise)**

Sl.No.	Name of District	Area in Sq.Km.	Population (2011 Census)		
			Male	Female	Total
1	2	3	4	5	6
1	Kasargod	1992	628613	678762	1307375
2	Kannur	2966	1181446	1341557	2523003
3	Wayanad	2131	401684	415736	817420
4	Kozhikode	2344	1470942	1615351	3086293
5	Malappuram	3550	1960328	2152592	4112920
6	Palakkad	4480	1359478	1450456	2809934
7	Thrissur	3032	1480763	1640437	3121200
8	Ernakulam	3068	1619557	1662831	3282388
9	Idukki	4368	552808	556166	1108974
10	Kottayam	2208	968289	1006262	1974551
11	Alappuzha	1414	1013142	1114647	2127789
12	Pathanamthitta	2637	561716	635696	1197412
13	Kollam	2491	1246968	1388407	2635375
14	Thiruvananthapuram	2192	1581678	1719749	3301427
15	Kerala Total	38863	16027412	17378649	33406061

Population of Kerala

Population



Literacy rate of Kerala during 2011

Sl.No.	Name of District	Male	Female	Total
1	2	3	4	5
1	Kasargod	93.93	86.13	89.85
2	Kannur	97.54	93.57	95.41
3	Wynad	92.84	85.94	89.32
4	Kozhikode	95.57	93.16	95.24
5	Malappuram	95.78	91.55	93.55
6	Palakkad	92.27	84.99	88.49
7	Thrissur	96.98	93.85	95.32
8	Ernakulam	97.14	94.27	95.68
9	Idukki	94.84	89.59	92.20
10	Kottayam	97.17	95.67	96.40
11	Alappuzha	97.90	94.80	96.26
12	Pathanamthitta	97.70	96.26	96.93
13	Kollam	95.83	91.95	93.77
14	Thiruvananthapuram	94.60	90.89	92.66
	TOTAL	96.02	91.98	93.91

Source: Census Data

Literacy Rate

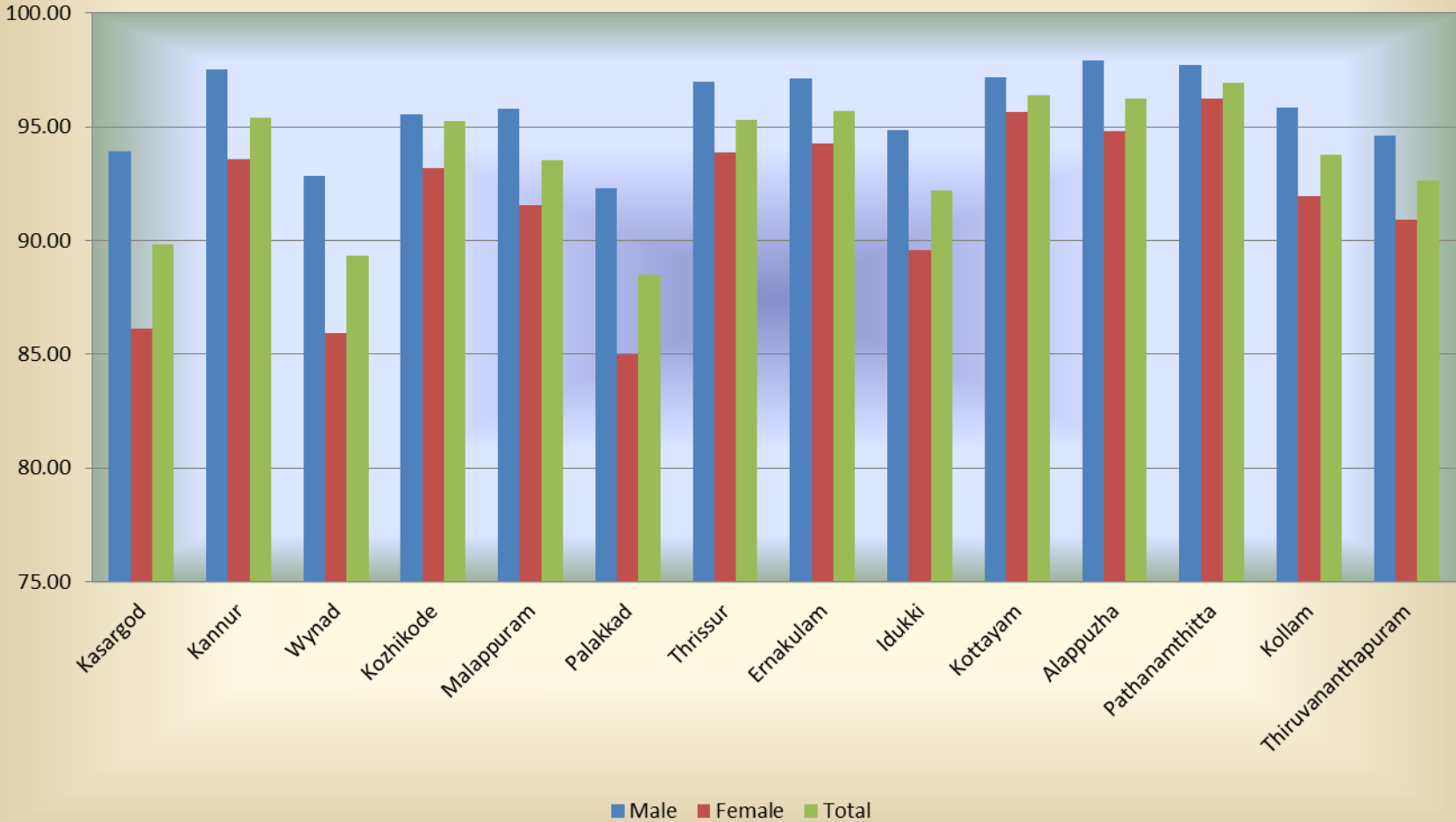


Table – III

7. Work Participation Rate 2001&2011

Sl.No	Name of District	Number of Workers			WPR for the year2001			WPR for thr year 2011		
		Rural	Urban	Total	Rural	Urban	Total	Rural	Urban	Total
1	2	3	4	5	6	7	8	9	10	11
1	Kasargod	300809	162189	462998	35.3	32.4	34.7	37.7	31.9	35.4
2	Kannur	322381	501735	824116	34.0	29.8	31.9	36.6	30.6	32.7
3	Waynad	328034	12043	340077	39.5	40.8	39.5	41.7	38.1	41.6
4	Kozhikkode	316246	632735	948981	27.4	28.7	27.9	31.2	36.5	30.7
5	Malappuram	613162	449262	1062424	24.1	24.4	24.1	26.7	24.7	25.8
6	Palakkad	806903	235437	1042340	36.5	33.9	36.1	37.8	34.8	37.1
7	Thrissur	379199	716528	1095727	32.2	31.9	32.1	37.0	34.2	35.1
8	Ernakulam	417997	831346	1249343	37.5	34.2	36.0	39.9	37.2	38.1
9	Idukki	498624	17739	516363	43.7	33.7	43.2	47.2	34.1	46.6
10	Kottayam	539176	196559	735735	33.3	30.8	32.9	38.3	34.8	37.3
11	Alappuzha	371442	433029	804471	33.8	35.6	34.3	37.9	37.7	37.8
12	Pathanamthitta	351835	40959	392794	29.9	27.3	29.7	33.0	31.1	32.8
13	Kollam	512817	399208	912025	32.2	31.2	32.1	35.4	33.6	34.6
14	Thiruvananthapuram	583332	648337	1231669	32.4	32.5	32.4	38.1	36.6	37.3
KERALA TOTAL		6341957	5277106	11619063	32.5	31.6	32.3	36.3	36.1	34.8

Source: Census Data

Table – IV**8. District -wise distribution of Main Workers 2011**

Sl.No	Name of District	Main workers	Cultivators	Agricultural Labourers	Workers in Household industry	Other Workers	Work Participation Rate
1	2	3	4	5	6	7	8
1	Kasargod	372700	23732	38774	24496	375996	35.4
2	Kannur	694209	36549	82988	12875	691704	32.7
3	Wynad	263445	52759	101630	4574	181114	41.6
4	Kozhikode	754187	26543	64198	13312	844928	30.7
5	Malappuram	852047	57567	117405	18423	869029	25.8
6	Palakkad	875540	67805	249949	25035	699551	37.1
7	Thrissur	929506	41786	73941	27883	952117	35.1
8	Ernakulam	1061388	50423	71391	23976	1103553	38.1
9	Idukki	415947	100917	145698	6888	262860	46.6
10	Kottayam	604553	49991	63052	18523	604169	37.3
11	Alappuzha	596387	25237	71706	35865	671663	37.8
12	Pathanamthitta	293257	41414	55455	11074	284851	32.8
13	Kollam	695299	56693	92193	21511	741628	34.6
14	Thiruvananthapuram	921282	38837	94470	28587	1069775	37.3
	Total	9329747	670253	1322850	273022	9352938	34.8

Source:--Census of India 2011

Distribution of Workers

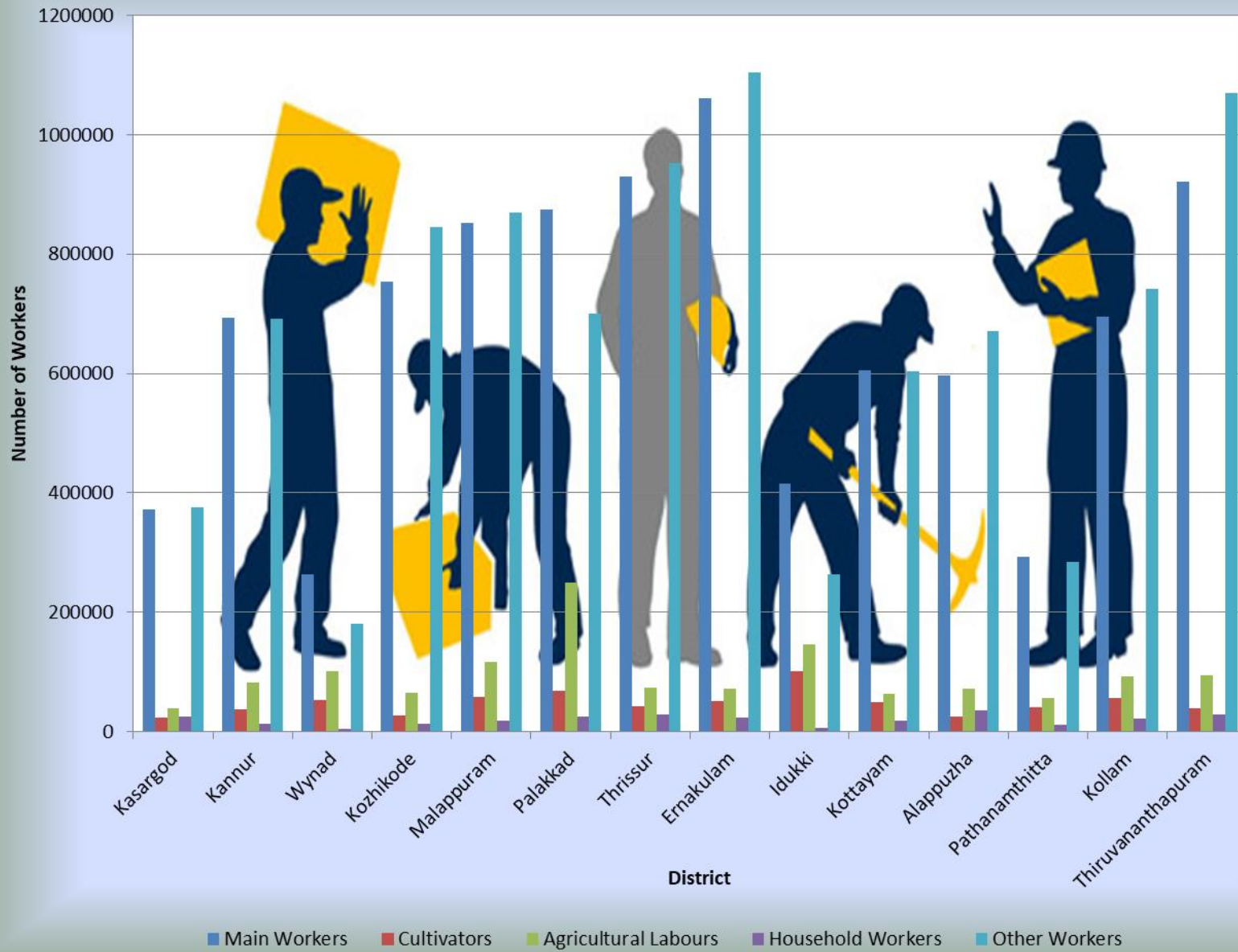


Table – V

9. District wise Employees in public sector in Kerala for the last 5 years

Sl.No.	District	Year				
		2018	2019	2020	2021	2022
1	2	3	4	5	6	7
1	Kasaragod	18129	19223	19279	15665	15696
2	Kannur	38952	41296	39021	34396	34487
3	Kozhikode	39351	39723	36854	39659	39655
4	Wayanad	14265	14297	14347	14360	14333
5	Malappuram	43667	43787	44222	44308	44326
6	Palakkad	42215	42201	42197	42216	42286
7	Thrissur	55821	55803	55837	55838	55854
8	Ernakulam	74791	75357	75864	75351	75356
9	Idukki	12951	12996	13065	13098	13105
10	Kottayam	19941	20068	19108	30025	30146
11	Alappuzha	25761	26259	26419	26540	26555
12	Pathanamthitta	21084	21095	21117	20888	20926
13	Kollam	34382	35947	36442	32954	32796
14	Thiruvananthapuram	112614	112553	111147	111336	111412
15	State	553924	560605	554919	556634	556933

Source: Directorate of Employment

District Wise Employment in Public Sector

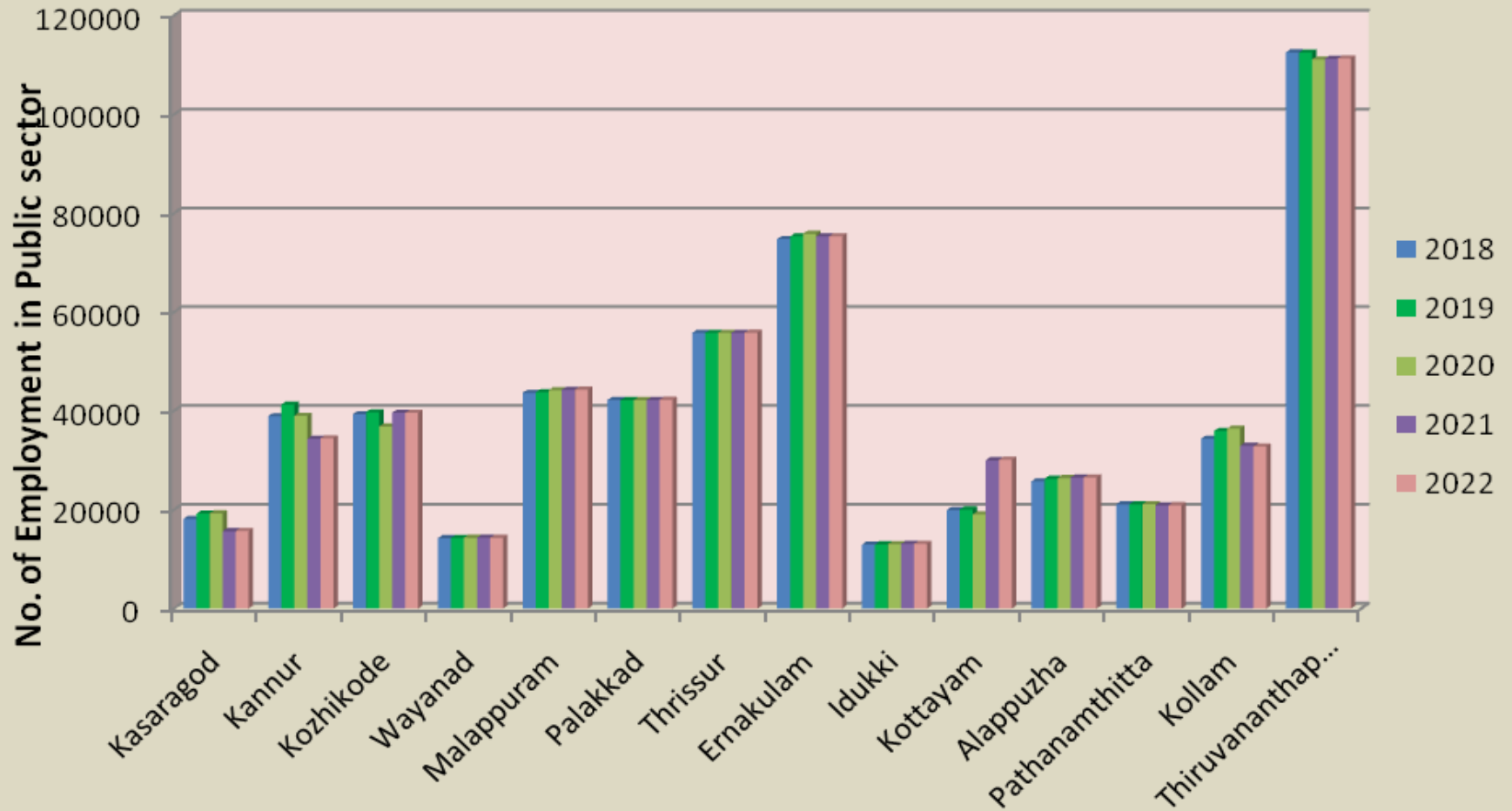


Table - VI**10. District wise Employees in Private sector in Kerala for the last 5 years**

Sl.No.	District	Year				
		2018	2019	2020	2021	2022
1	2	3	4	5	6	7
1	Kasaragod	35394	35105	34815	34293	34312
2	Kannur	37358	39506	37071	32980	32920
3	Kozhikode	54533	53027	52817	48932	48986
4	Wayanad	20839	20861	20886	20898	20896
5	Malappuram	28241	33336	48016	47757	47814
6	Palakkad	31487	31620	31551	31551	31547
7	Thrissur	65158	68917	68957	68878	68898
8	Ernakulam	172151	185623	188883	188907	189912
9	Idukki	36732	36827	36864	36884	36887
10	Kottayam	39890	40259	39201	40028	40048
11	Alappuzha	46021	46176	46572	46792	46985
12	Pathanamthitta	13933	18726	17746	17792	17795
13	Kollam	42157	42275	41718	41153	41158
14	Thiruvananthapuram	36159	34623	34350	34289	34988
15	State	660053	686881	699447	691134	693146

Source: Directorate of Employment

District Wise Employers in Private Sector



11. Industrial Relations



The most important aims and objectives of the department include maintenance of peaceful atmosphere in the labour sector as a whole, decent working conditions and improved quality of life to the workers; ensure cooperation and healthy relation between employers and the employed; systematic implementation of various labour laws throughout the State; enhancing social security coverage of workers through better policies and programming etc. Following the policy the Government has successfully maintained a harmonious industrial relation situation throughout the State.

11(a). Industrial Disputes

CAUSES FOR INDUSTRIAL DISPUTE

- *Economic*
 - wages , bonus and allowances
 - conditions for work, working hours, leave and holidays without pay
 - unjust layoffs and retrenchments.
- *Non-Economic*
 - victimization of workers
 - ill treatment by staff members
 - sympathetic strikes
 - political factors
 - indiscipline



In the Financial Year 2022-23 the State Conciliation Machinery handled 5297 disputes. The figure is inclusive of disputes arising out of strikes, lockouts and closures. 2347 disputes were raised during the year. 2950 disputes were brought forward from previous years. 2956 disputes were disposed of during the year under review.

The Table VII shows the industrial disputes arose, handled and disposed for the last 5 years.

Table-VII
Industrial Disputes (Year wise)

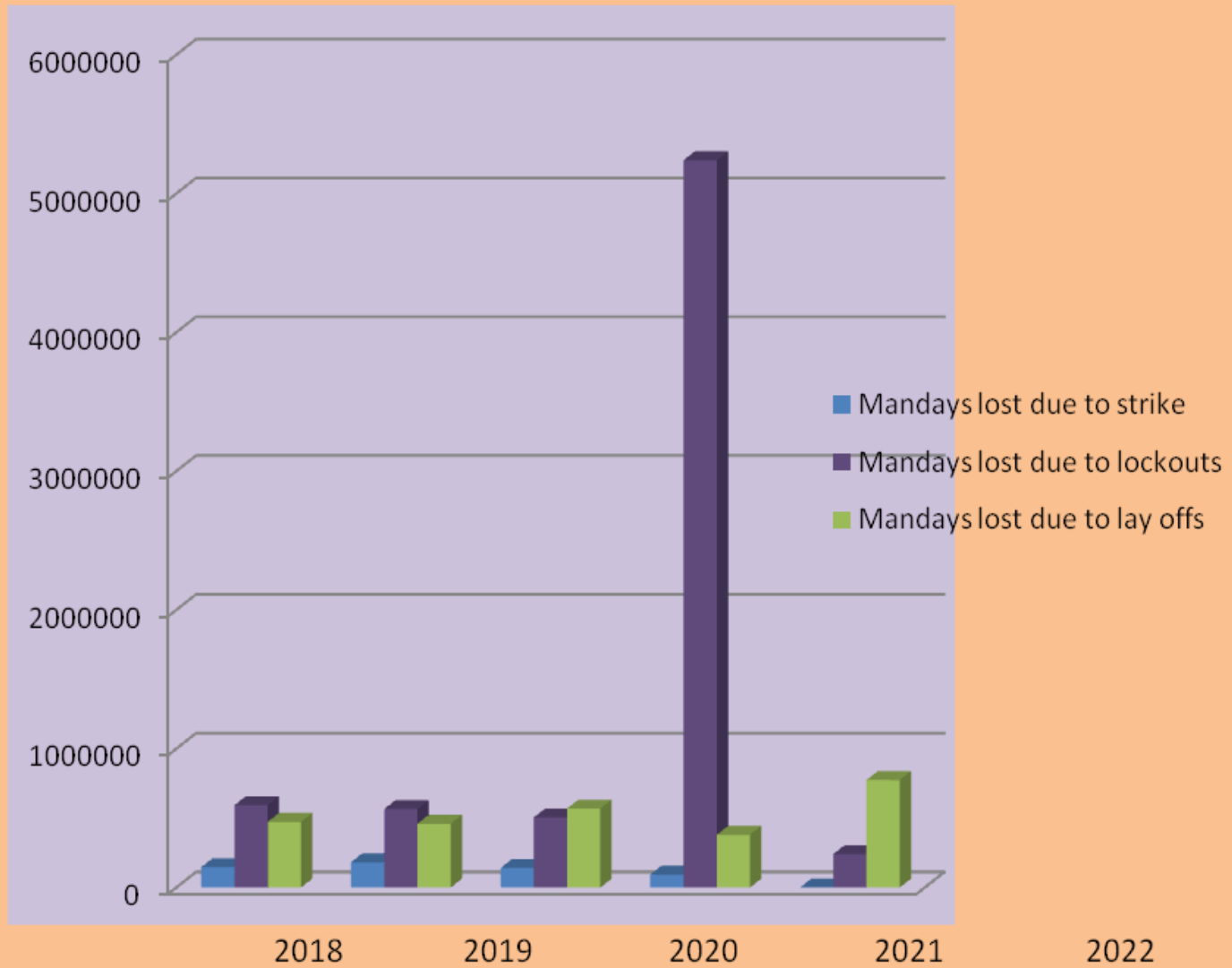
Year	No. of disputes brought forward from previous year	No. of disputes raised during the year	Total No. of disputes handled during the year	No. of disputes disposed during the year	Percentage of disposal of the total disputes
1	2	3	4	5	6
2018-19	3485	4045	7530	4790	63.61
2019-20	2740	3936	6676	3537	52.98
2020-21	3139	3031	6170	1981	32.11
2021-22	4046	2805	6241	2956	47.36
2022-23	2950	2347	5297	2956	55.81

11 Number of Strikes, Lockouts, Lay-Offs and Mandays Lost

Sl.No	Particulars	2018	2019	2020	2021	2022						
1	2	3	4	5	6	7						
(a)	Pending at the beginning of the year	1	1	1	1	0						
(b)	Arose during the year	2	1	0	0	0						
(c)	Total (a+b)	3	2	1	1	0						
(d)	Mandays lost due to strike	146696	181500	140500	93298	0						
LOCK OUTS												
(a)	Pending at the beginning of the year	13	13	11	12	4						
(b)	Arose during the year	1	3	1	0	1						
(c)	Total (a+b)	14	16	12	12	5						
(d)	Mandays lost due to lockouts	593546	564975	505172	5239968	240248						
LAY OFFS												
(a)	Pending at the beginning of the year	9	9	9	15	3						
(b)	Arose during the year	3	5	7	11	7						
(c)	Total (a+b)	12	14	16	14	10						
(d)	Mandays lost due to lay offs	473044	459715	568979	379990	774349						

	Total Mandays lost (I+II+III)	1213286	1206190	1214651	5713256	1015150						
--	--	----------------	----------------	----------------	----------------	----------------	--	--	--	--	--	--

Mandays Lost due to Strike Lock Out and Lay Off



12. Distribution of Industrial Disputes Pending, Arose and Settled according to Industry																			
Sl. No	Name of Industry	2015-16			2016-17			2017-18			2018-19			2019-20			2020-21		
		pending	Arose	Settled	Pending	Arose	Settled	Pending	Arose	Settled	Pending	Arose	Settled	Pending	Arose	Settled	Pending	Arose	Settled
1	2	3	4	5	6	7	8	9	10	11	12	13	14	15	16	17	18	19	20
1	Agriculture	228	51	41	238	69	65	242	38	41	239	40	44	235	22	48	46	40	60
2	Aluminium	1	5	3	3	4	1	6	2	0	8	3	2	9	1	7	11	4	0
3	Automobile engineering	26	36	25	37	141	79	99	100	60	139	80	64	155	59	177	223	48	36
4	Beedi & Cigar	24	5	7	22	8	7	23	6	4	25	10	12	23	13	29	6	0	0
5	Cashew	109	93	107	95	145	108	132	55	66	121	67	60	128	53	64	180	68	60
6	Ceramics	19	3	2	20	11	4	27	5	6	26	0	3	23	1	10	63	4	4
7	Coir	72	5	9	68	29	28	69	24	14	79	40	39	80	3	20	26	4	0
8	Electric	28	16	16	28	33	26	35	42	35	42	11	25	28	11	12	84	8	8
9	Fertilizers and Chemicals	40	12	18	34	20	19	35	24	19	40	9	20	29	4	22	39	0	12
10	Food	28	15	26	17	49	31	35	48	25	58	52	37	73	14	71	201	80	84
11	Glass	7	2	3	6	6	4	8	3	1	10	3	8	5	0	5	8	4	0
12	Handloom	23	2	4	21	4	3	22	8	8	22	9	13	18	5	19	54	0	0
13	Hotel & Restaurant	178	77	118	137	142	139	140	192	144	188	196	220	164	184	151	443	184	244
14	Matches	16	0	1	15	0	2	13	0	2	11	0	0	11	1	8	3	0	0

15	Metals	15	6	4	17	14	13	18	23	14	27	9	18	18	12	23	57	8	16
16	Municipalities and Panchayats	2	0	0	2	0	0	2	0	0	2	0	0	2	0	1	0	0	0
17	Installation	7	0	0	7	6	2	11	3	6	8	8	4	12	4	8	18	8	0
18	Oil mill	21	6	5	22	8	4	26	2	4	24	3	13	14	1	9	18	8	0
19	Paper	31	9	12	28	12	10	30	5	4	31	3	9	25	2	13	15	0	0
20	Plantations	769	535	718	586	496	626	456	580	635	401	508	648	261	722	757	1525	272	336
21	Plywood	7	6	6	7	4	4	7	5	6	6	5	9	2	4	2	26	8	12
22	Printing	39	10	13	36	14	11	39	9	9	39	26	27	38	6	22	73	4	8
23	Public works	17	3	3	17	29	12	34	15	13	36	1	9	28	2	12	104	8	12
24	Rice mill	12	3	4	11	0	2	9	2	1	10	1	0	11	3	11	14	0	8
25	Road transport	219	91	119	191	156	110	237	185	171	251	184	275	160	128	71	349	64	52
26	Rubber products	107	80	65	122	43	50	115	63	62	116	50	54	112	30	31	134	16	0
27	Saw mill	21	5	2	24	15	15	24	27	10	41	22	25	38	18	35	100	8	0
28	Shops and commercial establishments	539	679	602	616	1234	859	991	1359	1464	886	1326	1655	557	1430	571	3695	1060	1460
29	Starch	1	0	0	1	0	0	1	0	0	1	5	0	6	0	5	0	0	0
30	Sugar	10	0	0	10	2	0	12	0	0	12	0	3	9	0	6	0	0	0
31	Tixtiles	31	51	51	31	64	64	31	90	69	52	126	127	51	145	115	536	240	228
32	Tiles	73	21	22	72	10	15	67	14	10	71	26	33	64	23	37	105	4	16

33	Toddy tapping	25	41	34	32	38	35	35	36	47	24	49	61	12	43	33	190	40	92
34	Timber	45	20	23	42	11	14	39	27	23	43	9	9	43	10	15	44	12	8
35	Water transport	12	4	2	14	4	3	15	14	13	16	0	1	15	1	5	18	0	0
36	Miscellaneous	401	54 7	664	284	948	849	383	1134	1137	380	1164	1263	281	981	555	2919	920	968
Total		3203	24 39	2729	2913	3769	3214	3468	4140	4123	3485	4045	4790	2740	3936	2980	1132 7	3124	372 4

13. Distribution of Industrial Disputes according to cause

SI.No.	Items	2017-18		2018-19		2019-20		2020-21		2021-22	
		Arose	Settled	Arose	Settled	Arose	Settled	Arose	Settled	Arose	Settled
1	2	3	4	5	6	7	8	9	10	11	12
1	wages and Allowances	986	927	852	1024	823	774	644	438	574	911
2	Dismissed	559	529	581	642	748	589	314	413	354	489
3	Retrechment	0	0	2	1	0	1	38	6	61	90
4	Closure	1	0	0	2	0	0	4	0	43	52
5	Leave	12	11	71	44	38	28	22	58	1	4
6	Hours of work	48	34	31	35	8	16	1	32	5	6
7	Bonus	513	591	479	552	490	510	298	242	160	403
8	Others	2021	2031	2029	2490	1829	1619	385	240	420	555
Total		4140	4123	4045	4790	3936	3537	1706	1429	1631	2524

14. Distribution of Industrial Disputes settled according to Type of settlement

Sl. No	Type of Settlement	2017-18	2018-19	2019-20	2020-21	2021-22
1	2	10	11	12	13	14
1	Voluntary negotiation	638	1044	490	573	716
2	Conciliation	2279	2369	2066	930	1087
3	Withdrawn	949	1110	748	801	706
4	Adjudication	257	267	233	136	288
5	Arbitration/Higher level Intervention	37	37	23	0	31
Total		4160	4827	3560	2440	2842

Industrial Dispute settled according to the type of settlement



Industrial Disputes Method of Settlement

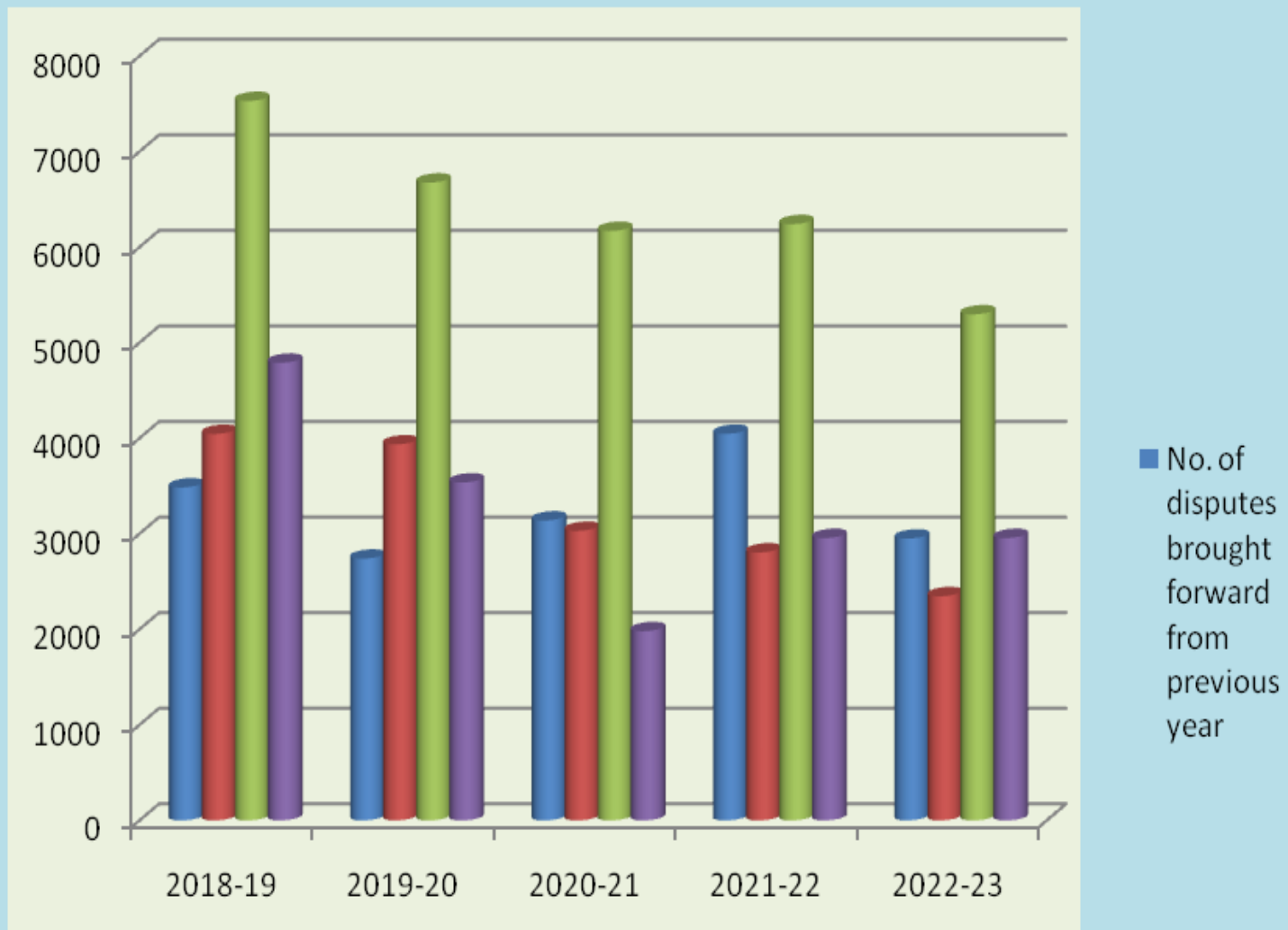


Table VIII Shows the method of disposal of industrial disputes for the last 5 years

Table – VIII

Industrial Disputes (Method of Disposal)

Year	Total No. of disputes handled during the year	No. of disputes disposed during the year	Disputes settled through voluntary negotiation		Disputes settled through conciliation		Disputes settled through withdrawn		Disputes settled through adjudication		Disputes settled through arbitration/ Higher level intervention	
			Number	Percentage to total disposed	Number	Percentage to total disposed	Number	Percentage to total disposed	Number	Percentage to total disposed	Number	Percentage to total disposed
2017-18	7608	4123	638	15.47	2279	55.28	949	23.02	257	6.23	0	0
2018-19	7530	4790	1044	21.80	2369	49.46	1110	23.17	267	5.57	0	0
2019-20	6676	3537	490	13.85	2066	58.41	748	21.15	233	6.59	0	0
2020-21	6016	2340	573	24.49	930	39.74	701	29.96	136	5.81	5	0.21
2021-22	6226	2900	766	26.41	1032	35.59	666	22.97	250	8.62	5	0.17

Table IX shows the settlement of industrial disputes according to the cause for the last 5 years

Table-IX

Sl. No	Cause of Disputes	2017-18		2018-19		2019-20		2020-21		2021-22	
		settled	percentage	settled	percentage	settled	Percentage	settled	percentage	settled	percentage
(1)	(2)	(3)	(4)	(5)	(6)	(7)	(8)	(9)	(10)	(11)	(12)
1	wages and Allowances	927	22.48	1024	21.38	825	19.65	577	6.12	742	8.50
2	Dismissed	529	12.83	642	13.40	432	11.12	487	5.94	438	6.74
3	Retrenchment	0	0	1	0.02	1	0.03	8	3.19	83	11.02
4	Closure	0	0	2	0.04	1	0.02	42	16.73	51	9.50
5	Leave	11	0.27	44	0.92	8	0.87	76	11.48	2	6.90
6	Hours of work	34	0.82	35	0.73	29	0.65	33	8.73	3	6.25

11(b). Work-stoppage



During the year 2019, there were 32 cases of work-stoppage (strikes , lockouts & lay-off) affecting about 5572 workmen with a loss of 1206190 man days against 29 cases affecting about 5735 workmen with a loss of 1213286 man days in the year 2018 (vide Table-X). All these cases are inclusive of cases brought forward from the previous years.

Table X shows Work –stoppage for the last 5 years.

Table-X
Work-stoppage (Strikes, Lockouts & Lay-off)

Year	No. of Work stoppage	No. of workers involved	Man days lost
2018	29	5735	1213286
2019	32	5572	1206190
2020	19	2795	595475
2021	24	1393	312057
2022	8	1662	463860

STRIKES, LOCKOUTS & LAY-OFFS (During the years 2018 to 2022)

Table XI analyses the cases of strikes, lockouts and lay-offs which shows that during the year 2019 there was 2 case of strike affecting about 800 workmen entailing a loss of 181500 man days lost against 3 cases, 1374 workmen affected and 146696 mandays lost during the year 2018.

Table-XI
Strikes, Lockouts & Lay-offs in Kerala for the last 5 years

Year	Strike			Lockout			Lay-off		
	No. of cases	No. of men involved	No. of mandays lost	No. of cases	No. of men involved	No. of mandays lost	No. of cases	No. of men involved	No. of mandays lost
(1)	(2)	(3)	(4)	(5)	(6)	(7)	(8)	(9)	(10)
2018	3	1374	146696	14	2271	593546	12	2090	473044
2019	2	800	181500	16	2796	564975	14	1976	459715
2020	1	500	140500	12	1960	505172	15	2054	569171
2021	5	174	13627	11	2303	507505	11	1724	426316
2022	0	0	0	8	1662	472008	11	1755	375503

Mandays Lost Due to Strike, Lock Out & Lay Off

Mandays Lost

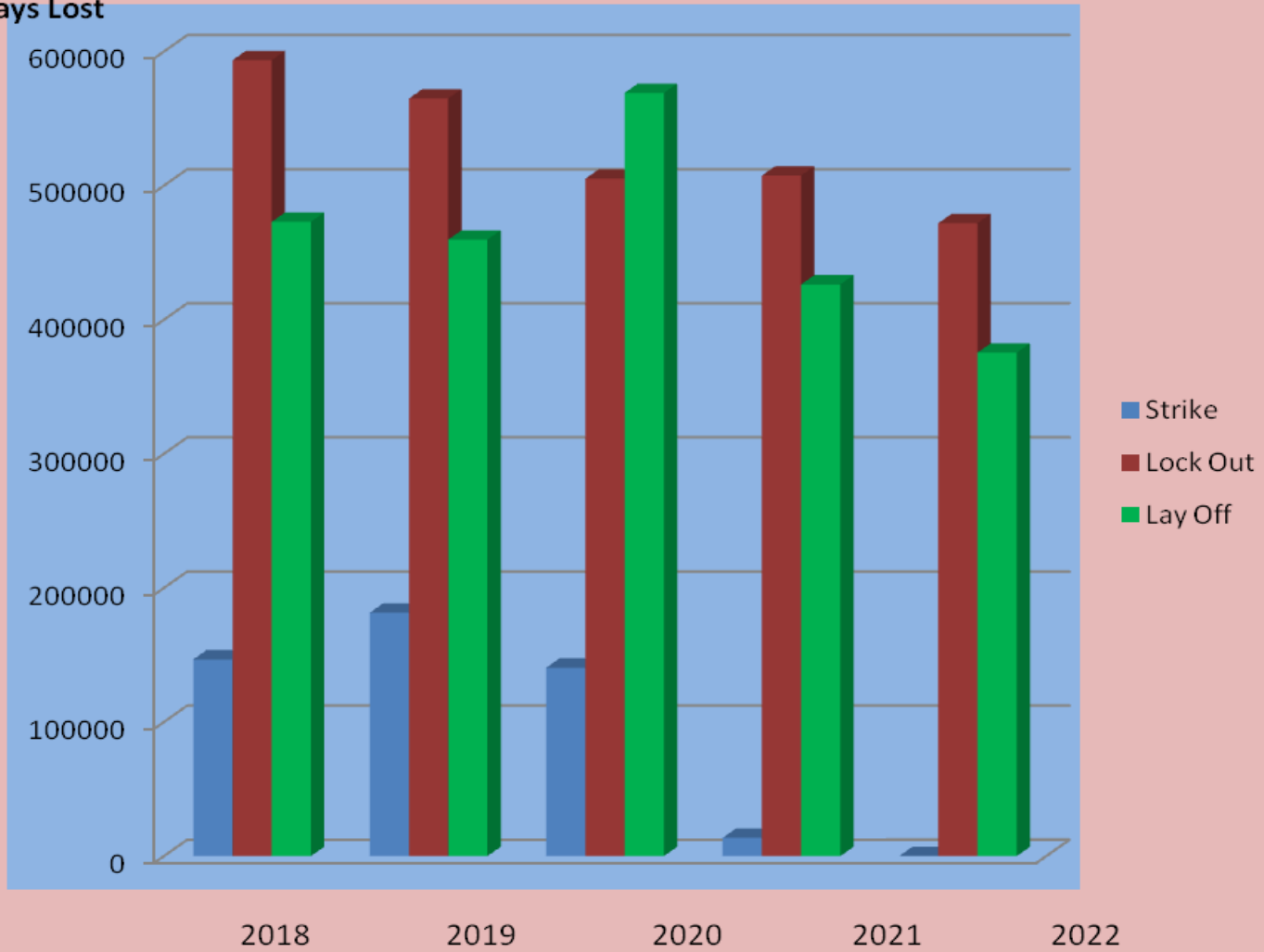


Table-XII

The important cases of Strikes, Lockouts & lay-offs involving 500 workmen & above which were settled through conciliation or otherwise or continuing during the financial year 2018

Sl.No.	Name & address of the concern	Nature of work stoppage	No.of worker involved	Date of	
				Beginning	Reopening
(1)	(2)	(3)	(4)	(5)	(6)
1	Kitex Ltd. Kinfra park, kanjikode	Strike	500	24.09.2016	continuing
2	Excel Glasses,Pathirappally,Alappuzha	Lockout	530	28.12.2012	Continuing
3	Vijayalekshmi Cashew company,Muriyad	Lay offs	671	31.12.2015	continuing
4	Vijayalekshmi Cashew company,Kutanellur	Lay offs	531	01.01.2016	continuing
5	Excel Glasses,Pathirappally,Alappuzha	Lockout	530	28.12.2012	continuing

Table – XIII

The important cases of Strikes, Lockouts & lay-offs involving 500 workmen & above Which were settled through conciliation or otherwise or continuing during the financial Year 2019

Sl.No.	Name & address of the concern	Nature of work stoppage	No.of worker involved	Date of	
				Beginning	Reopening
(1)	(2)	(3)	(4)	(5)	(6)
1	Kitex Ltd. Kinfra park, kanjikode	Strike	500	24.09.2016	continuing
2	Excel Glasses,Pathirappally,Alappuzha	Lockout	530	28.12.2012	Continuing
3	Vijayalekshmi Cashew company,Muriyad	Lay offs	671	31.12.2015	continuing
4	Vijayalekshmi Cashew company,Kutanellur	Lay offs	531	01.01.2016	continuing

Table – XIV

The important cases of Strikes, Lockouts & lay-offs involving 500 workmen & above which were settled through conciliation or otherwise or continuing during the financial year 2020

Sl.No.	Name & address of the concern	Nature of work stoppage	No.of worker involved	Date of	
				Beginning	Reopening

(1)	(2)	(3)	(4)	(5)	(6)
1	Kitex Ltd. Kinfra park, kanjikode	Strike	500	24.09.2016	continuing
2	Excel Glasses, Pathirappally, Alappuzha	Lockout	530	28.12.2012	Continuing
3	Vijayalekshmi Cashew company, Muriyad	Lay offs	671	31.12.2015	continuing
4	Vijayalekshmi Cashew company, Kutane llur	Lay offs	531	01.01.2016	continuing

Table – XV

The important cases of Strikes, Lockouts & lay-offs involving 500 workmen & above which were settled through conciliation or otherwise or continuing during the financial year 2021

Sl.No.	Name & address of the concern	Nature of work stoppage	No.of worker involved	Date of	
				Beginning	Reopening
(1)	(2)	(3)	(4)	(5)	(6)
1	Kitex Ltd. Kinfra park, kanjikode	Strike	500	24.09.2016	continuing
2	Vijayalekshmi Cashew company, Muriyad	Lay offs	671	31.12.2015	continuing
3	Vijayalekshmi Cashew company, Kutane llur	Lay offs	531	01.01.2016	continuing

Table – XVI

The important cases of Strikes, Lockouts & lay-offs involving 500 workmen & above which were settled through conciliation or otherwise or continuing during the financial year 2022

Sl.No.	Name & address of the concern	Nature of work stoppage	No.of worker involved	Date of	
				Beginning	Reopening
(1)	(2)	(3)	(4)	(5)	(6)
1	Kitex Ltd. Kinfra park, kanjikode	Lockout	500	24.09.2016	continuing
2	Vijayalekshmi Cashew company, Muriyad	Lay offs	671	31.12.2015	continuing
3	Vijayalekshmi Cashew company, Kutane llur	Lay offs	531	01.01.2016	continuing

12. Administration of Labour Laws

Various Labour Laws are enforced by the Labour Department of the State Government and also by the Ministry of Labour and Employment of the Central Government through its departments and other agencies.

The Labour Commissionerate administers the following Labour Acts through its different wings:

12(a). CENTRAL ACTS WITH KERALA RULES	
Sl.No.	Acts/Rules
1	Beedi and Cigar workers(Conditions of Employment) Act 1966
	Beedi and Cigar workers(Conditions of Employment) Rules 1968
2	Building and Other construction workers (Regulations of Employment and conditions of Service) Act 1996.
	Building and Other Construction Workers(Regulation of Employment and Conditions of Service)Kerala Rules 1998
3	Building and Other Constructions Worker's Welfare Cess Act, 1996
	Building and Other Construction Workers Welfare Cess Rules, 1998
4	Child Labour(Prohibition and Regulation) Act, 1986
	Kerala Child Labour(Prohibition and Regulation)Rules, 1993
5	Contract Labour(Regulation and Abolition)Act, 1970
	Kerala Contract Labour (Regulation and Abolition) Rules, 1974
6	Equal Remuneration Act,1976
	Equal Remuneration Rules,1976
7	Industrial Dispute Act 1947
	Industrial Tribunal(Procedure) Rules, 1949
	Industrial Tribunal(Central Procedure) Rules 1954
	Kerala Industrial Dispute Rules 1957
8	Industrial disputes(Amendment) Act 2010

9	Industrial Employment(Standing Orders)Act 1946
	Kerala Industrial Employment(Standing Orders) Rules 1958
10	Interstate Migrant Workmen(Regulation of Employment And Conditions of Service) Act 1979
	Kerala Interstate Migrant workmen(Regulation of Employment and Conditions of Service Rules, 1983
11	Labour Laws(Exemption From Furnishing returns and maintaining Register by Certain Establishments) Act 1988
12	Maternity Benefit Act, 1961
	Kerala Maternity Rules,1964
13	Minimum Wages Act, 1948
	Kerala Minimum Wages Rules 1958
14	Motor Transport Workers Act, 1961
	Kerala Motor Transport Workers Rules 1962
15	Payment of Bonus Act, 1965
	Payment of Bonus Rules,1975
16	Payment of Gratuity Act1972
	Kerala Payment of Gratuity rules 1973
17	Payment of Wages Act, 1936
	Kerala payment of Wages (General) Rules 1958
	Kerala Payment of Wages (Procedure) Rules 1958
	Payment of Wages(Undisbursed Wages) Rules 1998
	Kerala Payment of Wages(Procedure) Applications to Schedule Employment Rules, 1964
	Kerala Payment of Wages(Unclaimed Amount) Rules, 1958
	Kerala Payment of Wages(Manner of Recovery of Excess Deductions) Rules 1968
	Kerala Payment of Wages(Deductions for National Defence Fund and Defence Saving

	Schemes) Rules 1964
18	Plantation Labour Act, 1951
	Kerala Plantation Labour Rules, 1959
	Kerala Plantation and(Welfare Officer) Rules 1978
19	Sales Promotion Employees(Conditions of Service)Act, 1976
	Sales Promotion Employees(Conditions of Service)Rules, 1976
20	Trade Union Act, 1926
	Kerala Trade Unions Regulations, 1958
21	Working Journalists and Other News Paper Employees (Conditions of Service) and Miscellaneous Provision Act, 1955
	Working Journalists and Other News Paper Employees (Conditions of Service) and Miscellaneous Provision Rules, 1957
	Working Journalists and Other News Paper Employees (Tribunal)Rules 1979
	Working Journalists(Fixation of Rates of wages) Act 1958
22	Workmen's Compensation Act,1923
	Kerala Workmen's Compensation Rules,1958
	Workmen's Compensation (Transfer of Money) Rules,1935
	Workmen Compensation(Venue of Proceedings
	Kerala Workmen's Compensation (Schedule ii Parts 'A' 'B' and 'C' Occupational diseases) Rules 2001Rulesw,1958
	Workmen Compensation (Amendment) Act 2009

Table – XVII
12(b). Particulars of Implementation of Labour Laws for the last 5 years

Name of the Act	No. of Inspections conducted	No. of Prosecutions launched	No. of Convictions
Year : 2018			
Minimum wages act	21622	1512	675
Other Labour laws	58887	2608	892
Total	80509	4120	1567
Year : 2019			
Minimum wages act	28569	2455	678
Other Labour laws	72272	3663	954
Total	100841	6118	1632
Year : 2020			
Minimum wages act	9434	751	129
Other Labour laws	22396	1064	167
Total	31830	1815	296
Year : 2021			
Minimum wages act	2176	653	282
Other Labour laws	6357	586	369
Total	8533	1239	651
Year : 2022			
Minimum wages act	860	16	209
Other Labour laws	2458	42	321
Total	3318	58	530

13. DETAILS OF ADMINISTRATION OF VARIOUS LABOUR LAWS

(i) The Trade Unions Act, 1926



Table XVIII

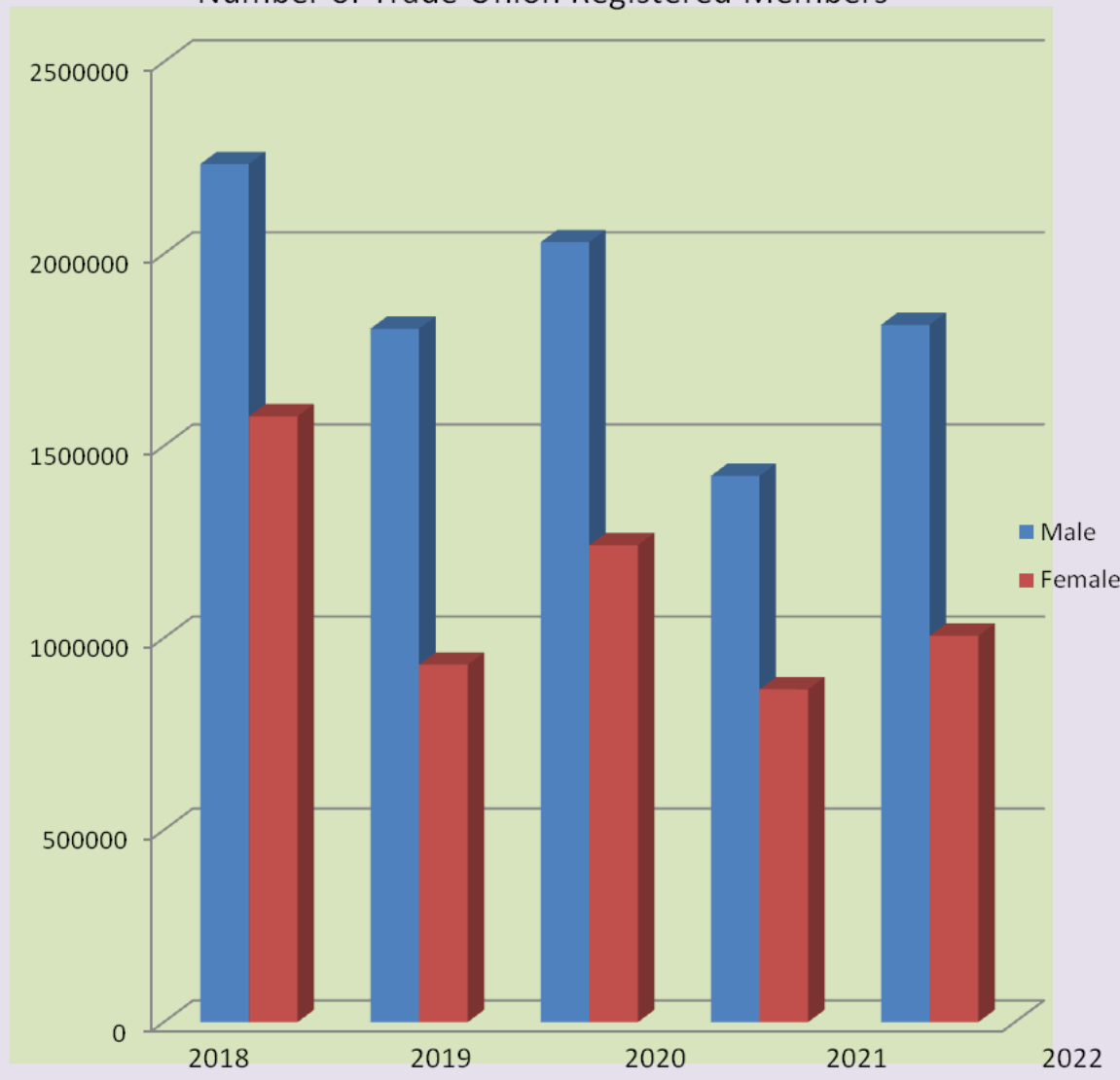
Year wise report on registered Trade Unions and no. of workmen involved

YEAR	No. of Trade unions registered	No. of Trade unions submitted returns	Total No. of workmen involved
2018	13099	1297	3811404
2019	13268	1124	2736093
2020	12367	1229	3272473
2021	13406	1023	2288626
2022	13506	1411	2821897

15. Number of Registered Trade Unions (Workers)

Sl. No	Year	Number of unions at the end of the year	Number of unions that submitted returns during the year	Number of members					
				At the beginning of the year	Joined during the year	Left during the year	At the end of the year		
							Total	Male	Female
1	2018	13099	1297	3682323	343449	214368	3811404	2234055	1577349
2	2019	13268	1124	2662334	147896	74137	2736093	1805396	930697
3	2020	12367	1229	3083448	301856	112831	3272473	2030749	1241724
4	2021	13406	1023	2151663	190501	53538	2288626	1422180	866446
5	2022	13506	1411	2689966	207062	75131	2821897	1815734	1006163

Number of Trade Union Registered Members



16. Number of Trade Unions Registered and Cancelled (Workers)

Sl. No	Year	Number of workers union at the beginning of the year	Number of workers union newly registered during the year	Number of workers union cancelled during the year	Number of workers unions on register at the end of the year
1	2	3	4	5	6
1	2011	11951	132	0	12083
2	2012	12083	112	0	12195
3	2013	12195	141	0	12336
4	2014	12336	145	4	12477
5	2015	12477	119	2	12594
6	2016	12594	132	3	12723
7	2017	12723	120	9	12834
8	2018	12834	156	21	12969
9	2019	12969	126	2	13093
10	2020	13093	175	16	13252
11	2021	13252	181	14	13419
12	2022	13419	106	19	13506

**18. Income of Trade Unions (Workers) according to Source (Related to unions submitted returns)
(Rs.In 000's)**

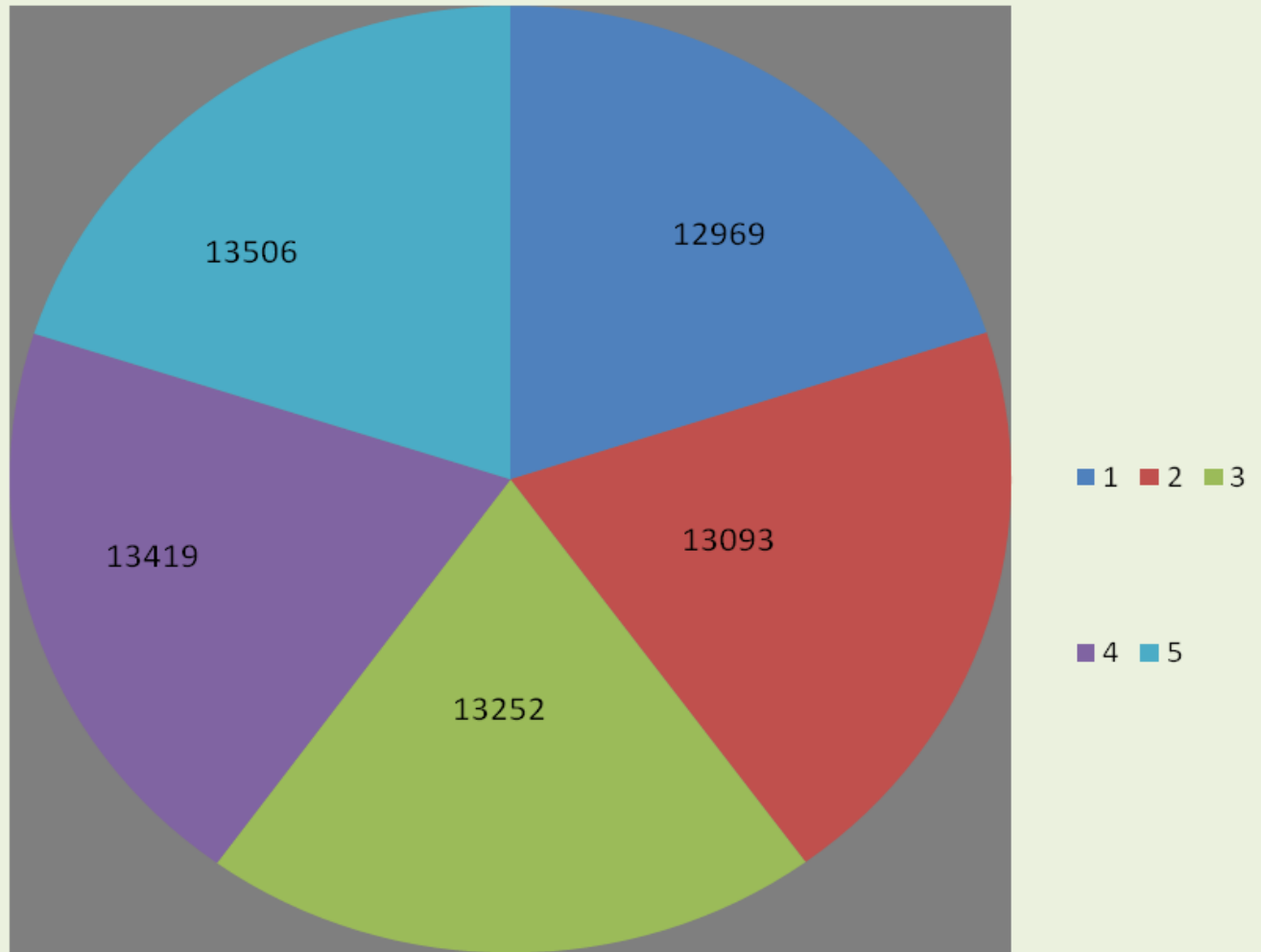
Sl. No	Year	Contribution from members	Donations	Sale of periodicals, books,etc	Interest in investments	Income from miscellaneous	Total
1	2	3	4	5	6	7	8
1	2012	109256	34651	8058	8846	34957	195768
2	2013	80175	38686	753	4444	27251	151309
3	2014	92465	37613	1736	20082	47174	199070
4	2015	114179	34725	2828	11288	54202	217222
5	2016	142823	50494	12958	17189	68069	291533
6	2017	197369	56519	18046	38660	82483	393076
7	2018	156697	52243	12937	21402	58594	301873
8	2019	112211	48014	53850	26110	101059	341244
9	2020	305368	100525	12380	50660	114104	583037
10	2021	165832	68191	4802	22380	130891	392096
11	2022	207537	83473	17742	28372	119824	456948

19. Distribution of Expenditure of trade unions (Workers) (Related to unions submitted returns)											(Rs. In 000's)	
Sl. No	Year	Salaries, allowances & expenses of office bearers	Expenditure of establishment	Audit fees	Legal expenses	Expenditure in conducting trade disputes	Compensation paid to members for loss arising out of trade disputes	Educational, Social & Religious benefits	Funeral, Old age, sickness, unemployment benefits etc.	Cost of publishing periodicals	Other expenses	Total
1	2	3	4	5	6	7	8	9	10	11	12	13
1	2012	36359	61875	1061	3233	3771	2879	4679	5253	2312	74849	196271
2	2013	28051	41591	911	2336	2922	2658	7150	4712	3196	112612	206139
3	2014	32584	45761	1858	3581	3998	2234	7639	7179	6099	87191	198124
4	2015	32938	55293	2195	4853	6486	3159	4388	8687	4519	139322	261840
5	2016	53304	75687	2602	6467	6820	9313	14571	10696	5068	139702	324230
6	2017	60187	370606	4923	16809	36753	27798	18201	25791	8305	386925	958325
7	2018	50464	72583	3043	5156	10911	5445	7327	12820	5430	145905	319083
8	2019	42962	39469	2400	5697	3130	5194	4468	46358	11136	181090	341904
9	2020	50238	198271	7142	7629	9393	22865	17839	21750	25860	248677	609664
10	2021	71464	24547	2309	6540	18586	11616	12076	21171	14676	168259	351244
11	2022	64782	54591	9770	12559	24368	19203	38659	14358	18569	224512	481371

Table – XIX
Number of Trade Unions Registered and Cancelled (Workers)

Year	Number of workers union at the beginning of the year	Number of workers union newly registered during the year	Number of workers union cancelled during the year	Number of workers union on register at the end of the year
(1)	(2)	(3)	(4)	(5)
2018	12834	156	21	12969
2019	12969	126	2	13093
2020	13093	175	16	13252
2021	13252	181	14	13419
2022	13419	106	19	13506

No. of Trade Unions registered at the end of the year



14. The Minimum Wages Act, 1948



The main objective of enactment of the Minimum Wages Act, 1948 is to prevent exploitation of labour and for that purpose provide some sort of social security measures to a vast majority of working class people employed in the unorganized sector in our country. These workers have very little or no bargaining power and consequently they often get deprived of a fair and legitimate wage. Hence, to ensure payment of a floor-level wage, fixation / revision of minimum wages in such sweated employments have been aimed at in the Act. There are two schedules to the Act., viz. Part I and II, wherein certain employments are included. The State Government has been empowered to add any employment to the schedule under Sec.27 of the Act. The State Government has added as many employments as possible to the schedule since the commencement of the Act.

At present, there are 87 employments in the schedule of employments, and out of which minimum wages have been fixed for 84 sectors. Besides Fixation of minimum rates of wages the State Govt. also revises such rates from time to time as per provisions under Sec 5(1) (b) of the Minimum Wages Act, 1948. The details of Minimum wages for 84 schedule of employments are given below.

Sl no	Name of Scheduled Employments under the MW Act 1948	Notification No. and Date of Latest revision of Minimum wages
1	2	3
1	Employment in the manufacture of Ayurvedic and Allopathic Medicines	G.O.(P)No.149/2016/LBR., Dated.03/09/2016
2	Employment in manufacture of Aluminium and Tin	G.O.(Ms).No.101/2021/LBR Dated 22.12.2021.
3	Employment in Beedi and Cigar	G.O(P) No.13/2017/LBR dated 06/03/2017
4	Employment in Block Rubber	G.O(Ms) No.139/2019/LBR dated 24/12/2019
5	Employment in Breweries (Manufacturing of beverages, distillation, and distillation and rectification of spirit)	G.O.(Ms).No103/2021/LBR, Dated,27.12.2021.
6	Employment in Brick Manufacturing sector	G.O.(P).No.127/2011/LBR Dated 19.08.2011.
7	Employment in Cable Television Network	G.O.(P).No.36/2020/LBR, Dated 07.03.2020.
8	Employment in Cane and Bamboo Industry	GO(P)No.134/2016/LBR dated 06/08/2016 and ammenment GO(P) No. 81/2018/LBR dtd. 19/09/2018
9	Employment in Cashew Industry	GO(P)No.21/2015/LBR dated 21/02/2015
10	Employment in Chartered Accountant Offices	G O (Ms)No.107/2011/ LBR., Dated 09/08/2011
11	Employment in Cinema Theaters	G.O.(P) No.61/2019/LBR., Dated.21/06/2019

12	Employment in Drying of Coconut for making Copra	G O (Rt) No.1312/2010/ LBR., Dated 26/07/2010
13	Employment in Coir Industry	G O (Ms) No. 101/2012/ LBR.,Dated 03/07/2012
14	Employment in Computer software	G.O.(P).No.95/2020/LBR, Dated,18.12.2020
15	Employment in Construction and Maintenance of Dams	G.O.(P)No.16/2021/ LBR dated.27.01.2021
16	Employment in Diamond cutting and Polishing	G.O. (P) No.15/2021/LBR., Dated.24.01.2021
17	Employment in Domestic Works	G.O.(P).No.202/2016/LBR., Dated 29/12/2016
18	Employment in Electric Equipment,Home appliances & Operation of Software System	G.O.(Ms).No.115/2011/LBR., Dated 09/08/2011.
19	Employment in Electronic Industry	G.O.(P).No.13/2022/LBR., Dated 24.02.2022.
20	Employment in Fish Peeling and Canning	G.O.(P) No.62/2018/LBR. Dated.02/08/2018
21	Employment in Food Processing Industry	G.O.(P) No.52/2020/LBR, Dated 09.06.2020
22	Employment in Forests	G.O.(P).No.65/2019/LBR., Dated, 18/07/2019
23	Employment in Footwear Manufacturing	G.O(P) No.69/2017/LBR dated 14/07/2017
24	Employment in Furniture Industry	G.O.(MS).No.70/2019/LBR., Dated 26/07/2019
25	Employment in Garment Manufacturing	G.O.(P) No. 143/2019/LBR dated 30/12/2019
26	Employment in manufacture of Gold and Silver Ornaments.	Notification No. G.O.(P).No.132/2016/LBR., Dated 06/08//2016
27	Employment in Handicrafts	G.O.(P) No.24/2019/LBR dated 24.03.2019

28	Employment in Handling and care of Elephants	G.O.(P) No. 133/2016/LBR dated 06/08/2016
29	Employment in Handloom Industry(Monthly)	G.O.(P)No.67/2018/LBR., Dated 09/08/2018
30	Employment in Handloom Industry	G.O.(P)No.67/2018/LBR., Dated 09/08/2018
31	Employment in Hill produce Industry	G.O.(P).No.37/2017/LBR., Dated 09/05/2017
32	Employment in Hosiery manufacturing	G.O.(P).No.153/2011/LBR.,Dated 12/09/2011.
33	Employment in Hostels	G.O.(P).No.94/2016/LBR., Dated 20/06/2016
34	Employment in Ice factories	G.O.(P)No.109/2016/LBR., Dated 18/07/2016
35	Employment in Khadi Industry	G.O.(P).No.64/2018/LBR., Dated 03.08.2018.
36	Employment in Liquor Trading and Vending	G O (P)No13/2020/ LBR .,Dated 24.01.2020
37	Employment in L.P. Gas	G.O.(P) No31/2021/LBR Dated,24.02.2021
38	Employment in Light Motor Vehicles	G O (P) 44/2017/ LBR., Dated, 19/05/2017
39	Employment in Marble and Granite	G.O.(P).No.83/2020/LBR., Dated 22.10.2020.
40	Employment in Match Industry	G O (P) No.34/2020/LBR, Dated 06.03.2020
41	Employment in Mechanised fish Catching Industry	G.O(P) No. 10/2022/LBR dated 22.02.2022
42	Employment in Medical Shops	G.O.(P)No.45/2017/LBR., Dated.24/05/2017
43	Employment in Mid Day Meal Scheme in Schools	G.O(P) No.136/2016/LBR dated 08/08/2016
44	Employment in Minor Engineering	G O (P) 25/2022 LBR., Dated, 18.04.2022
45	Employment in Minor Ports	G O (P) No.32/2019/ LBR, Dated, 09.04.2019
46	Employment in Oil mills	G O (P)36/2017/ LBR., dated 09/05/2017

47	Employment in Oil Palm cultivation	G.O.(P)No.77/2017/LBR., dated.01/08/2017
48	Employment in Petrol Pumps	G.O(P)No.22/2020/LBR., dated.07.02.2020
49	Employment in Photography & Videography sector	G.O.(P).No. 33/2017/LBR., dated 03/05/2017
50	Employment in Plantations	G.O.(P).No.24/2021/LBR, dated, 16.02.2021
51	Employment in Plastic Industry	G.O.(P).No.21/2021//LBR., dated 11.02.2021
52	Ermployment in Power Loom Industry	G.O.(P)29/2023/LBR., dated.26.02.2023
53	Employment in Printing Press	G.O(P) No.131/2016/LBR dated 06.08.2016
54	Employment in Private Institutions (Non-Teaching Staff)	G.O(P) No.22/2021/LBR dated 11.02.2021
55	Employment in Private Financial Institutions	G.O(P) No.08/2020/LBR dated 16.01.2020
56	Employment in Private Hospitals/ Dispensaries/ Pharmacies etc	G O (P.) No.33/2018/ LBR dated 23/04/2018
57	Employment in Private Security Services	G.O (P) No. 38/2017/LBR dated09/05/2017
58	Employment in Private Temples	G.O.(P) No.30/2021/LBR, dated, 24.02.2021
59	Employment in Production of Motion Picture and Telefilm	G.O (P) No. 28/2023/LBR dated 22.02.2023
60	Employment Rice Mills, Flour Mills and Dhal Mills	G O (P) No. 12/2020/ LBR., dated 24.01.2020
61	Employment in River sand collection and loading	G.O.(P) No.71/2019/LBR., dated 29.07.2019
62	Employment in Rubber Creep Mills	G O (P) No. 5/2016/ LBR, dated 14/01/2016
63	Employment in Rubber Products	G.O.(P).No.34/2019/LBR, dated20/04/2019
64	Employment in Sales Promotion of Pharmaceutical Products	G.O.(P).No.112/2016/LBR., dated 23/07/2016.

65	Employment in Screen Printing Industry	G.O.(MS).No.59/2011/LBR., dated 26/04/2011.
66	Employment in Shops and Commercial Establishments	G.O. (P) No. 196/2016/LBR dated 21.12.2016
67	Employment in Soap Manufacturing Industry	G.O.(P).No.31/2022/LBR., dated 05.05.2022.
68	Employment in Star Hotels	G.O.(P).No.45/2022/LBR, dated 03.06.2022.
69	Employment in Stone crushing	G.O (P) No. 71/2019/LBR dated 29/07/2019
70	Employment in Sweeping and Cleaning	G.O. (P).No.68/2019/LBR., dated 20/07/2019
71	Employment in Tanneries and Leather Manufacturing	G.O.(MS).No.106/2022/LBR., dated 26.10.2022
72	Employment in Timber cutting, clearing, felling and transporting of logs etc.	G.O.(P) No.33/2023/LBR dated 14.03.2023.
73	Employment in Toddy Tapping	G.O.(P).No.101/2019/LBR, dated,05/11/2019
74	Employment in Tree Climbing	G.O.(MS) No.87/2011/LBR dated.06.07.2011
75	Employment in Timber Industry	G.O.(P) No.22/2023/LBR dated 10.02.2023
76	Employment in Plywood Industry	G.O.(P) No.22/2023/LBR dated 10.02.2023
77	Employment in Tile manufacturing Industry	G.O(P)No.89/2022/LBR dated.23.09.2022
78	Employment in manufacture of umbrellas	G.O.(P) No.38/2023/LBR. dated.04.04.2023
79	Employment in Water Boat Transport	G.O.(P) No.34/2023/LBR.dated.14.03.2023
80	Employment in Agricultural Operations	G. O (P) No. 39/2017/ LBR. dated,09/05/2017
81	Employment in Paper manufactures	G. O (MS) No. 32/2017/ LBR. dated,09/05/2017

82	Employment in TMT Steel Bar productions	G.O.(P).No.105/2022/LBR., dated 25.10.2022.
83	Employment in Media Sector	G.O.(P).No.80/2022/LBR., dated 04.08.2022
84	Employment in Construction of Roads & Buildings	G.O.(P).No.71/2019/LBR., dated 29.07.2019

Table - XX

Statement showing the number of inspections, irregularities and prosecutions under the minimum wages Act 1948 for the last 5 years

Sl.no.	Year	No. of inspections	Irregularities		No. of prosecutions launched	No. of claims	Amount of compensation awarded	Amount Recovered as fine(Rs)
			detected	rectified				
1	2018	21786	77517	32506	1508	1089	20811044	1555100
2	2019	28569	103461	22839	2455	1221	77116561	4018149
3	2020	9434	36888	2778	751	322	12332586	124250
4	2021	2187	4991	3860	621	321	10540277	1569777
5	2022	971	2721	1727	73	275	14920805	1478890

TABLE XXI**Administrative Report on Minimum Wages Act, 1948 for the year 2021-22**

Sl.No.	Particulars	Agriculture	Other than Agriculture	total
1	Number of inspections conducted	0	714	714
2	Number of Irregularities			
	Detected	0	1984	1984
	Rectified	0	1435	1435
3	Number of claims			
	Filed	0	164	164
	Settled	0	176	176
4	Number of Prosecution cases			
	Pending	0	31414	31414
	Filed	0	262	262
	Decided	0	299	299
5	Amount of compensation awarded	0	10056015	10056015
6	Amount of Fine			
	Imposed (in Rs.)	0	3555620	3555620
	Recovered (in Rs.)	0	2148215	2148215

TABLE – XXII**Monthly Minimum wages in different scheduled Employments under the Minimum wages Act, 1948 as for the year 2022 (in Rs.)**

SI. No	Name of the Scheduled Employments	Categories of Employment			
		Unskilled	Semi- Skilled	skilled	Highly skilled
1	Agriculture operations	16254	-	-	-
2	Block Rubber Factories	15054	15574	16454	-
3	Bricks manufacturing	17334.2	17594.2	17854.2	-
4	Cane and bamboo industry	14840.8	-	19260.8	-
5	Forests	25532	26026	27612	28678
6	Footware Manufacturing 2017	13494	15184	17524	-
7	Furniture industry	17654	18434	20514	21684
8	Gold and silver manufacturing	13494	-	14794	16354
9	Handicrafts sector	-	16094	17914	19734
10	Handloom	13390	13650	13910	14170
11	Hosiery manufacturing	10168.6	10298.6	-	-
12	Minor engineering	15054	15574	16614	18174
13	Oil mill	13784	14534	15314	-
14	Oil palm	15357.4	16215.4	17047.4	-

15	Powerloom industry	14994.2	15124.2	15254.2	-
16	Printing press	13280	-	14810	-
17	Rice mills,Flour mills &Dhal mills	15444	15704	15964	-
18	Rubber products	15054	15834	16874	17654
19	Stone crushing 2019	21814	24154	25974	27274
20	Timber and plywood	17990	18100	18210	18590

15. The Plantations Labour Act, 1951



Plantations in Kerala are mainly constituted in Tea, Coffee, Rubber, Cardamom, Cocoa, Oil palm and Mixed crops.

The Inspectors of Plantations are functioning under the Chief Inspector of Plantations, an Officer in the cadre of Joint Labour Commissioner, whose headquarters is at Kottayam. The chief Inspector and the 11 Inspectors of Plantations function as a separate Inspectorate for enforcement of Plantations Labour Act 1951 and other labour laws applicable to Plantations in the State. The Assistant Labour Officers are the notified inspectors under 18 Labour Legislations. The Assistant Labour Officers and the District Labour Officers (E) are supervised and controlled by three Regional Joint Labour Commissioner at Kollam, Ernakulam and Kozhikode. The Plantations Labour Act, 1951 and the Rules framed thereunder provide for various health and welfare facilities for the benefit of the plantation workers. Some of the important welfare provisions are housing facilities, medical facilities, canteens providing food at subsidized rates, crèche with attendants and refreshment, recreational facilities, protective clothing, drinking water at the place of work, creation of educational infrastructure, annual leave with wages, and maternity benefits for women workers etc.

Table XXIV
Annual Administrative Report under the Plantation Labour Act, 1951
2018

Sl. No.	Particulars	Tea	Coffee	Rubber	Cardamom	Cocoa	Oil palm	Others	Total
1	No. of Registered Plantations.	125	170	268	131	0	3	31	728
2	New registration during the year	0	0	0	0	0	0	0	0
3	Cancellation of registration during the year	0	0	0	0	0	0	0	0
4	Total number of inspections during the year	125	156	200	106	0	3	31	621
5	No of plantations submitting	51	81	104	13	0	3	29	281

2019

Sl. No	Particulars	Tea	Coffee	Rubber	Cardamom	Cocoa	Oil palm	Others	Total
1	No. of Registered Plantations.	125	170	278	131	0	3	31	738
2	New registration during the year	0	0	10	0	0	0	0	10
3	Cancellation of registration during the year	0	0	0	0	0	0	0	0
4	Total number of inspections during the year	65	140	209	92	0	3	31	540
5	No of plantations submitting returns	43	74	89	11	0	3	18	238

6	No. of prosecution cases launched during the year	0	4	3	0	0	0	2	9
7	No. of court cases disposed by conviction	0	4	0	0	0	0	2	6
8	No. of court cases disposed by acquittal	0	0	0	0	0	0	0	0
9	No. of court cases disposed by withdrawal	0	0	0	0	0	0	0	00
10	Total amount of fine imposed	0	7000	0	0	0	0	5250	12250

2020

Sl. No	Particulars	Tea	Coffee	Rubber	Cardamom	Cocoa	Oil palm	Others	Total
1	No. of Registered Plantations.	125	170	278	131	0	3	31	738
2	New registration during the year	0	0	15	0	0	0	0	15
3	Cancellation of registration during the year	0	0	0	0	0	0	0	0
4	Total number of inspections during the year	60	47	117	73	0	3	25	325
5	No of plantations submitting returns	43	26	74	16	0	2	17	178

6	No. of prosecution cases launched during the year	0	0	0	0	0	0	0	0
7	No. of court cases disposed by conviction	0	3	0	0	0	0	0	3
8	No. of court cases disposed by acquittal	0	0	0	0	0	0	0	0
9	No. of court cases disposed by withdrawal	0	0	0	0	0	0	0	0
10	Total amount of fine imposed	0	0	0	0	0	0	0	0

2021

Sl. No	Particulars	Tea	Coffee	Rubber	Cardamom	Cocoa	Oil palm	Others	Total
1	No. of Registered Plantations.	125	170	273	131	0	3	31	753
2	New registration during the year	0	0	0	0	0	0	0	0
3	Cancellation of registration during the year	0	0	0	0	0	0	0	0
4	Total number of inspections during the year	65	140	209	92	0	3	31	540
5	No of plantations submitting returns	49	37	81	14	0	2	19	202

6	No. of prosecution cases launched during the year	0	0	0	0	0	0	0	0
7	No. of court cases disposed by conviction	0	0	0	0	0	0	0	0
8	No. of court cases disposed by acquittal	0	0	4	0	0	0	0	4
9	No. of court cases disposed by withdrawal	0	0	0	0	0	0	0	0
10	Total amount of fine imposed	0	0	0	0	0	0	0	0

2022

Sl. No	Particulars	Tea	Coffee	Rubber	Cardamom	Cocoa	Oil palm	Others	Total
1	No. of Registered Plantations.	125	170	293	131	0	3	31	753
2	New registration during the year	0	0	0	6	0	2	0	8
3	Cancellation of registration during the year	0	0	0	0	0	0	0	0
4	Total number of inspections during the year	65	113	251	98	0	3	23	553
5	No of plantations submitting	45	48	90	23	0	3	23	232

Table XXV
No. of Plantations and workers employed therein for the last five years

Sl.No	Particulars	Tea	Coffee	Rubber	Cardamom	Cocoa	Oil palm	Others	Total
1	2	3	4	5	6	7	8	9	10
2018									
1	Number of Plantations working	72	156	200	131	0	3	31	593
2	Number of plantations submitted returns	51	81	104	13	0	3	29	281
3	Average daily employment (Submitted returns)	22339	1289	10512	610	0	789	6459	41998
4	Number of Plantations not submitted returns	21	75	96	118	0	0	2	312
5	Estimated daily employment in plantations not submitted returns	3269	717	1535	257	0	0	136	5914

6	Total estimated average daily employment	25608	2006	12047	867	0	789	6595	47912
2019									
1	Number of Plantations working	72	162	194	131	0	3	31	593
2	Number of plantations submitted returns	43	74	89	11	0	3	18	238
3	Average daily employment (Submitted returns)	16892	1208	9152	419	0	509	3908	32088
4	Number of Plantations not submitted returns	29	88	105	120	0	0	13	355
5	Estimated daily employment in plantations not submitted returns	4217	903	2152	993	0	0	2298	10563
6	Total estimated average daily employment	21109	2111	11304	1412	0	509	6206	42651

2020

1	Number of Plantations working	72	162	194	131	0	3	31	593
2	Number of plantations submitted returns	43	26	74	16	0	2	17	178
3	Average daily employment (Submitted returns)	18952	1452	9200	464	0	864	3242	34174
4	Number of Plantations not submitted returns	29	136	120	115	0	1	14	415
5	Estimated daily employment in plantations not submitted returns	8907	1063	6006	727	0	30	2485	19218
6	Total estimated average daily employment	27859	2515	15206	1191	0	894	5727	53392

2021									
1	Number of Plantations working	67	140	173	131	0	3	31	545
2	Number of plantations submitted returns	49	37	81	14	0	2	19	202
3	Average daily employment (Submitted returns)	21287	1453	10123	517	0	463	2741	36584
4	Number of Plantations not submitted returns	18	103	92	117	0	1	12	343
5	Estimated daily employment in plantations not submitted returns	4338	733	8220	1021	0	298	2564	17174
6	Total estimated average daily employment	25625	2186	18343	1538	0	761	5305	53758
2022									

1	Number of Plantations working	68	152	198	135	0	5	56	614
2	Number of plantations submitted returns	45	48	90	23	0	3	23	232
3	Average daily employment (Submitted returns)	20726	1610	11124	357	0	553	2894	37264
4	Number of Plantations not submitted returns	23	104	108	112	0	2	33	385
5	Estimated daily employment in plantations not submitted returns	3605	1174	10770	786	0	312	3012	19659
6	Total estimated average daily employment	24331	2784	21894	1139	0	865	5906	56919

34. Distribution of plantations submitted returns according to working strength for the last 5 years																			
Sl. No	Year	Number of Workers																	
		Less than 15		15 to 29		30 to 49		50 to 99		100 to 499		500 to 999		1000 to 4999		5000 and more		Total	
		A	B	A	B	A	B	A	B	A	B	A	B	A	B	A	B	A	B
1	2	3	4	5	6	7	8	9	10	11	12	13	14	15	16	17	18	19	20
1	2018	88	733	63	838	21	1742	24	1957	69	25626	10	4844	6	6258	0	0	281	41998
2	2019	76	930	49	2732	20	2416	19	2405	59	14598	15	9007	0	0	0	0	238	32088
3	2020	45	245	23	517	10	372	21	3212	48	11598	22	8682	9	9548	0	0	178	34174
4	2021	64	369	31	1205	6	219	22	3073	49	12946	18	9687	12	9085	0	0	202	36584
5	2022	84	692	29	796	10	433	20	2542	61	14540	14	7850	14	10411	0	0	232	37264

A-Number of Plantations

B-Average Number of Daily Workers

Table XXVI

Maternity benefits paid in plantations submitted returns for the last five years

Sl. no.	Year	Number of plantations covered by the act	Number of plantations submitted returns	Number of women employed in plantations submitted returns	Number of women worked for not less than 150 days	Number of women claimed the benefit	Number of claims accepted	Total amount paid (In rupees)
1	2	3	4	5	6	7	8	9
1	2018	593	281	22079	4159	135	135	4992077
2	2019	593	238	15442	11918	103	102	4865898.66
3	2020	753	178	18894	8710	160	160	6401418
4	2021	753	202	20314	9376	133	133	7747387
5	2022	753	232	19250	683	326	24	10325983.5

Maternity Benefit Paid in the Plantations Submitted Returns

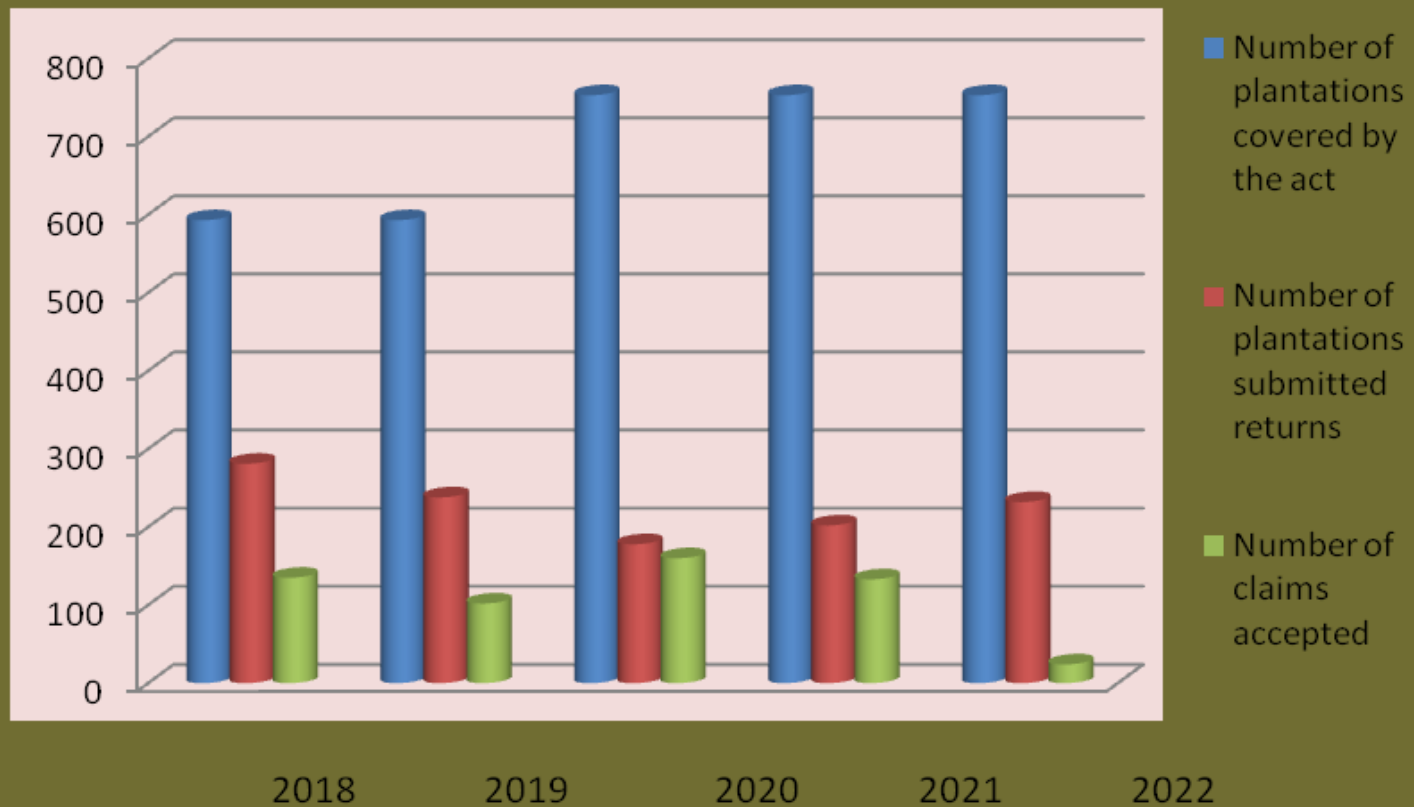


Table XXVII
Sickness benefit and amount paid in plantations submitted returns for the last five years

Sl.no.	Year	Number of plantations covered by the act	Total workers employed	Number of persons applied for the benefits	Number of persons received the benefits	Total amount paid (in rupees)
1	2	3	4	5	6	7
2	2018	281	41998	34903	33098	53260479
3	2019	238	32088	20917	20679	40588549.56
4	2020	178	34174	32154	32084	68637495
5	2021	202	36584	30848	30848	46114167
6	2022	232	37264	26709	26709	109502141

Sickness Benefit Paid in Plantations submitted returns

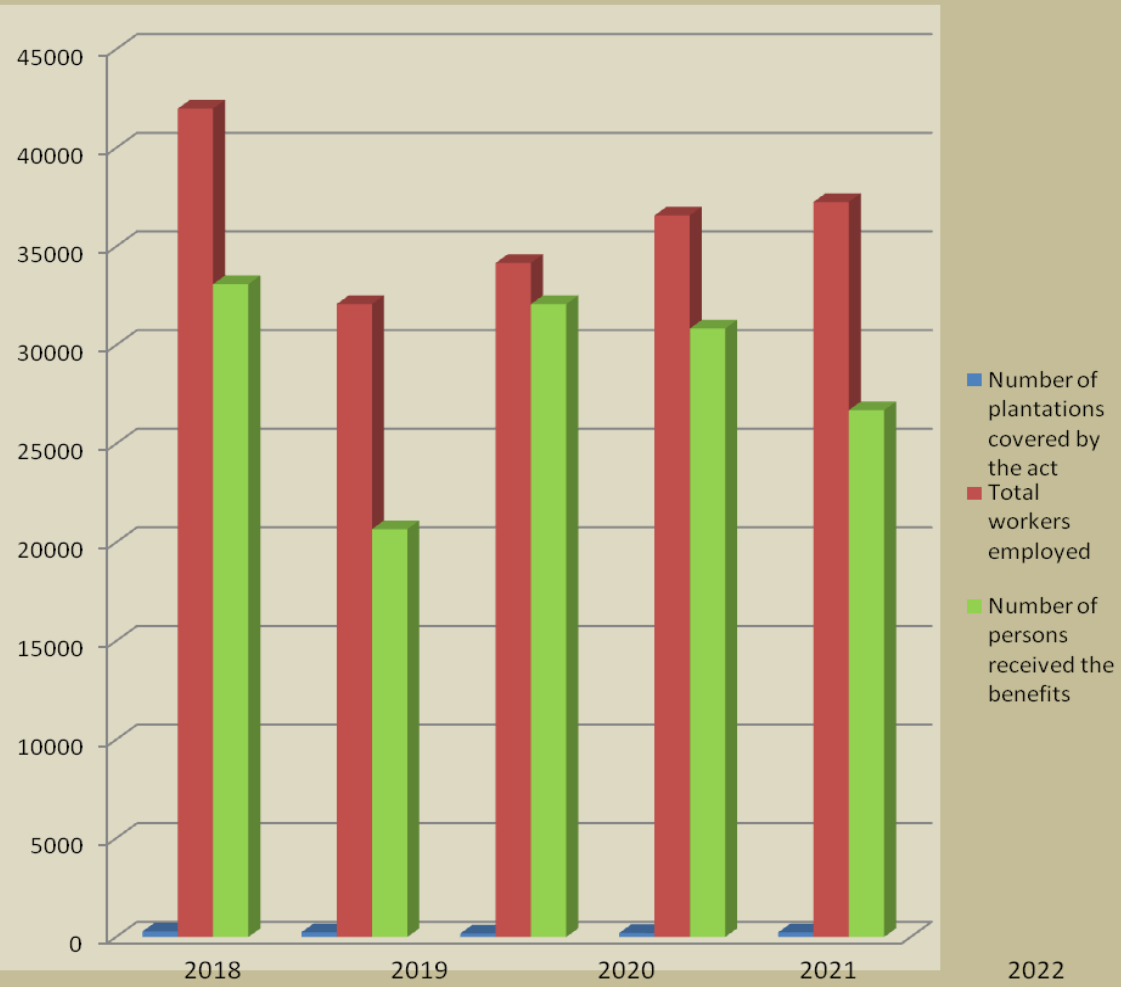


Table XXVIII**CRECHES AND HOUSING FACILITIES IN PLANTATIONS SUBMITTING RETURNS**

CRECHES								
Sl.No.	Year	No. of plantations covered by the act	No. plantations submitted returns	No. Plantations employing 50 or more women	No.of plantations maintain creches	No. of creches	No. of doctors/Nurses	No. of Ayas and Attendants
1	2018	593	281	100	54	126	48	76
2	2019	593	238	77	60	139	49	78
3	2020	753	178	60	70	160	54	116
4	2021	753	202	54	70	170	53	83
5	2022	753	232	77	70	170	59	86

HOUSING FACILITIES

Sl.No.	Year	No. of plantations register	No. of workers employed	Number of workers			Shortage of houses	Houses sanctioned	Houses under construction
				Eligible for housing accommodation	Already provided	Remaining to be provided			
1	2018	728	41998	41998	28073	13925	0	0	0
2	2019	738	32088	29808	24135	5673	0	0	0
3	2020	753	34174	30573	26932	3641	0	0	0
4	2021	753	36584	27113	22122	4991	0	0	0
5	2022	753	36860	2874	26297	2444	0	0	0

Table XXIX
Canteen facilities in plantations

Sl. No	Year	Number of plantations covered by the Act	Number of plantations employing 150 or more workers	Number of plantations having canteens
1	2	3	4	5
1	2018	593	95	61
2	2019	593	87	54
3	2020	753	95	87
4	2021	753	96	89
5	2022	753	77	71

Table XXX**ACCIDENTS AND ANALYSES BY CAUSES**

Year	No. of fatal accidents	No. of non fatal accidents	Accidents in which workers returned to work during the year				Causes of Accidents					
			Occuring during the current Year		Occuring during the previous Year		Machinery moved by the mechanical power		Transport		Others	
			Number	Mandays lost	Number	Mandays lost	No. of fatal accidents	No. of non fatal accidents	No. of fatal accidents	No. of non fatal accidents	No. of fatal accidents	No. of non fatal accidents
2018	6	4	10	0	16	2	5	0	1	0	0	4
2019	4	0	4	0	10	0	1	0	0	0	3	0
2020	19	133	152	133	4	0	19	133	0	0	0	0
2021	12	120	132	140	152	133	12	120	0	0	0	0
2022	0	0	0	0	132	140	0	0	0	0	0	0

Fatal and Nonfatal Accident

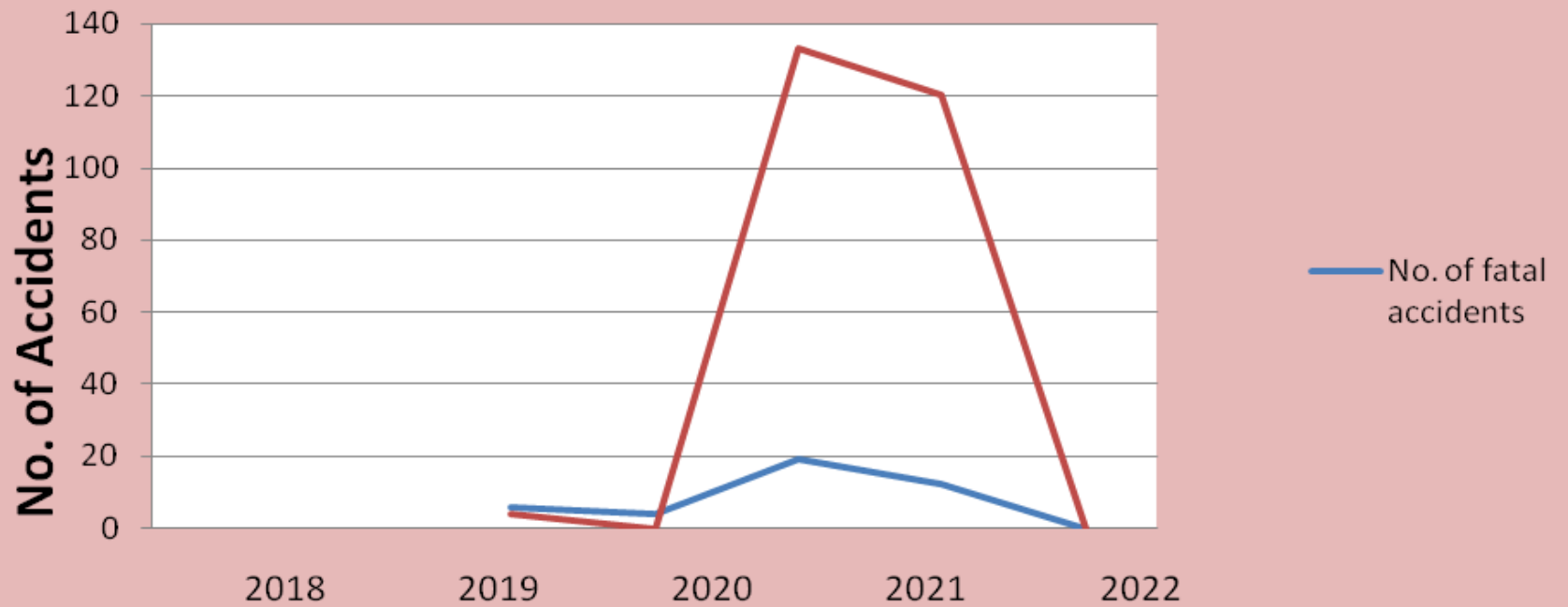


Table XXXI**Inspections, Prosecutions and Convictions under Plantation Labour Act**

Sl.No	Year	Number of inspecting staff	Number of plantations inspected	Number of prosecutions filed	Number of cases in which convictions obtained	Number of plantations against which convictions obtained	Number of cases acquitted	Number of cases withdrawn	Amount released towards fine(Rs)
1	2	3	4	5	6	7	8	9	10
1	2018	12	621	15	0	0	0	0	0
2	2019	12	540	9	6	6	0	0	12250
3	2020	12	325	0	3	0	0	0	0
4	2021	12	540	0	0	4	4	0	0
5	2022	12	553	6	0	0	0	0	0

Table XXXII**DISTRICTWISE ABSTRACT OF REGISTERED PLANTATIONS IN KERALA**

Sl.No:	Name of District	Number of Plantations	Area in Acres	Area in Hectares	Number of workers		
					Male	Female	Total
1	Thiruvananthapuram	18	4909.43	1987.62	524	271	795
2	Kollam	36	25823.77	10454.97	2567	2299	4866
3	Pathanamthitta	31	21684.35	8779.09	1710	1397	3107
4	Alappuzha	0	0	0	0	0	0
5	Kottayam	20	11180.87	4526.67	776	607	1383
6	Idukki	195	122302.91	49515.35	16607	20630	37237
7	Eranakulam	17	8385.56	3394.96	506	333	839
8	Thrissur	26	7897.80	3197.49	1421	1561	2982
9	Malappuram	83	7358.41	2979.11	631	295	926
10	Palakkad	51	16460.94	6664.35	1335	1474	2809
11	Kozhikkode	41	9912.28	4013.07	656	416	1072
12	Wayanad	179	29965.53	12131.79	3607	5290	8897
13	Kannur	14	2717.42	1100.17	84	55	139
14	Kasargode	6	6817.73	2760.21	159	69	228
TOTAL		717	275417	111505	30583	34697	65280

Data Source:O/O The Inspector of Plantations.

16. Kerala Shops And Commercial Establishments Act, 1960



The basic objectives of the Act along with the rules framed there under are compulsory registration of all classes of shops and establishments, recovery of wages, enforcing various provisions like appointment letters to the person employed, maintenance of registers and records by the shopkeepers/employers, enforcing provisions like hours of work and leave of person employed etc.

Table – XXXIII

Administration of Kerala Shops & Establishments Act,1960		
Sl.No.	Particulars	YEAR:2022
1.	Number of Establishments covered under the Act 1960	348130
2.	Number of persons employed	1141072
3.	Number of Inspections Made during the year	639
4.	Number of prosecution Launched during the year	46
5.	Number of cases disposed by the court during the year	387
6.	Number of cases acquitted during the year	50
7.	Amount of Fine releases during the year (in Rs)	1504950

Table XXXIV

Statement showing the number of Inspections and prosecutions Shops and Commercial Establishments Act for the last 5 years

Sl. No	Year	No of inspections	Number of prosecutions launched	Cases disposed by Courts		Amount released as fine in Rs.
				Convicted	Acquitted	
1	2	3	4	5	6	7
1	2018	41447	2874	1087	1	4762541
2	2019	41491	2179	695	3	3269950
3	2020	12939	906	38	0	137000
4	2021	3392	663	459	39	1080300
5	2022	639	46	387	50	1504950

The number of Inspections and prosecutions Shops and Commercial Establishments Act for the last 5 years

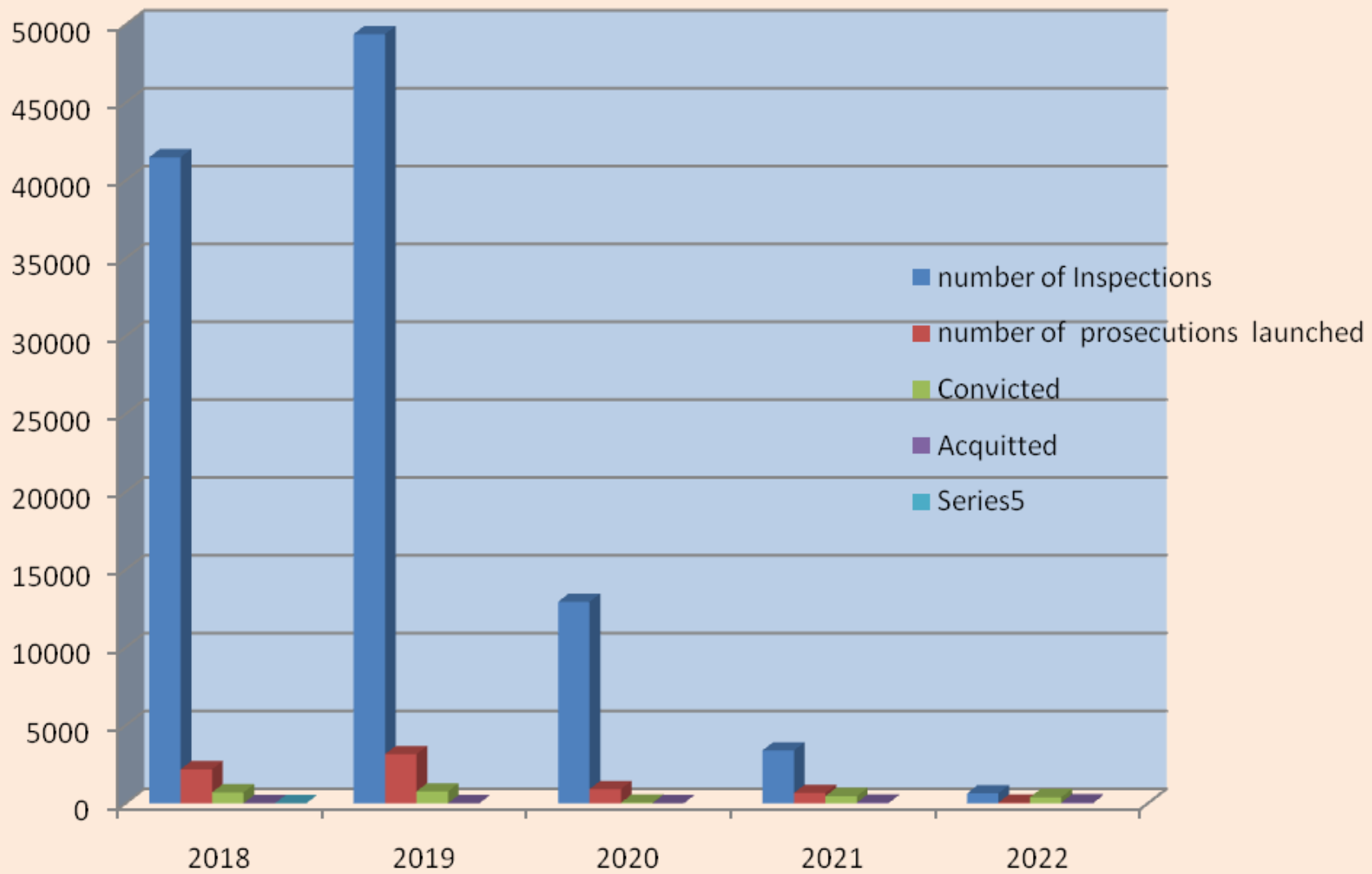
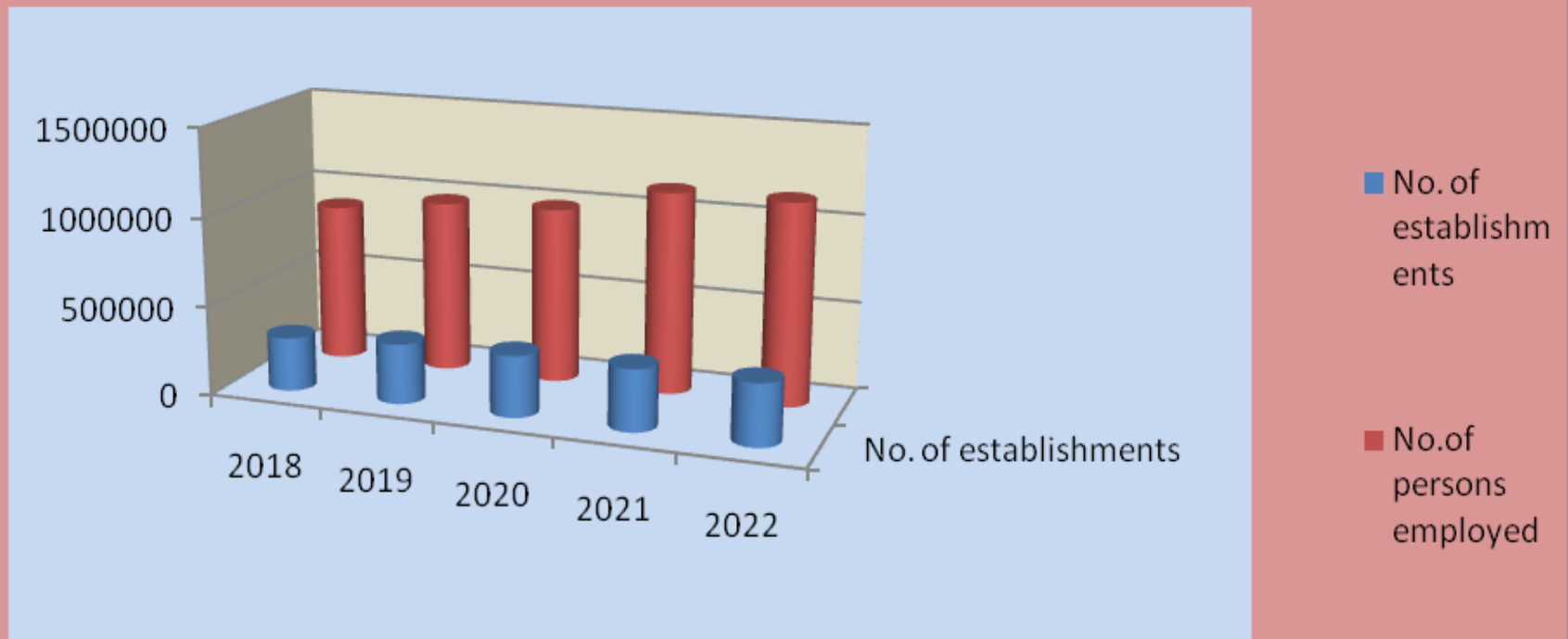


Table XXXV**Number of Shops and Commercial Establishments under Shops & Commercial Establishments Act
For the last 5 years**

Sl. No	Year	Shops				Commercial establishments		Cinema theatres, Hotels & Restaurants		Total	
		Total Shops	Run by owner without employees	Run with employees	Number of persons employed	Number	Number of persons employed	Number	Number of persons employed	Number of establishments	Number of persons employed
1	2	3	4	5	6	7	8	9	10	11	12
1	2018	246645	120821	125824	452690	42960	362893	14091	81991	303696	897574
2	2019	276063	135162	140901	500195	47851	383968	15692	90322	339606	974485
3	2020	281643	137760	143883	508527	49263	391749	15769	91699	346665	991975
4	2021	268144	138304	129840	696434	66324	368874	14343	75764	348811	1141072
5	2022	272444	142327	130117	656944	58554	402195	17132	81272	348130	1140411

Shop & Commercial establishments under shops & commercial establishment act



17. Motor Transport Workers Act, 1961



This Act provides for the welfare of motor transport workers and regulates the conditions of their work. The Act prescribes hours of work, wages for overtime work, canteens, rest rooms, supply of uniforms, medical facilities, first aid facilities, issuance of appointment letters to workers etc.. The Act also prescribes registration of motor transport undertakings and renewal of the same.

All the Minimum Wages Inspectors, Labour Inspectors and Agricultural Minimum Wages Inspectors, have been appointed as Inspectors under the Act. Engagement of children below fifteen years of age in any motor transport service has been prohibited under the Motor Transport Workers Act, 1961. The motor transport workers employed in the employment of “Public Motor Transport” which is also a scheduled employment under The Minimum Wages Act, 1948 are entitled to get wages as per Government Notification.

The Administrative Report on the Motor Transport Workers Act, 1961 for the year 2022

Sl. No	Description	Year:2022	Y
1.	No. of Inspections conducted	0	
2.	No. of Prosecution Cases launched during the year	48	
3.	No. of Court Cases disposed of by Conviction	34	
4.	No. of Court Cases disposed of by Acquittal	3	
5.	No. of Court Cases disposed of by Withdrawal	0	
6.	Total amount of fine imposed	178450	3

Table XXXVII
Number of Inspections and Convictions under Motor Transport Act for the last 5 years

Sl.No	Particulars	2018	2019	2020	2021	2022
1	2	4	5	6	7	
1	Number of Inspecting staff	124	124	124	124	116
2	Number of inspections	3662	3212	550	23	0
3	Number of cases filed	170	210	25	3	48
4	Number of cases convicted	104	100	6	30	34
5	Number of cases Acquitted	8	8	8	8	3
6	Total amount released as fine	406950	488300	491900	18900	178450

Inspection & Conviction under Motor Transport Act

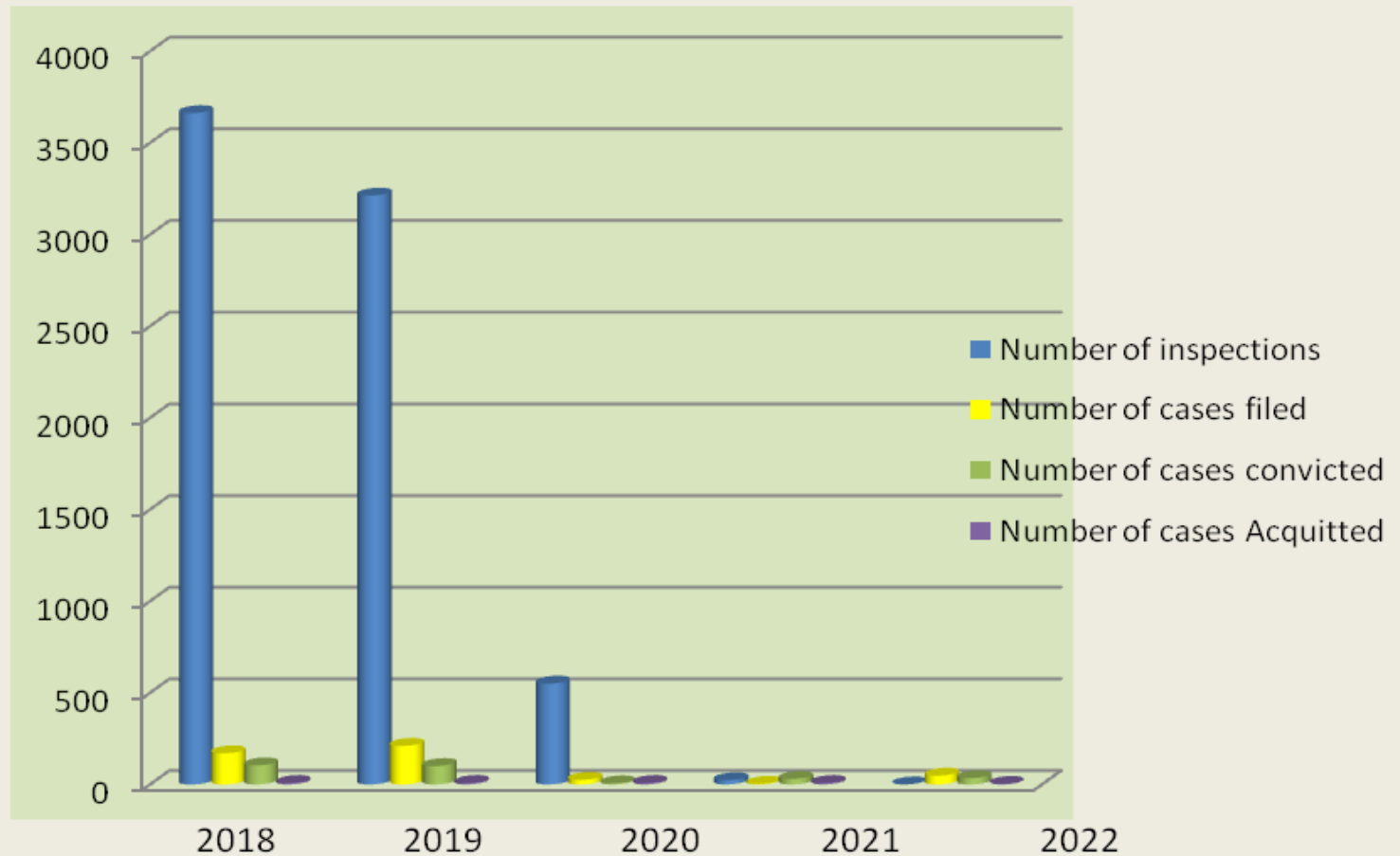


Table XXXVIII
LIST OF PUBLIC INFORMATION OFFICERS AND APPELLATE AUTHORITY IN LABOUR
COMMISSIONERATE AND SUBORDINATE OFFICES

Sl.No.	Office	Authorised Officer
1	Office Of the Labour Commissioner	
a)	Section Accounts, Establishment, Fair Copy	
	Public Information Officer	Administrative Assistant
	Appellate Authority	Senior Administrative Assistant
b)	Enforcement section, IT Cell	
	Public Information Officer	District Labour Officer (HeadQuarters)
	Appellate Authority	Additional Labour Commissioner (Enforcement)
c)	Finance Internal Audit, Planning sections	
	Public Information Officer	Finance Officer
	Appellate Authority	Joint Labour Commissioner (Planning)
d)	I, Labour Committee sections	
	Public Information Officer	Deputy Labour Commissioner (Headquarters)
	Appellate Authority	Additional Labour Commissioner (IR)
e)	Section Welfare	
	Public Information Officer	Assistant Labour Officer grade II (Headquarters)
	Appellate Authority	Additional Labour Commissioner (Welfare)
f)	Publicity section	
	Public Information Officer	Labour Publicity Officer
	Appellate Authority	Additional Labour Commissioner (Enforcement)
g)	Statistics Section	
	Public Information Officer	Research Assistant
	Appellate Authority	Research Officer
2	Regional Labour Commissioner Office	
	Public Information Officer	Senior Superintendent
	Appellate Authority	Regional Joint Labour Commissioner
3	Office of the Plantation Chief Inspector	
	Public Information Officer	Administrative Assistant
	Appellate Authority	Chief Inspector Of Plantations
4	Plantation Inspector's Office	
	Public Information Officer	Plantation Inspector
	Appellate Authority	Chief Inspector Of Plantations

5	State Advisory Contract Labour Board, Thiruvananthapuram	
	Public Information Officer	Senior Superintendent
	Appellate Authority	Deputy Labour Commissioner
6	Deputy Labour Commissioner Office(Independent)	
	Public Information Officer	Senior Superintendent
	Appellate Authority	Deputy Labour Commissioner
7	District Labour Office	
	Public Information Officer	Deputy Labour officer (In Kasaragod District Junior Superintendent)
	Assistant Public Information Officer	Junior Superintendent
	Appellate Authority	District Labour Officer(General),(In Kasaragod District Public Information Officer Only)
8	Assistant Labour Office	
	Public Information Officer	Assistant Labour Officer
	Appellate Authority	District Labour Officer(General)
9	Deputy Labour Office(Independent)	
	Public Information Officer	Deputy Labour Officer
	Appellate Authority	District Labour Officer (General)
10	Minimum Wages Advisory Board, Thiruvananthapuram	
	Public Information Officer	Secretary, Minimum Wages Advisory Board
	Appellate Authority	Joint Labour Commissioner(Planning)

18. REPORT ON THE WORKING OF THE EMPLOYEES COMPENSATION ACT, 1923

The Workmen's Compensation Act, 1923 (Employees' Compensation Act w.e.f. 31-5-2010), which aims at providing financial protection to the workmen and/or their dependents in case of accidents arising out of and in the course of employment and causing either death or disablement of workmen, came into force on 1st July, 1924. Besides, the Act has a provision of paying compensation to the workmen for some occupational diseases contracted by them during the course of their employment. Labour Bureau has been bringing

out reviews/reports on the working of the Act based on the returns received from State Governments /Union Territories every year.

Table XXXIX

Number of cases and amount paid under Employees Compensation Act for the last 5 years

Year	Industry	Number of cases of injuries for which final compensation sanctioned			Amount of Compensation paid (Rs)		
		Death	Permanent Disablement	Temporary Disablement	Death	Permanent Disablement	Temporary Disablement
1	2	3	4	5	6	7	8
2018	Factories	5	0	0	2670000	0	0
	Plantation	0	0	59	0	0	1261355
	Building Construction	15	0	0	15270000	0	0
	Others	152	166	66	77972901	41036500	10785800
	Total	172	166	125	95912901	41036500	12047155
2019	Factories	4	1	6	3528000	900000	1060150
	Plantation	0	5	59	0	420026	207660
	Building Construction	11	2	5	9722000	1585600	1050700
	Others	170	97	60	103923899	29479322	6205469
	Total	185	105	130	117173899	32384948	8523979
2020	Factories	-	-	-	-	-	-
	Plantation	0	1	32	0	23589.08	211259.32
	Building Construction	19	18	24	17538856	8091437	4522251

	Others	27	55	42	16746387	11847367	5469609
	Total	46	74	98	34285243	19962393.1	10203119.32
2021	Factories	-	-	-	-	-	-
	Plantation	-	-	68	-	-	151746.78
	Building Construction	20	20	18	23963151	5013659	2337000
	Others	41	63	36	22738119	26228738	15555552
	Total	61	83	122	46701270	31242397	18044299
2022	Factories	-	-	-	-	-	-
	Plantation	-	1	53	-	223556.66	149334.56
	Building Construction	39	19	23	37122065	12091931	2435502
	Others	27	97	23	27840689	36418581	4127073
	Total	66	117	99	64962754	48734068.7	6711909.56

Financial assistance to Labourers engaged in climbing trees- Number of beneficiaries and amount paid (including SC/ST Categories)

Name of District	2017-18		2018-19		2019-20		2020-21		2021-22	
	Number Of Beneficiaries	Amount Paid	Number Of Beneficiaries	Amount Paid	Number Of Beneficiaries	Amount Paid	Number of beneficiaries	Amount paid	Number of beneficiaries	Amount paid
1	2	3	4	5	6	7	8	9	10	11
Thiruvananthapuram	25	1850000	17	1200000	16	925000	82	977900	82	1909600

Kollam	17	1400000	6	550000	9	750000	93	1058300	94	1935300
Pathanamthitta	13	850000	14	900000	8	660000	61	689300	59	1183200
Alappuzha	12	900000	3	300000	5	400000	82	818800	76	1615400
Kottayam	23	1750000	11	950000	9	800000	59	681200	53	1221800
Idukki	34	2150000	28	1750000	8	450000	68	830400	68	1578200
Ernakulam	12	700000	9	550000	8	550000	58	654100	57	1204500
Trissur	21	1450000	7	450000	6	550000	156	1762800	160	3471800
Palakkad	32	1750000	13	650000	12	750000	136	1535500	145	3441600
Malappuram	25	1500000	21	1250000	15	850000	221	2485900	229	5160100
Kozhikode	35	2400000	62	4130000	16	1075000	331	3757800	330	7271400
Wyanad	37	2350000	37	2200000	19	1250000	107	1237100	113	2568500
Kannur	59	3800000	39	2500000	34	2000000	197	2251100	202	4600100
Kasargod	26	1350000	14	1050000	8	450000	151	1706300	152	3318800
Total	377	24200007	289	18430000	173	11460000	1802	20446500	1820	40480300

18. WELFARE FUND BOARDS WORKING UNDER LABOUR DEPARTMENT

Sl.No	Name of Board	Contact for membership	Year: 2022	
			Number of Registered Members	Phone No.
1	Kerala Toddy workers welfare Fund Board	District Ex.Officer	23347	04712448093
2	Kerala Labour Welfare Fund Board	Labour Welfare	500781	04712463769

		Fund Inspector		
3	Kerala Headload Workers Welfare Fund Board	District Committee Chairman	93791	04842401990
4	Kerala Motor Transport Workers Welfare Fund Board	District Ex.Officer	1105207	04742742818
5	Kerala Cashew Workers Relief and Welfare Fund Board	Welfare fund Inspectors	259456	0474-2743469
6	Kerala Handloom Workers Welfare Fund Board	District Ex.Officers of Kozhikode, Ernakulam,Trivandrum and Kannur	50271	04972702995
7	Kerala Abkari Workers Welfare Fund Board	District Ex.Officer	2261	04712460667
8	Kerala Building and other Construction Workers Welfare Board	District Ex.Officer	2013890	04712337941
9	KeralaAgricultural Workers Welfare Fund Board	District Ex.Officer	742153	04872386871
10	Kerala Tailoring Workers Welfare Fund Board	District Ex.Officer	21507	04712556895
11	Kerala Beedi and Cigar Workers Welfare Fund Board	Chief Executive Officer	3699	04972706133
12	Kerala Eetta, Kattuvally,And Pandanus Leaf Workers Welfare Fund Board	Accounts Officer	110838	04842454443
13	Kerala Unorganised workers social security board (Barber, beautician, alakku,temple, artisans and skilled etc)	District Ex.Officer	643522	04712464240
14	Kerala Shops and Commercial Establishments Workers Welfare Fund Board	District	1517518	04712572758

		Ex.Officer		
15	Kerala Small Plantation Workers Welfare Fund Board	District Ex.Officer	21078	04812566672
16	Kerala Jewellery Workers Welfare Fund Board	District Ex.Officer	2821925	04712331479

The following Tables shows the Welfare activities of Welfare fund boards under the control of Labour Department
for the period 2022-23

Table – XLI

District wise number of beneficiaries in Tailoring Workers during 2022-23

Sl. No	State/Districts	Pension			Treatment Benefit			Maternity Benefit		
		Male	Female	Total	Male	Female	Total	Male	Female	Total
	Kerala	6147	81663	87810	62	1035	1097	0	3232	3232
1	Thiruvananthapuram	836	11112	11948	15	263	278	0	399	399
2	Kollam	895	11889	12784	6	243	249	0	780	780
3	Pathanamthitta	348	4627	4975	0	23	23	0	53	53
4	Alappuzha	672	8933	9605	1	35	36	0	121	121
5	Kottayam	507	6735	7242	1	77	78	0	82	82
6	Idukki	138	1830	1968	0	16	16	0	65	65
7	Ernakulam	540	7172	7712	2	33	35	0	92	92
8	Thrissur	635	8435	9070	8	90	98	0	507	507
9	Palakkad	190	2530	2720	10	28	38	0	147	147
10	Malappuram	156	2069	2225	3	19	22	0	127	127
11	Kozhikode	617	8202	8819	3	100	103	0	445	445
12	Wynad	79	1056	1135	4	10	14	0	75	75
13	Kannur	438	5824	6262	6	56	62	0	200	200
14	Kasargod	94	1251	1345	3	42	45	0	139	139

**The following Tables shows the Welfare activities of Welfare fund boards under the control of Labour Department
for the period 2022-23**

Table – XLI

District wise number of beneficiaries in Tailoring Workers during 2022-23

Sl. No	State/Districts	Marriage Benefit			Death Relief Fund			Educational Benefit			Other Benefit Schemes		
		Male	Female	Total	Male	Female	Total	Male	Female	Total	Male	Female	Total
	Kerala	167	7128	7395	79	432	511	217	6928	7145	2793	8842	11635
1	Thiruvananthapuram	6	752	758	12	43	55	9	347	356	431	1110	1541
2	Kollam	10	1201	1211	2	52	54	6	1068	1074	745	1016	1761
3	Pathanamthitta	0	180	180	4	24	28	0	192	192	104	434	538
4	Alappuzha	2	434	436	4	38	42	3	391	394	207	861	1068
5	Kottayam	1	339	440	0	27	27	1	160	161	141	584	725
6	Idukki	0	102	102	0	12	12	3	63	66	63	261	324
7	Ernakulam	13	500	513	5	24	29	8	307	315	215	891	1106
8	Thrissur	21	1042	1063	15	84	99	56	2101	2157	251	1043	1294
9	Palakkad	28	270	298	8	18	26	26	152	178	68	283	351
10	Malappuram	20	223	243	2	5	7	40	249	289	69	286	355
11	Kozhikode	28	1307	1335	14	70	84	21	945	966	278	1157	1435
12	Wynad	4	73	77	1	4	5	8	105	113	26	109	135
13	Kannur	27	584	611	6	20	26	23	507	530	159	662	821
14	Kasargod	7	321	328	6	11	17	13	341	354	35	146	181

**The following Tables shows the Welfare activities of Welfare fund boards under the control of Labour Department
for the period 2022-23**

Table – XLI

District wise number of beneficiaries in Abkari Workers during 2022-23

Sl. No	State/Districts	Pension			Treatment Benefit			HBA Benefit		
		Male	Female	Total	Male	Female	Total	Male	Female	Total
	Kerala	771	106	877	2	0	2	16	1	17
1	Thiruvananthapuram	73	14	87	0	0	0	3	1	4
2	Kollam	66	14	80	0	0	0	2	0	2
3	Pathanamthitta	18	4	22	0	0	0	2	0	2
4	Alappuzha	71	13	84	0	0	0	1	0	1
5	Kottayam	103	14	117	0	0	0	2	0	2
6	Idukki	29	1	30	0	0	0	1	0	2
7	Ernakulam	125	16	141	0	0	0	4	0	4
8	Thrissur	130	17	147	0	0	0	0	0	0
9	Palakkad	36	1	37	0	0	0	0	0	0
10	Malappuram	12	1	13	0	0	0	0	0	0
11	Kozhikode	49	5	54	0	0	0	0	0	0
12	Wynad	6	1	7	0	0	0	0	0	0
13	Kannur	41	5	46	1	0	1	0	0	0
14	Kasargod	12	0	12	1	0	1	1	0	1

**The following Tables shows the Welfare activities of Welfare fund boards under the control of Labour Department
for the period 2022-23**

Table – XLI

District wise number of beneficiaries in Abkari Workers during 2022-23

Sl. No	State/Districts	Marriage Benefit			Death Relief Fund			Educational Benefit			Gratuity Benefit Schemes		
		Male	Female	Total	Male	Female	Total	Male	Female	Total	Male	Female	Total
	Kerala	8	1	9	0	17	17	0	0	0	122	26	148
1	Thiruvananthapuram	1	0	1	0	3	3	0	0	0	21	2	23
2	Kollam	1	0	1	0	2	2	0	0	0	13	6	19
3	Pathanamthitta	0	1	1	0	1	1	0	0	0	5	1	6
4	Alappuzha	1	0	1	0	1	1	0	0	0	12	4	16
5	Kottayam	1	0	1	0	2	2	0	0	0	9	0	9
6	Idukki	0	0	0	0	0	0	0	0	0	4	1	5
7	Ernakulam	0	0	0	0	2	2	0	0	0	9	0	9
8	Thrissur	1	0	1	0	2	2	0	0	0	11	3	14
9	Palakkad	1	0	1	0	2	2	0	0	0	13	5	18
10	Malappuram	0	0	0	0	0	0	0	0	0	6	0	6
11	Kozhikode	1	0	1	0	2	2	0	0	0	7	1	8
12	Wynad	0	0	0	0	0	0	0	0	0	1	0	1
13	Kannur	1	0	1	0	0	0	0	0	0	7	1	8
14	Kasargod	0	0	0	0	0	0	0	0	0	4	2	6

**The following Tables shows the Welfare activities of Welfare fund boards under the control of Labour Department
for the period 2022-23**

Table – XLI

District wise number of beneficiaries in Labour Welfare Fund Workers during 2022-23

Sl. No	State/Districts	Marriage Benefit			Death Relief Fund			Educational Benefit			Other Benefit Schemes		
		Male	Female	Total	Male	Female	Total	Male	Female	Total	Male	Female	Total
	Kerala	25	228	253	159	28	187	1753	2063	3816	92	32	124
1	Thiruvananthapuram	3	2	5	1	0	1	179	245	424	1	3	4
2	Kollam	0	16	16	11	2	13	62	74	136	6	1	7
3	Pathanamthitta	2	8	10	4	1	5	17	30	47	6	2	8
4	Alappuzha	4	6	10	2	2	4	128	162	290	2	2	4
5	Kottayam	1	7	8	4	3	7	61	90	151	3	2	5
6	Idukki	1	40	41	21	6	27	38	45	83	22	7	29
7	Ernakulam	1	36	37	13	2	15	605	586	1191	15	2	17
8	Thrissur	1	10	11	8	1	9	115	127	242	6	3	9
9	Palakkad	0	12	12	4	0	4	132	151	283	2	1	3
10	Malappuram	3	0	3	4	2	6	165	185	350	5	1	6
11	Kozhikode	4	6	10	69	1	70	44	49	93	2	0	2
12	Wynad	1	6	7	5	4	9	17	38	55	4	3	7
13	Kannur	4	61	65	10	3	13	136	207	343	13	4	17
14	Kasargod	0	18	18	3	1	4	54	74	128	5	1	6

The following Tables shows the Welfare activities of Welfare fund boards under the control of Labour Department
for the period 2022-23

Table – XLI

District wise number of beneficiaries in Building & Other Construction Workers during 2022-23

Sl. No	State/Districts	Pension			Treatment Benefit			Maternity Benefit		
		Male	Female	Total	Male	Female	Total	Male	Female	Total
	Kerala	303743	269193	572936	3340	1835	5175	0	52	52
1	Thiruvananthapuram	25538	38306	63844	138	154	292	0	0	0
2	Kollam	1625	696	2321	397	141	538	0	9	9
3	Pathanamthitta	528	707	1235	63	71	134	0	0	0
4	Alappuzha	13282	5692	18974	256	141	397	0	16	16
5	Kottayam	9306	4436	13742	250	141	391	0	4	4
6	Idukki	39398	52183	91581	183	203	386	0	0	0
7	Ernakulam	128248	104965	233213	417	123	540	0	0	0
8	Thrissur	13606	11874	25480	282	228	510	0	8	8
9	Palakkad	14117	21413	35530	169	228	397	0	2	2
10	Malappuram	1720	1207	2927	252	74	326	0	0	0
11	Kozhikode	25648	6412	32060	355	93	448	0	2	2
12	Wynad	118	82	200	87	24	111	0	6	6
13	Kannur	24522	15791	40313	243	97	340	0	5	5
14	Kasargod	6087	5429	11516	248	117	365	0	0	0

**The following Tables shows the Welfare activities of Welfare fund boards under the control of Labour Department
for the period 2022-23**

Table – XLI

District wise number of beneficiaries in Building & Other Construction Workers during 2022-23

Sl. No	State/Districts	Marriage Benefit			Death Relief Fund			Educational Benefit			Other Benefit Schemes		
		Male	Female	Total	Male	Female	Total	Male	Female	Total	Male	Female	Total
	Kerala	1976	1094	3070	1794	2020	3809	7035	5677	12712	747	927	1674
1	Thiruvananthapuram	0	0	0	87	130	217	306	712	1018	124	150	274
2	Kollam	999	427	1426	128	55	183	770	329	1099	0	0	0
3	Pathanamthitta	0	0	0	109	23	132	67	171	238	80	51	131
4	Alappuzha	644	323	967	106	29	135	423	180	603	126	116	242
5	Kottayam	58	43	101	98	17	115	622	575	1197	12	16	28
6	Idukki	22	48	70	193	83	276	160	231	391	0	0	0
7	Ernakulam	0	0	0	104	322	426	428	177	605	45	282	327
8	Thrissur	69	124	193	170	107	277	253	255	508	2	1	3
9	Palakkad	1	5	6	357	261	618	551	1458	2009	86	119	205
10	Malappuram	0	0	0	71	45	116	1521	971	2492	141	111	252
11	Kozhikode	0	0	0	47	429	476	938	208	1146	105	21	126
12	Wynad	63	27	90	17	20	37	195	121	316	26	60	86
13	Kannur	28	37	65	265	223	483	0	0	0	0	0	0
14	Kasargod	92	60	152	42	276	318	801	289	1090	0	0	0

**The following Tables shows the Welfare activities of Welfare fund boards under the control of Labour Department
for the period 2022-23**

Table – XLI

District wise number of beneficiaries in Toddy Workers during 2022-23

Sl. No	State/Districts	Pension			Treatment Benefit			Maternity Benefit		
		Male	Female	Total	Male	Female	Total	Male	Female	Total
	Kerala	16398	3338	19736	155	0	155	0	0	0
1	Thiruvananthapuram	188	33	221	0	0	0	0	0	0
2	Kollam	357	43	400	3	0	3	0	0	0
3	Pathanamthitta	392	79	471	6	0	6	0	0	0
4	Alappuzha	1421	191	1612	59	0	59	0	0	0
5	Kottayam	1920	249	2169	8	0	8	0	0	0
6	Idukki	1413	217	1630	4	0	4	0	0	0
7	Ernakulam	2680	834	3514	0	0	0	0	0	0
8	Thrissur	2868	717	3585	38	0	38	0	0	0
9	Palakkad	507	101	608	12	0	12	0	0	0
10	Malappuram	1974	293	2267	11	0	11	0	0	0
11	Kozhikode	640	168	808	6	0	6	0	0	0
12	Wynad	66	0	66	0	0	0	0	0	0
13	Kannur	1570	344	1914	0	0	0	0	0	0
14	Kasargod	402	69	471	8	0	8	0	0	0

**The following Tables shows the Welfare activities of Welfare fund boards under the control of Labour Department
for the period 2022-23**

Table – XLI

District wise number of beneficiaries in Toddy Workers during 2022-23

Sl. No	State/Districts	Marriage Benefit			Death Relief Fund			Educational Benefit			Other Benefit Schemes		
		Male	Female	Total	Male	Female	Total	Male	Female	Total	Male	Female	Total
	Kerala	272	8	280	469	272	741	2175	148	2323	37	0	37
1	Thiruvananthapuram	0	0	0	0	6	6	2	3	5	1	0	1
2	Kollam	5	0	5	2	15	17	14	0	14	1	0	1
3	Pathanamthitta	0	0	0	13	0	13	11	0	11	3	0	3
4	Alappuzha	26	0	26	83	0	83	152	0	152	2	0	2
5	Kottayam	26	4	30	0	38	38	337	0	337	3	0	3
6	Idukki	15	0	15	41	0	41	144	1	145	3	0	3
7	Ernakulam	15	3	18	141	8	149	157	3	160	3	0	3
8	Thrissur	30	1	31	4	105	109	93	141	234	3	0	3
9	Palakkad	10	0	10	0	25	25	75	0	75	3	0	3
10	Malappuram	70	0	70	128	0	128	225	0	225	4	0	4
11	Kozhikode	26	0	26	29	0	29	177	0	177	3	0	3
12	Wynad	6	0	6	5	0	5	33	0	33	3	0	3
13	Kannur	38	0	38	3	75	78	659	0	659	2	0	2
14	Kasargod	5	0	5	20	0	20	96	0	96	3	0	3

**The following Tables shows the Welfare activities of Welfare fund boards under the control of Labour Department
for the period 2022-23**

Table – XLI

District wise number of beneficiaries in Bamboo Workers during 2022-23

Sl. No	State/Districts	Marriage Benefit			Death Relief Fund			Educational Benefit			Other Benefit Schemes		
		Male	Female	Total	Male	Female	Total	Male	Female	Total	Male	Female	Total
	Kerala	68	1246	1314	9	21	30	12	302	314	3830	39205	43035
1	Thiruvananthapuram	1	37	38	1	0	1	0	3	3	239	1232	1471
2	Kollam	0	58	58	0	2	2	0	9	9	46	1731	1777
3	Pathanamthitta	0	0	0	0	0	0	0	0	0	3	5	8
4	Alappuzha	5	78	83	0	1	1	0	3	3	54	815	869
5	Kottayam	1	11	12	0	0	0	0	6	6	30	499	529
6	Idukki	2	9	11	0	0	0	0	1	1	259	632	891
7	Ernakulam	25	263	288	3	4	7	9	73	82	1952	9070	11022
8	Thrissur	8	605	613	1	6	7	1	175	176	365	20848	21213
9	Palakkad	8	21	29	1	0	1	0	0	0	278	475	753
10	Malappuram	18	162	180	3	8	11	2	32	34	601	3747	4348
11	Kozhikode	0	0	0	0	0	0	0	0	0	0	1	1
12	Wynad	0	2	2	0	0	0	0	0	0	0	61	61
13	Kannur	0	0	0	0	0	0	0	0	0	2	89	91
14	Kasargod	0	0	0	0	0	0	0	0	0	1	0	1

**The following Tables shows the Welfare activities of Welfare fund boards under the control of Labour Department
for the period 2022-23**

Table – XLI

District wise number of beneficiaries in Handloom Workers during 2022-23

Sl. No	State/Districts	Pension			Treatment Benefit			Maternity Benefit		
		Male	Female	Total	Male	Female	Total	Male	Female	Total
	Kerala	3742	5329	9071	20	200	220	0	2	2
1	Thiruvananthapuram	259	759	1018	0	11	11	0	1	1
2	Kollam	168	215	383	0	0	0	0	0	0
3	Pathanamthitta	4	2	6	0	0	0	0	0	0
4	Alappuzha	12	40	52	0	0	0	0	0	0
5	Kottayam	18	52	70	0	0	0	0	0	0
6	Idukki	0	3	3	0	0	0	0	0	0
7	Ernakulam	116	328	444	1	22	23	0	1	1
8	Thrissur	96	129	225	0	0	0	0	0	0
9	Palakkad	174	214	388	0	1	1	0	0	0
10	Malappuram	16	21	37	0	0	0	0	0	0
11	Kozhikode	723	1161	1884	0	0	0	0	0	0
12	Wynad	0	0	0	0	0	0	0	0	0
13	Kannur	2085	2290	4375	19	162	181	0	0	0
14	Kasargod	71	115	186	0	4	4	0	0	0

**The following Tables shows the Welfare activities of Welfare fund boards under the control of Labour Department
for the period 2022-23**

Table – XLI

District wise number of beneficiaries in Handloom Workers during 2022-23

Sl. No	State/Districts	Marriage Benefit			Death Relief Fund			Educational Benefit			Other Benefit Schemes		
		Male	Female	Total	Male	Female	Total	Male	Female	Total	Male	Female	Total
	Kerala	2	94	99	1	8	9	72	409	481	0	0	0
1	Thiruvananthapuram	0	27	27	0	3	3	0	56	56	0	0	0
2	Kollam	0	1	1	0	1	1	0	0	0	0	0	0
3	Pathanamthitta	0	0	0	0	0	0	0	1	1	0	0	0
4	Alappuzha	0	0	0	0	0	0	0	0	0	0	0	0
5	Kottayam	0	1	1	0	0	0	0	3	3	0	0	0
6	Idukki	0	0	0	0	0	0	0	0	0	0	0	0
7	Ernakulam	0	11	11	0	0	0	3	18	21	0	0	0
8	Thrissur	0	0	0	0	0	0	2	3	5	0	0	0
9	Palakkad	0	1	1	1	0	1	8	4	12	0	0	0
10	Malappuram	0	0	0	0	0	0	0	0	0	0	0	0
11	Kozhikode	0	12	12	0	0	0	7	43	50	0	0	0
12	Wynad	0	0	0	0	0	0	0	0	0	0	0	0
13	Kannur	2	40	45	0	4	4	52	259	311	0	0	0
14	Kasargod	0	1	1	0	0	0	0	22	22	0	0	0

**The following Tables shows the Welfare activities of Welfare fund boards under the control of Labour Department
for the period 2022-23**

Table – XLI

District wise number of beneficiaries in Jewellery Workers during 2022-23

Sl. No	State/Districts	Pension			Treatment Benefit			Maternity Benefit		
		Male	Female	Total	Male	Female	Total	Male	Female	Total
	Kerala	147	36	183	6	0	6	0	55	55
1	Thiruvananthapuram	11	6	17	0	0	0	0	2	2
2	Kollam	7	3	10	0	0	0	0	5	5
3	Pathanamthitta	1	2	3	0	0	0	0	0	0
4	Alappuzha	0	0	0	0	0	0	0	2	2
5	Kottayam	17	2	19	0	0	0	0	0	0
6	Idukki	0	0	0	0	0	0	0	0	0
7	Ernakulam	17	6	23	0	0	0	0	1	1
8	Thrissur	18	6	24	1	0	1	0	15	15
9	Palakkad	7	2	9	2	0	2	0	3	3
10	Malappuram	22	3	25	1	0	1	0	5	5
11	Kozhikode	16	5	21	1	0	1	0	16	16
12	Wynad	1	0	1	0	0	0	0	0	0
13	Kannur	23	1	24	1	0	1	0	0	0
14	Kasargod	7	0	7	0	0	0	0	6	6

**The following Tables shows the Welfare activities of Welfare fund boards under the control of Labour Department
for the period 2022-23**

Table – XLI

District wise number of beneficiaries in Jewellery Workers during 2022-23

Sl. No	State/Districts	Marriage Benefit			Death Relief Fund			Educational Benefit			Other Benefit Schemes		
		Male	Female	Total	Male	Female	Total	Male	Female	Total	Male	Female	Total
	Kerala	14	17	31	9	3	12	15	21	36	7	10	17
1	Thiruvananthapuram	0	2	2	0	0	0	0	0	0	2	1	3
2	Kollam	0	2	2	1	0	1	0	0	0	3	0	0
3	Pathanamthitta	1	0	1	0	0	0	0	0	0	0	0	0
4	Alappuzha	0	0	0	0	0	0	0	0	0	0	0	0
5	Kottayam	0	0	0	0	0	0	0	0	0	0	0	0
6	Idukki	0	0	0	0	0	0	0	0	0	0	0	0
7	Ernakulam	1	2	3	0	0	0	0	0	0	0	0	0
8	Thrissur	2	0	2	2	1	3	7	5	12	0	0	0
9	Palakkad	4	0	4	0	2	0	0	1	1	0	0	0
10	Malappuram	4	4	8	2	0	2	0	4	4	1	0	1
11	Kozhikode	2	6	8	3	0	5	3	10	13	1	8	9
12	Wynad	0	0	0	0	0	0	0	1	1	0	0	0
13	Kannur	0	1	1	1	0	1	4	0	4	0	1	1
14	Kasargod	0	0	0	0	0	0	1	0	1	0	0	0

The following Tables shows the Welfare activities of Welfare fund boards under the control of Labour Department
for the period 2022-23

Table – XLI

District wise number of beneficiaries in Small Plantation Workers during 2022-23

Sl. No	State/Districts	Pension			Treatment Benefit			Maternity Benefit		
		Male	Female	Total	Male	Female	Total	Male	Female	Total
	Kerala	528	194	722	4	2	6	0	18	18
1	Thiruvananthapuram	47	56	103	1	1	2	0	9	9
2	Kollam	11	1	12	0	0	0	0	2	2
3	Pathanamthitta	32	0	32	0	0	0	0	0	0
4	Alappuzha	8	9	17	0	0	0	0	3	3
5	Kottayam	57	6	63	0	0	0	0	0	0
6	Idukki	11	8	19	0	0	0	0	1	1
7	Ernakulam	49	7	56	0	1	1	0	0	0
8	Thrissur	39	9	48	1	0	1	0	0	0
9	Palakkad	33	10	43	1	0	1	0	0	0
10	Malappuram	23	4	27	0	0	0	0	0	0
11	Kozhikode	77	39	116	0	0	0	0	0	0
12	Wynad	14	17	31	0	0	0	0	1	1
13	Kannur	85	16	101	1	0	1	0	1	1
14	Kasargod	42	12	54	0	0	0	0	1	1

**The following Tables shows the Welfare activities of Welfare fund boards under the control of Labour Department
for the period 2022-23**

Table – XLI

District wise number of beneficiaries in Small Plantation Workers during 2022-23

Sl. No	State/Districts	Marriage Benefit			Death Relief Fund			Educational Benefit			Other Benefit Schemes		
		Male	Female	Total	Male	Female	Total	Male	Female	Total	Male	Female	Total
	Kerala	19	21	40	2	9	11	16	8	24	7	10	17
1	Thiruvananthapuram	5	7	12	0	2	2	1	3	4	0	2	2
2	Kollam	0	0	0	0	0	0	0	0	0	0	1	1
3	Pathanamthitta	2	3	5	1	0	1	1	0	1	0	0	0
4	Alappuzha	0	3	3	0	0	0	0	1	1	0	0	0
5	Kottayam	1	0	1	0	0	0	1	0	1	2	0	2
6	Idukki	1	0	1	1	1	2	0	0	0	4	2	6
7	Ernakulam	0	0	0	0	0	0	0	0	0	0	0	0
8	Thrissur	1	0	1	0	0	0	1	0	1	0	0	0
9	Palakkad	2	2	4	0	1	1	4	1	5	0	3	3
10	Malappuram	3	0	3	0	0	0	0	0	0	1	0	0
11	Kozhikode	0	1	1	0	0	0	0	1	1	0	1	2
12	Wynad	0	0	0	0	0	0	1	0	1	0	0	0
13	Kannur	4	4	8	0	4	4	1	1	2	0	1	1
14	Kasargod	0	1	1	0	1	1	6	1	7	0	0	0

**The following Tables shows the Welfare activities of Welfare fund boards under the control of Labour Department
for the period 2022-23**

Table – XLI

District wise number of beneficiaries in Shops & Commercial Workers during 2022-23

Sl. No	State/Districts	Pension			Treatment Benefit			Maternity Benefit		
		Male	Female	Total	Male	Female	Total	Male	Female	Total
	Kerala	3221	1410	4631	21	12	33	0	673	673
1	Thiruvananthapuram	285	147	432	6	6	12	0	268	268
2	Kollam	216	143	359	0	0	0	0	24	24
3	Pathanamthitta	147	102	249	1	2	3	0	25	25
4	Alappuzha	202	72	274	0	0	0	0	29	29
5	Kottayam	181	82	263	2	2	4	0	39	39
6	Idukki	48	10	58	2	0	2	0	9	9
7	Ernakulam	285	147	432	1	0	1	0	119	119
8	Thrissur	320	216	536	2	0	2	0	32	32
9	Palakkad	412	45	457	1	0	1	0	18	18
10	Malappuram	164	37	201	2	1	3	0	18	18
11	Kozhikode	489	258	747	2	0	2	0	31	31
12	Wynad	31	11	42	0	0	0	0	3	3
13	Kannur	364	118	482	1	1	2	0	27	27
14	Kasargod	77	22	99	1	0	1	0	31	31

**The following Tables shows the Welfare activities of Welfare fund boards under the control of Labour Department
for the period 2022-23**

Table – XLI

District wise number of beneficiaries in in Shops & Commercial Workers during 2022-23

Sl. No	State/Districts	Marriage Benefit			Death Relief Fund			Educational Benefit			Other Benefit Schemes		
		Male	Female	Total	Male	Female	Total	Male	Female	Total	Male	Female	Total
	Kerala	426	490	916	117	39	156	727	980	1707	248	151	399
1	Thiruvananthapuram	33	53	86	16	6	22	46	42	88	23	22	45
2	Kollam	23	34	57	4	5	9	49	61	110	14	14	28
3	Pathanamthitta	14	20	34	9	3	12	17	52	79	14	8	22
4	Alappuzha	30	13	43	6	1	7	35	51	86	12	6	18
5	Kottayam	24	20	44	7	1	8	41	47	88	14	2	16
6	Idukki	13	2	15	4	0	4	14	19	33	4	0	4
7	Ernakulam	32	74	106	15	6	21	62	109	171	31	17	48
8	Thrissur	39	78	117	13	6	19	125	248	372	26	19	45
9	Palakkad	27	20	47	5	1	6	57	65	122	14	4	18
10	Malappuram	36	30	66	2	1	3	54	43	97	17	7	24
11	Kozhikode	72	74	146	12	5	17	86	95	181	37	26	63
12	Wynad	9	4	13	3	0	3	24	16	40	4	0	4
13	Kannur	55	51	106	17	2	19	78	70	148	29	18	47
14	Kasargod	19	17	36	4	2	6	39	52	91	9	8	17

The following Tables shows the Welfare activities of Welfare fund boards under the control of Labour Department
for the period 2022-23

Table – XLI

District wise number of beneficiaries in Motor Board Workers during 2022-23

Sl. No	State/Districts	Pension			Treatment Benefit			Maternity Benefit		
		Male	Female	Total	Male	Female	Total	Male	Female	Total
	Kerala	8683	21	8704	241	2	243	0	3	3
1	Thiruvananthapuram	669	4	673	12	1	13	0	0	0
2	Kollam	664	0	664	38	0	38	0	0	0
3	Pathanamthitta	540	4	544	16	0	16	0	0	0
4	Alappuzha	157	1	158	12	0	12	0	0	0
5	Kottayam	721	6	727	12	0	12	0	1	1
6	Idukki	165	2	167	3	0	3	0	0	0
7	Ernakulam	777	0	777	20	0	20	0	0	0
8	Thrissur	726	1	727	28	1	29	0	0	0
9	Palakkad	558	0	558	30	0	30	0	1	1
10	Malappuram	384	0	384	18	0	18	0	0	0
11	Kozhikode	907	1	908	7	0	7	0	1	1
12	Wynad	195	1	196	3	0	3	0	0	0
13	Kannur	1599	1	1600	23	0	23	0	0	0
14	Kasargod	621	0	621	19	0	19	0	0	0

**The following Tables shows the Welfare activities of Welfare fund boards under the control of Labour Department
for the period 2022-23**

Table – XLI

District wise number of beneficiaries in Motor Board Workers during 2022-23

Sl. No	State/Districts	Marriage Benefit			Death Relief Fund			Educational Benefit			Other Benefit Schemes		
		Male	Female	Total	Male	Female	Total	Male	Female	Total	Male	Female	Total
	Kerala	1697	10	1707	286	0	286	8772	20	8792	3812	2	3814
1	Thiruvananthapuram	115	4	119	18	0	18	381	0	381	338	0	338
2	Kollam	100	0	100	17	0	17	956	0	956	697	0	697
3	Pathanamthitta	89	0	89	11	0	11	396	0	396	451	1	452
4	Alappuzha	94	0	94	12	0	12	522	5	527	281	1	282
5	Kottayam	97	2	99	49	0	49	249	2	251	24	0	24
6	Idukki	58	0	58	5	0	5	178	0	178	3	0	3
7	Ernakulam	157	0	157	15	0	15	435	0	435	8	0	8
8	Thrissur	143	0	143	13	0	13	793	1	794	8	0	8
9	Palakkad	138	0	138	53	0	53	823	2	825	215	0	215
10	Malappuram	115	0	115	11	0	11	401	0	401	238	0	238
11	Kozhikode	160	0	160	16	0	16	965	0	965	399	0	399
12	Wynad	90	2	92	12	0	12	765	6	771	10	0	10
13	Kannur	213	2	215	40	0	40	977	3	980	876	0	876
14	Kasargod	128	0	128	14	0	14	931	1	932	264	0	264

**The following Tables shows the Welfare activities of Welfare fund boards under the control of Labour Department
for the period 2022-23**

Table – XLI

District wise number of beneficiaries in Headload Workers during 2022-23

Sl. No	State/Districts	Pension			Treatment Benefit			Maternity Benefit		
		Male	Female	Total	Male	Female	Total	Male	Female	Total
	Kerala	4733	41	4774	7	0	7	0	0	0
1	Thiruvananthapuram	1559	3	1562	4	0	4	0	0	0
2	Kollam	211	0	211	0	0	0	0	0	0
3	Pathanamthitta	109	0	109	0	0	0	0	0	0
4	Alappuzha	372	0	372	1	0	1	0	0	0
5	Kottayam	206	1	207	0	0	0	0	0	0
6	Idukki	79	0	79	1	0	1	0	0	0
7	Ernakulam	123	0	123	0	0	0	0	0	0
8	Thrissur	836	1	837	1	0	1	0	0	0
9	Palakkad	451	1	452	0	0	0	0	0	0
10	Malappuram	132	0	132	0	0	0	0	0	0
11	Kozhikode	454	34	488	0	0	0	0	0	0
12	Wynad	41	0	41	0	0	0	0	0	0
13	Kannur	129	1	130	0	0	0	0	0	0
14	Kasargod	31	0	31	0	0	0	0	0	0

**The following Tables shows the Welfare activities of Welfare fund boards under the control of Labour Department
for the period 2022-23**

Table – XLI

District wise number of beneficiaries in Headload Workers during 2022-23

Sl. No	State/Districts	Marriage Benefit			Death Relief Fund			Educational Benefit			Other Benefit Schemes		
		Male	Female	Total	Male	Female	Total	Male	Female	Total	Male	Female	Total
	Kerala	83	0	83	81	4	85	9	0	10	1095	7	1102
1	Thiruvananthapuram	38	0	38	41	0	41	2	0	2	394	0	394
2	Kollam	3	0	3	7	0	7	0	0	0	76	0	76
3	Pathanamthitta	2	0	2	0	0	0	0	0	0	15	0	15
4	Alappuzha	3	0	3	2	0	2	1	0	1	41	0	41
5	Kottayam	0	0	0	0	1	1	0	0	0	21	1	22
6	Idukki	3	0	3	0	0	0	0	0	0	5	0	5
7	Ernakulam	1	0	1	0	0	0	0	0	0	23	1	24
8	Thrissur	9	0	9	12	0	12	2	0	2	207	0	207
9	Palakkad	15	0	15	11	0	11	0	0	0	189	1	190
10	Malappuram	3	0	3	3	0	3	0	0	05	26	0	26
11	Kozhikode	4	0	4	1	3	4	4	1	0	48	4	52
12	Wynad	0	0	0	0	0	0	0	0	0	22	0	22
13	Kannur	2	0	2	0	0	0	0	0	0	20	0	20
14	Kasargod	0	0	0	4	0	4	0	0	0	8	0	8

**The following Tables shows the Welfare activities of Welfare fund boards under the control of Labour Department
for the period 2022-23**

Table – XLI

District wise number of beneficiaries in Cashew Workers during 2022-23

Sl. No	State/Districts	Pension			Treatment Benefit			Maternity Benefit		
		Male	Female	Total	Male	Female	Total	Male	Female	Total
	Kerala	2366	60100	62466	23	453	476	0	20	20
1	Thiruvananthapuram	198	5137	5335	2	24	26	0	4	4
2	Kollam	2005	49027	51032	21	403	424	0	15	15
3	Pathanamthitta	42	1224	1266	0	9	9	0	0	0
4	Alappuzha	45	2668	2713	0	17	17	0	1	1
5	Kottayam	0	0	0	0	0	0	0	0	0
6	Idukki	0	0	0	0	0	0	0	0	0
7	Ernakulam	0	11	11	0	0	0	0	0	0
8	Thrissur	12	1320	1332	0	0	0	0	0	0
9	Palakkad	0	0	0	0	0	0	0	0	0
10	Malappuram	0	0	0	0	0	0	0	0	0
11	Kozhikode	35	382	417	0	0	0	0	0	0
12	Wynad	0	0	0	0	0	0	0	0	0
13	Kannur	22	296	318	0	0	0	0	0	0
14	Kasargod	7	35	42	0	0	0	0	0	0

The following Tables shows the Welfare activities of Welfare fund boards under the control of Labour Department
for the period 2022-23

Table – XLI

District wise number of beneficiaries in Beedi & Cigar Workers during 2022-23

Sl. No	State/Districts	Pension			Treatment Benefit			Maternity Benefit		
		Male	Female	Total	Male	Female	Total	Male	Female	Total
	Kerala	1620	1782	3402	0	0	0	0	1	1
1	Thiruvananthapuram	0	0	0	0	0	0	0	0	0
2	Kollam	0	0	0	0	0	0	0	0	0
3	Pathanamthitta	0	0	0	0	0	0	0	0	0
4	Alappuzha	0	0	0	0	0	0	0	0	0
5	Kottayam	3	0	3	0	0	0	0	0	0
6	Idukki	0	0	0	0	0	0	0	0	0
7	Ernakulam	0	0	0	0	0	0	0	0	0
8	Thrissur	5	177	182	0	0	0	0	0	0
9	Palakkad	44	13	57	0	0	0	0	0	0
10	Malappuram	78	222	300	0	0	0	0	0	0
11	Kozhikode	223	36	259	0	0	0	0	1	1
12	Wynad	0	0	0	0	0	0	0	0	0
13	Kannur	1202	903	2105	0	0	0	0	0	0
14	Kasargod	65	431	496	0	0	0	0	0	0

**The following Tables shows the Welfare activities of Welfare fund boards under the control of Labour Department
for the period 2022-23**

Table – XLI

District wise number of beneficiaries in Tailoring Workers during 2022-23

Sl. No	State/Districts	Marriage Benefit			Death Relief Fund			Educational Benefit			Other Benefit Schemes		
		Male	Female	Total	Male	Female	Total	Male	Female	Total	Male	Female	Total
	Kerala	0	19	19	0	2	2	0	0	0	0	0	0
1	Thiruvananthapuram	0	0	0	0	0	0	0	0	0	0	0	0
2	Kollam	0	0	0	0	0	0	0	0	0	0	0	0
3	Pathanamthitta	0	0	0	0	0	0	0	0	0	0	0	0
4	Alappuzha	0	0	0	0	0	0	0	0	0	0	0	0
5	Kottayam	0	0	0	0	0	0	0	0	0	0	0	0
6	Idukki	0	0	0	0	0	0	0	0	0	0	0	0
7	Ernakulam	0	0	0	0	0	0	0	0	0	0	0	0
8	Thrissur	0	0	0	0	0	0	0	0	0	0	0	0
9	Palakkad	0	0	0	0	0	0	0	0	0	0	0	0
10	Malappuram	0	3	3	0	1	1	0	0	0	0	0	0
11	Kozhikode	0	1	1	0	0	0	0	0	0	0	0	0
12	Wynad	0	0	0	0	0	0	0	0	0	0	0	0
13	Kannur	0	5	5	0	0	0	0	0	0	0	0	0
14	Kasargod	0	10	10	0	1	1	0	0	0	0	0	0

**The following Tables shows the Welfare activities of Welfare fund boards under the control of Labour Department
for the period 2022-23**

Table – XLI

District wise number of beneficiaries in Unorganised Workers during 2022-23

Sl. No	State/Districts	Pension			Treatment Benefit			Maternity Benefit		
		Male	Female	Total	Male	Female	Total	Male	Female	Total
	Kerala	5689	7860	13549	55	87	142	0	2129	2129
1	Thiruvananthapuram	796	1693	2489	2	17	19	0	668	668
2	Kollam	785	1456	2241	1	5	6	0	284	284
3	Pathanamthitta	938	2101	3039	0	0	0	0	122	122
4	Alappuzha	740	1372	2112	0	0	0	0	59	59
5	Kottayam	30	77	107	0	0	0	0	57	57
6	Idukki	85	18	103	0	0	0	0	4	4
7	Ernakulam	58	1051	209	0	0	0	0	43	43
8	Thrissur	405	429	834	51	61	112	0	101	101
9	Palakkad	401	290	691	1	3	4	0	276	276
10	Malappuram	61	11	72	0	0	1	0	202	202
11	Kozhikode	836	135	971	0	1	0	0	176	176
12	Wynad	48	11	59	0	0	0	0	8	8
13	Kannur	401	101	502	0	0	0	0	98	98
14	Kasargod	105	15	120	0	0	0	0	31	31

**The following Tables shows the Welfare activities of Welfare fund boards under the control of Labour Department
for the period 2022-23**

Table – XLI

District wise number of beneficiaries in Unorganised Workers during 2022-23

Sl. No	State/Districts	Marriage Benefit			Death Relief Fund			Educational Benefit			Other Benefit Schemes		
		Male	Female	Total	Male	Female	Total	Male	Female	Total	Male	Female	Total
	Kerala	254	1554	1808	118	150	268	638	2597	3235	1203	2384	3587
1	Thiruvananthapuram	22	444	466	34	42	76	86	376	462	192	680	872
2	Kollam	18	148	166	11	10	21	44	293	337	61	245	306
3	Pathanamthitta	6	184	190	13	18	31	29	184	213	50	466	516
4	Alappuzha	7	58	65	5	6	11	4	26	30	153	188	341
5	Kottayam	6	38	44	2	4	6	37	116	153	41	99	140
6	Idukki	1	1	2	0	1	1	6	10	16	1	4	5
7	Ernakulam	18	99	117	10	15	25	93	254	347	140	192	332
8	Thrissur	20	104	124	8	11	19	61	175	236	129	199	328
9	Palakkad	39	176	215	11	17	28	65	322	387	94	172	266
10	Malappuram	40	86	126	7	17	24	37	339	376	145	56	201
11	Kozhikode	43	92	135	7	2	9	48	296	344	79	11	90
12	Wynad	3	7	10	0	1	1	8	12	20	4	0	4
13	Kannur	27	97	124	10	5	15	111	174	285	94	63	157
14	Kasargod	4	20	24	0	1	1	9	20	29	20	9	29

**The following Tables shows the Welfare activities of Welfare fund boards under the control of Labour Department
for the period 2022-23**

Table – XLI

District wise number of beneficiaries in Agricultural Workers during 2022-23

Sl. No	State/Districts	Pension			Treatment Benefit			Maternity Benefit		
		Male	Female	Total	Male	Female	Total	Male	Female	Total
	Kerala	14536	33938	48474	336	808	1144	0	4724	4724
1	Thiruvananthapuram	580	1355	1935	15	38	53	0	66	66
2	Kollam	910	2124	3034	33	77	110	0	675	675
3	Pathanamthitta	665	1553	2218	8	21	29	0	167	167
4	Alappuzha	1309	3055	4364	6	17	23	0	310	310
5	Kottayam	1161	2711	3872	13	31	44	0	176	176
6	Idukki	461	1078	1539	34	80	114	0	70	70
7	Ernakulam	1307	3052	4359	16	39	55	0	10	10
8	Thrissur	1392	3249	4641	25	59	84	0	57	57
9	Palakkad	1351	3153	4504	28	67	95	0	210	210
10	Malappuram	1159	2705	3864	27	65	92	0	1075	1075
11	Kozhikode	1381	3225	4606	18	42	60	0	88	88
12	Wynad	958	2237	3195	52	124	176	0	895	895
13	Kannur	1286	3003	4289	42	101	143	0	304	304
14	Kasargod	616	1438	2054	19	47	66	0	621	621

**The following Tables shows the Welfare activities of Welfare fund boards under the control of Labour Department
for the period 2022-23**

Table – XLI

District wise number of beneficiaries in Agricultural Workers during 2022-23

Sl. No	State/Districts	Marriage Benefit			Death Relief Fund			Educational Benefit			Other Benefit Schemes		
		Male	Female	Total	Male	Female	Total	Male	Female	Total	Male	Female	Total
	Kerala	7633	17803	25436	394	942	1336	1856	4352	6208	0	0	0
1	Thiruvananthapuram	97	227	324	15	38	53	48	115	163	0	0	0
2	Kollam	270	631	901	32	77	109	216	504	720	0	0	0
3	Pathanamthitta	96	225	321	11	28	39	31	75	106	0	0	0
4	Alappuzha	612	1430	2042	33	77	110	63	149	212	0	0	0
5	Kottayam	379	887	1266	23	54	77	61	143	204	0	0	0
6	Idukki	53	126	179	19	47	66	47	110	157	0	0	0
7	Ernakulam	312	728	1040	9	23	32	36	86	122	0	0	0
8	Thrissur	478	1116	1594	36	86	122	82	194	276	0	0	0
9	Palakkad	987	2304	3291	71	167	238	82	193	275	0	0	0
10	Malappuram	922	2153	3075	39	91	130	255	595	850	0	0	0
11	Kozhikode	1545	3605	5150	35	84	119	215	503	718	0	0	0
12	Wynad	705	1620	2325	32	77	109	195	458	653	0	0	0
13	Kannur	706	1649	2355	25	59	84	245	572	817	0	0	0
14	Kasargod	471	1102	1573	14	34	48	280	655	935	0	0	0

CONSUMER PRICE INDEX



A comprehensive measure used for estimation of price changes in a basket of goods and services representative of consumption expenditure in an economy is called consumer price index.

Consumer Price Index is designed to measure the changes over time, in the level of retail prices of a fixed set of goods and services consumed by an average family of a defined population group in a given area with reference to the base year. It may however be mentioned that Consumer Price Index does not measure costliness of a place but in Consumer Price Index only price changes are reflected. However this aspect could be taken care of to some extent, by revising the base year of the index at short interval, so that relative importance of items in the family budget of the given population based on latest consumption pattern is reflected in the index.

The Consumer Price Index Numbers for Industrial Workers is the single most important Price Statistics, which has immense financial implications. It is primarily used to regulate dearness allowance of government employees and the workers in Industrial Sectors. It is also used in fixation and revision of Minimum Wages in Scheduled employments besides measuring the inflation in retail prices.

These Index Numbers measure the extent to which the overall level of retail prices of goods and services consumed by the Industrial Worker/Agricultural Labourer/working Class respectively have changed when compared with the corresponding base year and are used in calculating Dearness

Allowances of the workers engaged in different scheduled employments under the Minimum Wages Act 1948 and in different industries as per agreements and awards.

TABLE : XXX
CONSUMER PRICE INDEX (COST OF LIVING INDEX) NUMBER FOR AGRICULTURAL AND INDUSTRIAL WORKERS FROM
2016 - 2020
(Index Number for Base Year 2011-12 = 100)

2018

	Name of Centre	Linking Factor	January	February	March	April	May	June	July	August	September	October	November	December	Average
1	2	3	4	5	6	7	8	9	10	11	12	13	14	15	16
1	Thiruvananthapuram	2.11	155	153	151	152	153	155	156	156	153	154	154	155	153.9
2	Kollam	2.09	149	148	147	148	149	151	153	152	150	152	153	153	150.4
3	Punalur	2.1	152	151	149	150	151	153	154	153	150	151	153	153	151.7
4	Pathanamthitta	2.03	160	159	158	160	160	163	165	166	164	165	164	164	162.3
5	Alappuzha	2.05	155	154	153	155	158	162	165	163	161	161	162	164	159.4
6	Kottayam	2.08	158	156	156	157	158	160	162	162	161	162	162	163	159.8
7	Mundakkayam	2.17	150	148	147	149	149	153	156	155	153	155	157	158	152.5
8	Idukki	1.97	152	150	150	151	152	153	157	157	155	156	157	157	153.9
9	Ernakulam	2.03	152	151	151	152	153	154	157	156	155	156	157	157	154.3
10	Chalakkudy	2	158	156	156	157	159	160	163	164	160	163	162	164	160.2
11	Thrissur	1.87	154	153	152	154	156	159	162	162	158	161	162	163	158.0
12	Palakkad	2.09	146	146	145	145	147	148	150	151	151	151	150	150	148.3
13	Malappuram	2	150	149	149	154	157	160	161	156	153	157	155	157	154.8
14	Kozhikode	2.02	156	156	156	158	159	162	164	162	160	161	161	162	159.8
15	Wayanad	1.93	154	152	152	153	156	158	161	159	157	158	158	158	156.3
16	Kannur	2.02	160	159	158	160	162	165	167	166	163	163	163	165	162.6
17	Kasargod	2.05	158	155	156	159	162	165	167	162	158	163	161	165	160.9
	State Average		154	153	152	154	155	158	160	159	157	158	158	159	156.4

2019

	Name of Centre	Linking Factor	January	February	March	April	May	June	July	August	September	October	November	December	Average
1	2	3	4	5	6	7	8	9	10	11	12	13	14	15	16
1	Thiruvananthapuram	2.11	159	158	158	160	161	165	164	164	166	166	168	170	163.3
2	Kollam	2.09	157	156	157	158	158	161	163	161	164	164	165	168	161.0
3	Punalur	2.1	156	156	155	157	159	161	161	163	163	164	168	172	161.3
4	Pathanamthitta	2.03	169	170	170	171	172	175	176	179	179	179	183	186	175.8
5	Alappuzha	2.05	167	168	169	169	172	174	174	172	173	174	176	180	172.3
6	Kottayam	2.08	166	167	165	166	167	167	168	170	172	172	173	176	169.1
7	Mundakkayam	2.17	161	161	162	162	163	165	165	167	167	168	171	172	165.3
8	Idukki	1.97	160	160	159	160	163	165	166	166	165	166	168	172	164.2
9	Ernakulam	2.03	160	159	160	160	161	162	162	164	165	165	166	168	162.7
10	Chalakkudy	2	167	168	168	169	171	173	172	172	171	172	174	176	171.1
11	Thrissur	1.87	168	168	168	168	169	174	173	174	173	174	176	177	171.8
12	Palakkad	2.09	152	152	152	153	155	156	156	157	158	159	160	161	155.9
13	Malappuram	2	164	166	164	167	168	172	169	168	166	168	171	172	167.9
14	Kozhikode	2.02	168	169	168	169	170	173	171	170	170	170	174	176	170.7
15	Wayanad	1.93	161	161	162	164	165	167	166	166	166	167	168	172	165.4
16	Kannur	2.02	170	171	171	172	172	177	175	177	175	176	177	178	174.3
17	Kasargod	2.05	171	172	168	168	171	177	173	170	169	171	173	176	171.6
	State Average		163	164	163	164	166	168	168	168	168	169	171	174	167.3

2020

	Name of Centre	Linking Factor	January	February	March	April	May	June	July	August	September	October	November	December	Average
1	2	3	4	5	6	7	8	9	10	11	12	13	14	15	16
1	Thiruvananthapuram	2.11	170	167	165	167	172	172	172	172	174	175	175	175	171.3
2	Kollam	2.09	167	166	165	166	167	166	167	167	167	168	168	167	166.8
3	Punalur	2.1	171	167	166	169	170	170	170	171	171	172	173	173	170.3
4	Pathanamthitta	2.03	187	184	184	189	191	188	189	189	187	187	187	187	187.4
5	Alappuzha	2.05	179	177	178	184	184	181	181	181	182	180	182	182	180.9
6	Kottayam	2.08	176	172	172	175	176	174	174	174	176	176	176	176	174.8
7	Mundakkayam	2.17	170	169	168	170	174	171	170	171	171	172	172	173	170.9
8	Idukki	1.97	171	169	167	165	168	168	168	169	170	173	173	172	169.4
9	Ernakulam	2.03	169	168	167	168	170	169	170	170	171	171	171	171	169.6
10	Chalakkudy	2	176	175	174	178	181	178	178	178	180	180	179	180	178.1
11	Thrissur	1.87	178	177	175	180	183	183	180	179	180	179	179	179	179.3
12	Palakkad	2.09	160	157	157	157	158	159	160	160	160	161	161	161	159.3
13	Malappuram	2	174	170	167	176	182	178	175	174	177	173	172	171	174.1
14	Kozhikode	2.02	177	174	175	179	178	176	176	176	178	178	176	176	176.6
15	Wayanad	1.93	171	169	168	174	174	171	169	169	172	172	173	172	171.2
16	Kannur	2.02	180	178	175	181	186	184	184	183	184	184	185	185	182.4
17	Kasargod	2.05	177	176	172	175	187	182	182	182	181	182	179	181	179.7
	State Average		174	171	170	174	177	175	174	174	175	175	175	175	174.2

2021

	Name of Centre	Linking Factor	January	February	March	April	May	June	July	August	September	October	November	December	Average
1	2	3	4	5	6	7	8	9	10	11	12	13	14	15	16
1	Thiruvananthapuram	2.11	176	176	177	177	179	182	181	180	180	180	182	186	179.7
2	Kollam	2.09	169	170	172	173	174	177	176	175	175	176	178	181	174.7
3	Punalur	2.1	173	176	177	177	180	181	181	181	182	183	184	188	180.3
4	Pathanamthitta	2.03	188	189	190	189	190	191	191	191	190	192	194	197	191
5	Alappuzha	2.05	184	184	187	185	187	191	189	187	187	188	190	193	187.7
6	Kottayam	2.08	177	179	182	182	182	183	183	181	183	185	186	188	182.6
7	Mundakkayam	2.17	173	175	176	177	177	179	179	179	177	179	181	183	177.9
8	Idukki	1.97	173	175	176	175	176	177	178	176	179	181	182	185	177.8
9	Ernakulam	2.03	172	174	176	177	177	178	179	178	179	180	181	182	177.8
10	Chalakkudy	2	180	182	185	186	188	190	190	188	189	190	190	193	187.6
11	Thrissur	1.87	180	181	186	188	188	190	191	190	191	192	193	196	188.8
12	Palakkad	2.09	161	163	168	168	169	170	171	171	172	173	174	176	169.7
13	Malappuram	2	172	174	178	180	181	184	185	181	178	178	180	182	179.4
14	Kozhikode	2.02	177	179	182	184	187	186	186	184	184	185	186	189	184.8
15	Wayanad	1.93	172	175	180	180	181	182	184	181	180	181	181	182	179.9
16	Kannur	2.02	184	185	189	189	192	192	193	190	189	193	193	196	190.4
17	Kasargod	2.05	182	182	185	187	189	193	196	193	189	189	189	190	188.7
	State Average		176	177.6	180.4	180.8	182.2	183.8	184.3	182.7	182.6	183.8	184.9	187.5	182.2

2022

	Name of Centre	Linking Factor	January	February	March	April	May	June	July	August	September	October	November	December	Average
1	2	3	4	5	6	7	8	9	10	11	12	13	14	15	16
1	Thiruvananthapuram	2.11	185	186	182	183	189	190	192	192	194	192	191	194	189.2
2	Kollam	2.09	183	181	182	186	188	190	191	188	187	187	188	190	186.8
3	Punalur	2.1	189	188	187	191	195	198	199	197	196	195	193	193	193.4
4	Pathanamthitta	2.03	197	197	196	198	200	203	207	208	210	205	202	203	202.2
5	Alappuzha	2.05	192	193	189	192	194	197	196	195	193	190	191	193	192.9
6	Kottayam	2.08	190	188	190	191	195	196	195	196	195	195	196	197	193.7
7	Mundakkayam	2.17	185	183	184	186	190	194	195	191	189	188	188	191	188.7
8	Idukki	1.97	186	185	184	185	188	189	190	191	193	194	191	192	189.0
9	Ernakulam	2.03	182	182	182	184	187	188	188	189	189	189	189	190	186.6
10	Chalakkudy	2	193	193	194	195	202	206	206	206	208	207	206	207	201.9
11	Thrissur	1.87	195	196	194	195	198	201	201	200	200	200	199	201	198.3
12	Palakkad	2.09	176	176	177	180	182	182	182	182	184	184	183	184	181.0
13	Malappuram	2	182	182	182	185	190	193	191	186	187	186	187	189	186.7
14	Kozhikode	2.02	188	189	188	189	193	195	196	196	193	192	194	197	192.5
15	Wayanad	1.93	184	182	184	187	190	192	191	191	191	189	188	190	188.3
16	Kannur	2.02	197	196	193	197	199	201	201	199	198	195	195	196	197.3
17	Kasargod	2.05	190	190	187	193	201	203	205	201	197	194	195	198	196.2
	State Average		187.9	187.5	186.8	189.2	193.0	195.2	195.6	194.6	194.4	193.1	192.7	194.4	192.0

Table – LXVI**ALL INDIA CONSUMER PRICE INDEX FOR INDUSTRIAL WORKERS (Base 2001=100)**

Year	January	February	March	April	May	June	July	August	September	October	November	December	Average
2018	288	287	287	288	289	291	301	301	301	302	302	301	295
2019	307	307	309	312	314	316	319	320	322	325	328	330	317
2020	330	328	326	329	330	332	336	338	*118.1	*119.5	*119.9	*118.8	* Linking factor change
2021	118.2	119	119.6	120.1	120.6	121.7	122.8	123	123.3	124.9	125.7	125.4	122
2022	125.1	125	126	127.7	129	129.2	129.9	130.2	131.3	132.5	132.5	132.3	129.2

***From September 2020 base year changed from 2001=100 to 2016=100 and the linking factor is 2.88.**

ALL INDIA CONSUMER PRICE INDEX FOR AGRICULTURAL LABOURS (Base 1986-87=100)

Year	January	February	March	April	May	June	July	August	September	October	November	December	Average
2018	895	889	887	888	891	894	902	907	910	913	914	913	900
2019	915	917	924	932	940	950	958	965	976	987	1000	1014	957
2020	1016	1010	1007	1014	1019	1018	1021	1026	1037	1052	1060	1047	1027
2021	1064	1075	1073	1076	1081	1091	1096	1083	1085	1092	1106	1120	1087
2022	1124	1115	1113	1133	1153	1163	1166	1176	1185	1192	1193	1199	1159

ALL INDIA CONSUMER PRICE INDEX FOR RURAL LABOURS (Base 1986-87=100)

Year	January	February	March	April	May	June	July	August	September	October	November	December	Average
2018	901	896	894	896	899	902	910	915	917	920	921	921	908
2019	923	925	932	939	948	957	965	972	983	993	1006	1019	964
2020	1021	1016	1013	1019	1025	1024	1028	1033	1043	1057	1065	1053	1033
2021	1075	1086	1085	1089	1094	1104	1110	1098	1100	1107	1120	1133	1100
2022	1137	1127	1124	1143	1162	1171	1175	1184	1190	1190	1191	1199	1166

ALL INDIA CONSUMER PRICE INDEX (Cost of Living Index) FOR INDUSTRIAL WORKERS FOR THE PERIOD 2015-2020

Name of Location	2018 (Base Year 2001 =100)												2019 (Base Year 2001 =100)											
	January	February	March	April	May	June	July	August	September	October	November	December	January	February	March	April	May	June	July	August	September	October	November	December
All India General Index	288	287	287	288	289	291	301	301	301	302	302	301	307	307	309	312	314	316	319	320	322	325	328	330
Ernakulam	298	295	297	301	304	308	310	310	305	307	306	308	314	314	314	317	321	325	322	322	325	327	332	332
Mundakkayam	301	300	301	303	305	309	309	307	304	304	304	305	309	308	310	314	318	322	320	321	326	332	337	337
Kollam	325	326	329	330	332	342	348	347	342	345	347	349	362	357	356	358	366	373	372	362	366	368	368	372
Name of Location	2020 (Base Year 2001 =100)												2021 (Base Year 2001 =100)											
	January	February	March	April	May	June	July	August	September	October	November	December	January	February	March	April	May	June	July	August	September	October	November	December
All India General Index	330	328	326	329	330	332	336	338	118.1	119.5	119.9	118.8	118.2	119	119.6	120.1	120.6	121.7	122.8	123	123.3	124.9	125.7	125.4
Ernakulam	336	334	329	331	335	339	342	341	122.8	122.6	124.2	123.3	123.7	125	125.2	126.1	126.2	126.7	127.5	127.1	127.7	128.6	129.3	
Mundakkayam	334	332	332	339	342	339	341	341	121.6	122.8	122.8	122.3	122.4	123.2	123.4	123.3	123.2	125.6	126.5	126.5	127.2	127	128.1	129.3

5. PLANTATIONS IN KERALA

DETAILS OF REGISTERED PLANTATIONS IN THIRUVANANTHAPURAM DISTRICT

SL.No.	Name & Address of Plantations	Name & address of Owner/Manager	Extent		No. of workers			Remarks
			Area in Acres	Area in Hectares	Male	Female	Total	
1	2	3	4	5	6	7	8	9
1	ponmudi tea estate, Ponmudi, Vithura	Managing Director, Ponmudi Tea Estate	872.919		11	67	78	
2	Merchiston Estate, Southern field ventures Pvt Ltd, Ponmudi	Director, Merchiston Estate, Ponmudi.P.O., Vithura (Via) Trivandrum	519.94	210.5	262	239	501	
3	Gokul Rubber Estate	Gokul Rubber & Tea Plantation Ltd., Modali Building, Muttambalam.P.O., Kottayam	242.06	98	39	10	49	
4	Bonacad Estate	Bonacad Estate, Vithura, Thiruvananthapuram	1378.57	558.125	25	398	423	
5	Lakshmy Estate	Lekshmy Estate, P.B. No.1, Vithura.P.O., Nedumangad, Thiruvananthapuram	209.95	85	17	0	17	
6	Braemore Estate	Superintendent, Braemore Estate, Idinjar.P.O., Nedumangad	764.74	309.61	22	46	68	
7	pothupara c rubber estate	7a vysanagar paruthippara muttada		8	2	5	7	
8	Ponmudi Rubber Estate	Mg. Director, Ponmudi Rubber Estate, Ponmudi.P.O., Thiruvananthapuram		91	8	0	8	
9	Mukkatumala B Estate	Maniparambil, Kanjirapally.P.O.	28.75	11.64	7	0	7	
10	Mukkatumala A Estate	Maniparambil, Kanjirapalli.P.O.	68.79	27.85	18	0	18	

11	Dhanam Plantation	Proprietor,Parayil house, Aanappara p.o. Vithura	32.33	13.09	17	12	29	
12	River view Rubber estate, Anappara P.O	Director, Riverview bungalow Anapparap.o. vithura	94.59	38.295	14	5	19	
13	Mukkattumala C Estate	Manniparambil kanjirappally p.o kottayam		11	8	0	0	
14	Pothupara A Rubber Estate, Cheeranikkara	7-A Vyasa Nagar, Paruthipara, Muttada P.O Thiruvananthapuram	8.99	3.64	1	6	7	
15	Little flower estate, Sambuthangi, Kottoor.	SAMBUTHANGI KOTTOOR P.O.	104.33	42.24	20	0	20	
16	Pothupara B Estate, Cheerinikkara	Dr.A.Sheelamoney, Kalloorvilla VN 7, Pothupara, TVM		8	1	6	7	
17	Mukkattumala C Estate	Domini Josiph Manooparambil, Kottayam		7.34	5	0	5	
18	Oilpalm Plantation	Managing Director, Oilpalm Plantation India Ltd	944		96	149	245	
TOTAL			944	944	579	950	1516	

DETAILS OF REGISTERED PLANTATIONS IN KOLLAM DISTRICT

SL.No.	Name & Address of Plantations	Name& address of Owner/Manager	Extent		No. of workers			Remarks
			Area in Acres	Area in Hectares	Male	Female	Total	
1	2	3	4	5	6	7	8	9
1	Gee Gee Estate, Plachery P.O, - 691331 Punalur, 0475 2222631 Village : Valacode Taluk : Punalur Municipality : Punalur	Shema Oomman Thekkeveettil, Puthenkavu P.O Chengannoor 689123		19.332Ha /19.332Ha	2	0	2	

2	New Good hope (East) Estate, Plachery P.O, - 691331 Punalur, 0475 2222631 Village : Valacode Taluk : Punalur Municipality : Punalur	Dileep Oomman Thekkeveettil, Puthenkavu P.O Chengannoor 689123		13.86Ha /13.86 Ha	0	0	0	
3	New Hope (West) Estate, Plachery P.O, - 691331 Punalur, 0475 2222631 Village : Valacode Taluk : Punalur Municipality : Punalur	George Ommen Thekkeveettil, Puthenkavu P.O Chengannoor 689123		18.58Ha/ 18.58Ha	0	0	0	
4	Thalakot estate, Pathady, Bharatheepuram P.O Village : Yeroor Taluk : Punalur Panchayat : Yeroor	Mrs. Rachel Ommen, Thekkeveettil, Puthenkavu Chengannoor		10.92Ha/ 10.92Ha	0		0	
5	New Good hope (West) Estate, Plachery P.O, - 691331 Punalur, PH : 9946557510 Village : Valacode Taluk : Punalur Municipality : Punalur	Managing Director Thekkeveettil, Puthenkavu P.O Chengannoor 689123		24 Ha / 24Ha	4	1	5	
6	New Hope Estate, Plachery P.O, - 691331 Punalur, PH : 9946557510 Village : Valacode Taluk : Punalur	Dr. George Peter Managing Director Thekkeveettil, Puthenkavu P.O Chengannoor 689123		18.58 Ha /18.58Ha	3	4	7	

	Municipality : Punalur							
7	Good Hope Estate, Plachery P.O, - 691331 Punalur, PH : 9946557510 Village : Valacode Taluk : Punalur Municipality : Punalur	Thara Peter, Thekkeveetil, Puthenkavu P.O Chengannoor 689123		32.8 Ha /32.8Ha	3	9	12	
8	Oil Palm India Ltd, Kulathupuzha estate, Dali P.O - 691310 Village : Thinkalkarikkam Taluk : Punalur Panchayath : Kulathupuzha PH : 0475 2312564	Managing Director Oilpalm India Ltd Kodimatha P.O - 686013 Kottayam		390 Ha / 390 Ha	32	42	74	
9	Oil Palm India Ltd, Yeroor estate, Bharatheepuram P.O - 691312 0475 2202324 Village : Yeroor Taluk : Punalur Panchayath : Yeroor	Managing Director Oilpalm India Ltd Kodimatha P.O - 686013 Kottayam		2029.87 Ha / 2029.87 Ha	199	211	410	
10	Riya Resorts & Properties Pvt. Ltd, Thenmala Estate, Thenmala P.O, - 691308 Kollam Ph: 9446544625 Village : Thenmala	G.M.J Thampi 23/Eden Bunglow Hira Nandini Garden Powa, Mumbai 400176		83.61Ha / 79.61Ha	80	0	80	

	Taluk : Punalur Panchayath : Thenmala							
11	Graceland Estate and Farms, Yeroor P.O - 691312 Anchal 7025305658, 9745746001 Village : Yeroor Taluk : Punalur Panchayath : Yeroor	S.Sunilkumar K.P 14/640 Makham Kumarapuram M.C. P.O Thiruvananthapuram 695011		22.98 Ha /22.98Ha	10	1	11	
12	Be Be Estate, Nellippally P.O— 691331 Punalur 0475 2222608 Village : Valacode Taluk : Punalur Municipality : Punalur	Mercy Oommen, Managing Director, Be Be bunglow Nellippally P.O Punalur		90.91Ha/ 90.91Ha	11	8	19	
13	Vilakkuvettam estate, Vilakkuvettam P.O Punalur – 691305 Ph: 0475 2222608 Village : Valacode Taluk : Punalur Municipality : Punalur	Mercy Oommen, Managing Director, Be Be bunglow Nellippally P.O Punalur		49.78Ha / 49.78Ha	16	6	22	
14	Kailasam estate, Maniyar P.O, Punalur Ph: 0475 2222608 Village : Punalur Taluk : Punalur Municipality : Punalur	Mercy Oommen, Managing Director, Be Be bunglow Nellippally P.O Punalur		19.54 Ha/ 19.54Ha	1	0	1	

15	Neelammal estate, Punalur Ph: 0475 2222608 Village : Karavaloor Taluk : Punalur Panchayat : Karavaloor	Mercy Oommen, Managing Director, Be Be bungalow Nellippally P.O Punalur		99.23 Ha /99.23 Ha	0	0	0	
16	Puthuthadam estate, Karavaloor P.O – 691305 Ph: 0475 2222608 Village : Karavaloor Taluk : Punalur Panchayat : Karavaloor	Mercy Oommen, Managing Director, Be Be bungalow Nellippally P.O Punalur		99.23 Ha /99.23 Ha	32	14	46	
17	Isfield Estate, Harrisons Malayalam Ltd, Kazhuthurutty P.O, Thenmala 691309 Ph: 0475 2344538 Village : Thenmala Taluk : Punalur Panchayth : Aryankavu	Managing Director, Harrisons Malayalam Ltd. Bristo road, Wellington island Kochi – 682003 PH: 0484 2608023		664.69Ha / 533.06Ha	157	162	319	
18	Venture Estate, Harrisons Malayalam Ltd, Kazhuthurutty P.O Kollam, 691309 Ph: 0475 2344738 Village : Aryankavu Taluk : Punalur Panchayth : Aryankavu	Managing Director, Harrisons Malayalam Ltd. Bristo road, Wellington island Kochi – 682003 PH: 0484 2608023		627.18Ha / 486.45 Ha	146	69	215	
19	Nagamala Estate, Harrisons Malayalam Ltd, Kazhuthurutty P.O Kollam, 691309	Managing Director, Harrisons Malayalam Ltd. Bristo road, Wellington island		961.41 Ha /588.34H a	161	120	281	

	0475 2344528 Village : Thenmala Taluk : Punalur Panchayth : Thenmala	Kochi – 682003 PH: 0484 26624341						
20	NSS Estate, Pattazhy P.O Pattazhy 0475 2399441 Village : Pattazhy Taluk : Pathanapuram Panchayth : Pattazhy	General Secretary Nair Service Society Perunna Changanassery 0481 2422008		58.67Ha / 58.67Ha	28	0	28	
21	The Rajagiri Rubber & Produce Co. Ltd, Shaliacary estate, Shaliacary P.O, Punalur 691331 Ph: 0475 2222619 Village : Edaman Taluk : Punalur Panchayth : Thenmala	Managing Director Rajagiri Rubber & Produce Co. Ltd W-21/674. Beach Road Alleppey – 12. Ph: 0477 2243624		616.27Ha / 615.99Ha	143	85	228	
22	Rehabilitation Plantations Ltd, Ayiranalloor Estate, Kelankavu, Maniyar P.O, Punalur – 691333 Ph: 0475 2250485 Village : Punalur Taluk : Punalur Municipality : Punalur	Managing Director RPL Ltd Punalur 0475 2222971		698.07Ha / 698.07 Ha	201	181	382	
23	Rehabilitation Plantations Ltd, Kulathupuzha estate, Koovakkadu P.O,	Managing Director RPL Ltd Punalur		623.96Ha / 623.96 Ha	376	373	749	

	<p>Kulathuppuzha 0475 2317556</p> <p>Village : Kulathuppuzha Taluk : Punalur Panchayath : Kulathuppuzha</p>	0475 2222971						
24	<p>The State Farming Corporation of Kerala Ltd. Chithalvetty estate, Mancode P.O Pathanapuram – 689694 0475 2379014</p> <p>Village : Pathanapuram Taluk : Pathanapuram Panchayat : Pathanapuram</p>	<p>Managing Director SFCK Ltd Alimukku, Vettithitta P.O Punalur – 689696 0475 2222251/52</p>		766.28Ha / 766.28 Ha	176	300	476	
25	<p>The State Farming Corporation of Kerala Ltd. Cheruppittakavu estate, Chempanaruvi P.O – 689696 Piravanthoor. 0475 2331144</p> <p>Village : Piravanthur Taluk : Punalur Panchayat : Piravanthur</p>	<p>Managing Director SFCK Ltd Alimukku, Vettithitta P.O Punalur – 689696 0475 2222251/52</p>		450 Ha / 408 Ha	146	225	371	
26	<p>The State Farming Corporation of Kerala Ltd.</p>	<p>Managing Director SFCK Ltd Alimukku, Vettithitta P.O</p>		395.98Ha /398.98H a	317	72	389	

	<p>Kumaramkudy estate, Kumaramkudy P.O – 689696 0475 2219256</p> <p>Village : Pathanapuram Taluk : Pathanapuram Panchayat : Pathanapuram</p>	<p>Punalur – 689696 0475 2222251/52</p>						
27	<p>The State Farming Corporation of Kerala Ltd. Mullumala estate, Chempanaruvi P.O – 689696 Piravanthoor. 0475 2331170</p> <p>Village : Piravanthur Taluk : Punalur Panchayat : Piravanthur</p>	<p>Managing Director SFCK Ltd Alimukku, Vettithitta P.O Punalur – 689696 0475 2222251/52</p>		<p>421.48Ha / 421.48Ha</p>	106	155	261	
28	<p>Travancore Rubber & Tea Co. Ltd Ambanad Estate, Kazhuthurutty P.O - Thenmala</p> <p>Village : Aryankavu Taluk : Punalur Panchayat : Arankavu</p>	<p>Chairman TR & Tea Co. Ltd T/C 12/114 P.B No. 1053 Pattom palace P.O Thiruvananthapuram – 695004 0471 230 6032/8731</p>		<p>1092.64H a/ 1092.64H a</p>	237	265	502	
29	<p>Rockwood Estate, Kulathuppuzha P.O Ph: 8848035932, 9496927801</p>	<p>Mr. Thomas Mathew, Managing Director, Muttathil house, Thazhe Vettippuram, Pathanamthitta P.O</p>		<p>72.874Ha / 72.874 Ha</p>	17	0	17	

	Village : Kulathuppuzha Taluk : Punalur Panchayat : Kulathuppuzha							
30	Greenwood Estate, Kulathuppuzha P.O Ph: 8848035932, 9496927801 Village : Kulathuppuzha Taluk : Punalur Panchayat : Kulathuppuzha	Mr. Joseph & 7 others Mannilpparampil, Kanjirappally P.O			0	0	0	
31	Chenthuruni Estate, Kulathuppuzha P.O Ph: 8848035932, 9496927801 Village : Kulathuppuzha Taluk : Punalur Panchayat : Kulathuppuzha	Mr. Joseph & 7 others Mannilpparampil, Kanjirappally P.O			0	0	0	
32	Subrahmanyam Estate,(Padmavally estate) Plachery P.O, Punalur Ph: 9447657603, 9446962799 Village : Valacode Taluk : Punalur Municipality : Punalur	Managing Director Powerhouse road, Tholikode P.O Punalur			4	0	4	
33	Vellimala estate, Edaman, Vellimala, Punalur Ph: 0474 2741143	M.A. Karim, Managing Partner, Agro Development Companies,		101.17Ha / 101.17Ha	0	0	0	

	Village : Edaman Taluk : Punalur Municipality : Punalur	Kadappakkada, Kollam						
34	Priya estate, Ampanadu P.O Achankovil Ph: 9447866785 Village : Aryankavu Taluk : Punalur Panchayat : Aryankavu	Dr. Suresh, Kochukopil Veedu, Parumala P.O, Thiruvalla 9447866785		199.91Ha / 199.91Ha	0	0	0	
35	Anakkulam Estate (Parappady Estate), Channappetta P.O Channappetta Ph: 9946662057, 9946978760 Village : Karukone Taluk : Punalur Panchayat : Karukone	P.C Abraham, Managing Director, Padinjarekkarayil, P.B. No. 22 Puthanangadi, Veloorkkara, Kottayam		51.79Ha / 51.79.Ha	0	0	0	
36	Bedford Estate, Aryankavu Ph: 9495420247 Village : Aryankavu Taluk : Punalur Panchayat : Aryankavu	Mr. George Mathew, Managing Director, Poyyanil, Kozhanchery P.O Pathanamthitta		30.75 Ha / 30.75Ha	4	1	5	
37	Thunduvila Estate Ayilara Ph: 9633336834 Village : Ayiranallor Taluk : Punalur Panchayat : Eroor	G. Satheesan & Suni Satheesan, White Pearl Vayeettu Vanjaramoodu P O		20.89Ha	15	1	16	

38	<p>Vellimala Estate(E)(Fragmented) ,Vellimala Punalur Ph: 9447024657,9946113 702</p> <p>Village : Valacode Taluk : Punalur Municipality:Punalur</p>	<p>Sherin A R Hidayath Mangalapuram, Thonnakkal P O,Tvm</p>		1.6188Ha	1	0	1	
39	<p>Vellimala Estate(F)(Fragmented) ,Vellimala Punalur Ph: 9447024657,9946113 702</p> <p>Village : Valacode Taluk : Punalur Municipality:Punalur</p>	<p>Abdul Raheem Hidayath Mangalapuram, Thonnakkal P O,Tvm</p>		1.6188Ha	1	0	1	
40	<p>Vellimala Estate(G) (Fragmented),Vellimala Punalur Ph: 9447024657,9946113 702</p> <p>Village : Valacode Taluk : Punalur Municipality:Punalur</p>	<p>Femin A R Hidayath Mangalapuram, Thonnakkal P O,Tvm</p>		1.6188Ha	1	0	1	
41	<p>Vellimala Estate(H) ,Vellimala (Fragmented) Punalur Ph: 9447024657,9946113 702</p>	<p>Naseeha Beevi A Hidayath Mangalapuram, Thonnakkal P O,Tvm</p>		.8094Ha	1	0	1	

	Village : Valacode Taluk : Punalur Municipality:Punalur							
42	Vellimala Estate(I)(Fragmented) ,Vellimala Punalur Ph: 9447024657,9946113 702 Village : Valacode Taluk : Punalur Municipality:Punalur	Jasmine A R Hidayath Mangalapuram, Thonnakkal P O,Tvm		1.6188Ha	1	0	1	
43	Vellimala Estate(J)(Fragmented) ,Vellimala Punalur Ph: 8157975660,9946757 321 Village : Edamon Taluk : Pathapuram Panchayat:Thenmala	Manoj Balan Manoj Nivas Edamon, Punalur		0.3145Ha	0	0	0	
44	Vellimala Estate(C) (Fragmented),Vellimala Punalur Ph: 9446706225 Village : Edamon Taluk : Punalur Panchayat:Thenmala	Sundaresan T K		0.9915Ha	2	0	2	
45	Bed Ford Estate Managing Parterner Kalayil Sankarapuri Adoor P O			76.52 Acres	6	4	10	

	Ph.9495557412 Village :Aryankavu Pathapuram,Kollam							
46	Vellimala Estate(M),Nazarudheen, Sobitha,Nisha,Nish Manzil,Anchal PO,Panayamchery PH.8086793550 Village : Valakkodu Taluk : Punalur Panchayat:Thenmala	Nazarudheen		.9149 Ha	1	nil	1	
47	Vellimala Estate(L),Sheena Alexander,Kochuvazh uvelil,Pathirikkal P O Village : Valakkodu Taluk : Punalur Panchayat:Thenmala	Sheena Alexander		.7508Ha	Nil	nil	Nil	
TOTAL								

DETAILS OF REGISTERED PLANTATIONS IN PATHANAMTHITTA DISTRICT

Sl.No.	Name & Address of Plantations	Name& address of Owner/Manager	Extent		No. of workers			Remarks
			Area in Acres	Area in Hectares	Male	Female	Total	
1	2	3	4	5	6	7	8	9
1	PCK Thannithode Estate Thannithode P.O.,Konny (Reg.No.PTA/8)	PCK Thannithode Estate Thannithode P.O.,Konny (Reg.No.PTA/8)	699.35		60	80	140	
2	PCK Kodumon Estate Nedumoncavu P.O., Konny (Reg.RB/kunnathur/1165)	PCK Kodumon Estate Nedumoncavu P.O., Konny (Reg.RB/kunnathur/1165)	1204.2		235	299	534	

3	PCK Chandanappally Estate Nedumoncavu P.O., Koodal, Pathanamthitta- 689 693 (Reg.No:PTA/28)	PCK Chandanappally Estate Nedumoncavu P.O., Koodal, Pathanamthitta- 689 693 (Reg.No:PTA/28)	1662.43		294	329	623	
4	KFDC, Gavi Division Gavi (PO), (via)Vandipari Vandiperiyar-685533 (Reg.No.PTA/51)	KFDC, Gavi Division Gavi (PO), (via)Vandipari Vandiperiyar-685533 (Reg.No.PTA/51)	912.89		90	95	185	
5	Rubber Board Central Experiment Station, Chethackal, Thoropikandam P.O. (Reg.No.PTA/36)	Rubber Board Central Experiment Station, Chethackal, Thoropikandam P.O. (Reg.No.PTA/36)	254.76		104	51	155	
6	HML Kurnbazha Estate Harrisons Malayalam Ltd., Malayalappuzha Eram P.O., Pathanamthitta- 689 645 (Reg.No.PTA/17)	HML Kurnbazha Estate Harrisons Malayalam Ltd., Malayalappuzha Eram P.O., Pathanamthitta-689 645 (Reg.No.PTA/17)	1047. 63		210	205	415	
7	HML Koney Estate Kallely Thottam P.O., Pathanamthitta-689 691 (Reg.No.PTA/19)	HML Koney Estate Kallely Thottam P.O., Pathanamthitta-689 691 (Reg.No.PTA/19)	1063.28		164	125	289	
8	HML Lahai Estate Ranni-Perinadu P.O. Pathanamthitta-689 662 (Reg.No.PTA/30)	HML Lahai Estate Ranni-Perinadu P.O. Pathanamthitta-689 662 (Reg.No.PTA/30)	1011.49		138	154	292	
9	Perinad Estate The Midland Rubber & Produce Co. Ltd., Maniyaru P.O., Pathanamthitta -	Perinad Estate The Midland Rubber & Produce Co. Ltd., Maniyaru P.O., Pathanamthitta - 689 662 (Reg.No.PTA/29)	347.47		77	38	115	

	689 662 (Reg.No.PTA/29)							
10	Rajagiri Estate Rajagiri Rubber Produce Co.Ltd Nirathupara P.O, Koodal	Rajagiri Estate Rajagiri Rubber Produce Co.Ltd Nirathupara P.O, Koodal	307.75		60	41	101	
11	Koothattukalam Estate Karikayam P.O., Chittar (Reg.No.PTA/21)	Koothattukalam Estate Karikayam P.O., Chittar (Reg.No.PTA/21)	121.36		18	39	57	
12	Chemmany Estate Chengara P.O., Konni, (Reg.No.PTA/12)	Chemmany Estate Chengara P.O., Konni, (Reg.No.PTA/12)	93.11		27	13	40	
13	Arayanpara 'A' Estate Kunnam, Vechoochira (Reg.No.PTA/58)	Arayanpara 'A' Estate Kunnam, Vechoochira (Reg.No.PTA/58)	95		11	0	11	
14	Bethany Estate Rani-Perunadu. (Reg.No.PTA/82)	Bethany Estate Rani-Perunadu. (Reg.No.PTA/82)	49.25		3		3	
15	NSS Estate, Noorokkad, Vechoochira P.O., Pathanamthitta-686 511 (Reg.No.PTA/27)	NSS Estate, Noorokkad, Vechoochira P.O., Pathanamthitta-686 511 (Reg.No.PTA/27)	91.75		21	4	25	
16	NSS Estate, Dayanandapuram Vadakkadathukavu (Reg.No.PTA/33)	NSS Estate, Dayanandapuram Vadakkadathukavu (Reg.No.PTA/33)	7.74		3		3	
17	Amalgiri Estate Paranthal P.O., Pandalam	Amalgiri Estate Paranthal P.O., Pandalam	32.4		3		3	

	(Reg.No.PTA/38)	(Reg.No.PTA/38)						
18	Travancore Devaswam Board, Nilackal Estate, Pumba P.O (Reg.No.PTA/39)	Travancore Devaswam Board, Nilackal Estate, Pumba P.O (Reg.No.PTA/39)	110.52		0 8	0 4		12
19	Thalikara Estate Ranni-Perunadu (Reg.No.PTA/83)	Thalikara Estate Ranni- Perunadu (Reg.No.PTA/83)	29.89		0 5			05
20	VKL Estates India Pvt. Ltd. Vadakkekara, Chittar P.O. (Reg.No.PTA/75)	VKL Estates India Pvt. Ltd. Vadakkekara, Chittar P.O. (Reg.No.PTA/75)	23.41		5	0		5
21	PVL Plantations Chittar, Ranni, Pathanamthitta (Reg.No.PTA/76)	PVL Plantations Chittar, Ranni, Pathanamthitta (Reg.No.PTA/76)	8		2	0		2
22	Lja Plantations, Chittar P.O. Pathanamthitta (Reg.No.PTA/77)	Lja Plantations, Chittar P.O. Pathanamthitta (Reg.No.PTA/77)	2.19		1	0		1
23	Lijo Plantations Chittar P.O. Pathanamthitta (Reg.No.PTA/78)	Lijo Plantations Chittar P.O. Pathanamthitta (Reg.No.PTA/78)	1.38		1	0		1
24	KCG Estate (Anand Varghese) Chittar P.O., Chittar (Reg.No.PTA/62)	KCG Estate (Anand Varghese) Chittar P.O., Chittar (Reg.No.PTA/62)	1.214		0	0		0
25	KCG Estate Ashok Varghese Chittar P.O., Chittar	KCG Estate Ashok Varghese Chittar P.O., Chittar	1.214		0	0		0

	(Reg.No.PTA/61)	(Reg.No.PTA/61)						
26	KCG Estate Elizebath Varghese Chittar P.O., Chittar (Reg.No.PTA/60)	KCG Estate Elizebath Varghese Chittar P.O., Chittar (Reg.No.PTA/60)	1.214		0	0		0
27	HETC Estate Anand Jacob Varghese Chittar P.O., Chittar (Reg.No.PTA/59)	HETC Estate Anand Jacob Varghese Chittar P.O., Chittar (Reg.No.PTA/59)	3.238		0	0		0
28	Sky Green Plantations, Punnammoodu(PO), Koodal, . Pathanamthitta.	Sky Green Plantations, Punnammoodu(PO), Koodal, . Pathanamthitta.	112.8		28	14		42
29	Noble Trust, Perunadu(PO), Ranni M/s B.C.Chervally Estate, Erumeli(PO), Kottayam	Noble Trust, Perunadu(PO), Ranni M/s B.C.Chervally Estate, Erumeli(PO), Kottayam	26.57		03	0		03
30	Restoration Trust Perunadu(PO), Ranni M/s B.C.Chervally Estate, Erumeli(PO), Kottayam	Restoration Trust Perunadu(PO), Ranni M/s B.C.Chervally Estate, Erumeli(PO), Kottayam	30.15		2	0		02
31	Therakath Estate Nirathupara P.O, Koodal (Reg.No.PTA/80)	Therakath Estate Nirathupara P.O, Koodal (Reg.No.PTA/80)	9.38		5	0		05
TOTAL			3582		7	14		3077

DETAILS OF REGISTERED PLANTATIONS IN ALAPPUZHA DISTRICT- NIL

DETAILS OF REGISTERED PLANTATIONS IN KOTTAYAM DISTRICT

Sl.No.	Name & Address of Plantations	Name& address of Owner/Manager	Extent		No. of workers			Remarks
			Area in Acres	Area in Hectares	Male	Female	Total	
1	2	3	4	5	6	7	8	9

1	HML Mundakkayam Estate Mundakkayam P.O., Kottayam-686 513 (Reg.PTA/22)	HML Mundakkayam Estate Mundakkayam P.O., Kottayam-686 513 (Reg.PTA/22)	572.03		99	77	176	
2	B.C.Chervally Estate P.B No:2,Erumeli.P.O, Kottayam (Reg.PTA/16)	B.C.Chervally Estate P.B No:2,Erumeli.P.O, Kottayam (Reg.PTA/16)	915.37		186	173	359	
3	Kutikul Estate Koottickal P.O., Mundakkayam, 686514. (Reg.PTA/56)	Kutikul Estate Koottickal P.O., Mundakkayam, 686514. (Reg.PTA/56)	364.11		52	57	109	
4	Vengathanam Estate Oorackanadu P.O., Parathode, Mundakkayam (Reg.PTA/47)	Vengathanam Estate Oorackanadu P.O., Parathode, Mundakkayam (Reg.PTA/47)	488.27		80	54	134	
5	Teekoy Estate Teekoy P.O., Kottayam (Reg.PTA/43)	Teekoy Estate Teekoy P.O., Kottayam (Reg.PTA/43)	376.72		02	0	2	
6	Vellanady Estate Mundakkayam P.O., Kottayam. (Reg.PTA/48)	Vellanady Estate Mundakkayam P.O., Kottayam. (Reg.PTA/48)	304.63		68	69	137	
7	Pazhoothadam Estate Parathodu P.O., Kanjirappally (Reg.PTA/13)	Pazhoothadam Estate Parathodu P.O., Kanjirappally (Reg.PTA/13)	180.24		31	21	52	
8	Erumeley Estate Propose P.O., Erumeley — 686 509 (Reg.PTA/44)	Erumeley Estate Propose P.O., Erumeley — 686 509 (Reg.PTA/44)	289.176		44	34	78	

9	Chittady Estate Chittadi P.O., Parathode, Mundakkayam - 686 512 (Reg.PTA/46)	Chittady Estate Chittadi P.O., Parathode, Mundakkayam - 686 512 (Reg.PTA/46)	214.82		36	40	76	
10	Kudukkavally Estate Propose P.O., Erumely. (Reg.PTA/34)	Kudukkavally Estate Propose P.O., Erumely. (Reg.PTA/34)	60.34		12	0	12	
11	Koovappally Estate St Dominic's Cathedral P.B.No .83, Kanjirapally 686507(Reg.PTA/18)	Koovappally Estate St Dominic's Cathedral P.B.No .83, Kanjirapally 686507(Reg.PTA/18)	59		13	3	16	
12	Mampady Estate Puthuparambil Agencies Pvt. Ltd. Kanimala P.O., Erumeley (Reg.PTA/45)	Mampady Estate Puthuparambil Agencies Pvt. Ltd. Kanimala P.O., Erumeley (Reg.PTA/45)	62.75		6	0	6	
13	Chempakappara Estate Erumeli P.O. (Reg.PTA/41)	Chempakappara Estate Erumeli P.O. (Reg.PTA/41)	72.87		03	0	3	
14	Chenappady Estate Vizhikkithodu P.O., Kanjirappally, Kottayam-686 527 (Reg.PTA/40)	Chenappady Estate Vizhikkithodu P.O., Kanjirappally, Kottayam- 686 527 (Reg.PTA/40)	64.78		5	7	12	
15	Panampunna Estate Vazhoor East P.O., Kottayam (Reg.PTA/55)	Panampunna Estate Vazhoor East P.O., Kottayam (Reg.PTA/55)	48.79		16	0	16	
16	RB Rubber Research Institute Experimental Farm Division Kottayam - 686 009	RB Rubber Research Institute Experimental Farm Division Kottayam - 686 009	19.61		63	23	86	

	(Reg.PTA/01)	(Reg.PTA/01)						
17	Kollamkulam 'C' Estate Parathode P.O., Kanjirappally. (Reg.PTA/19)	Kollamkulam 'C' Estate Parathode P.O., Kanjirappally. (Reg.PTA/19)	19		03	0	3	
18	RB Central Nursery Mukkada P.O., Karikkattoor - 678 582 (Reg.PTA/07)	RB Central Nursery Mukkada P.O., Karikkattoor - 678 582 (Reg.PTA/07)	20.24		40	63	103	
19	NSS Estate, Karukachal P O, Karukachal. (Reg.PTA/31)	NSS Estate, Karukachal P O, Karukachal. (Reg.PTA/31)	16.592		7	0	7	
20	NSS Estate, Myladi, Karukachal P.O. Karukachal (Reg.PTA/32)	NSS Estate, Myladi, Karukachal P.O. Karukachal (Reg.PTA/32)	8.53		02	0	2	
TOTAL			4162		49	628	1397	

DETAILS OF REGISTERED PLANTATIONS IN IDUKKI DISTRICT

SL.No.	Name & Address of Plantations	Name & address of Owner/Manager	Extent		No. of workers			Remarks
			Area in Acres	Area in Hectares	Male	Female	Total	
1	2	3	4	5	6	7	8	9
1		Joseph M Kallivelil kuttikanam P O Kuttikanam(Owner)	109		8	18	26	
2	EDAPPOOKULAM COFEE ESTATE, K CHAPPATHU P.O	Dominic Mathew Muttathu House Mannanam P O Kottayam	140.79		7	3	10	
3	POOMALA ESTATE, K CHAPPATHU	Abrahan umman puthettu Kalluparambil Pakkil P O Kottayam -12	170		11	18	29	

4	MALABAR AGRICULTUREAL LTD, KARIMKULAM AND ALLADY ESTATE, K CHAPPATHU	George M Thomas Malabar Agricultural Ltd K Chappathu	252.6		14	13	27	
5	THOMSON ESTATE, K CHAPPATHU P.O	Cheriyen (manager) Thomsan Estate Chappath P O Chappath	100.75		5	3	8	
6	PAMPADUMPARA ESTATE, PAMPADUMPARA	S B Prabhakar Manager Pampadumpara Estate Pampadumpara	220.82		16	15	31	
7	DEVAGIRI ESTATE, PAMPADUMPARA	S B Prabhakar Manager Pampadumpara Estate Pampadumpara	219.73		8	0.17	25	
8	CAUVERY ESTATE, PAMPADUMPARA P.O	S B Prabhakar Manager Pampadumpara Estate Pampadumpara	196.83		12	17	29	
9	AMARAVATHI "A"ESTATE, PAMPADUMPARA	S B Prabhakar Manager Pampadumpara Estate Pampadumpara	127.98		9	9	18	
10	AMARAVATHI "B" ESTATE, PAMPADUMPARA	S B Prabhakar Manager Pampadumpara Estate Pampadumpara	49.77		5	3	8	
11	SHOLAYAR ESTATE, PAMPADUMPARA	S B Prabhakar Manager Pampadumpara Estate Pampadumpara	162.14		12	14	26	
12	UDHANASRAM ESTATE, ANAVILASAM, KUMILY	Ofeo Suzzi Uthanasram Estate Anavilasm Kumily	175		5	7	12	

13	PERIYAKANAL ESTATE, TATA GLOBAL BEVERAGES LTD. CHINNAKKANAL P.O	Belliappa B A Periakanal Wstate Tata Global Beverages Ltd Munnar P O Pin code -685612	810.16		153	291	444	
14	UPPER SURIANELLE ESTATE, HML, SURIANELLE P.O	Merlin Geo Deputy General maneger Upper surianalle Estate Surianalle P O	653.69		187	356	543	
15	PANNIAR ESTATE, PANNIYAR P.O	Jithendra Jah Manager Panniyar Estate Panniyar	742.33		168	230	398	
16	SANJOSE TEA ESTATE, KAILSANADU P.O, NEDUMKANDAM.	N S Joseph Sanjose Estate Kailasanade P O Nedumkandam	115		35	32	67	
17	RATHAN PLANTATIONS, K. CHAPPATHU P.O	Samraj R General Manager Rathan Plantations Ltd K Chappath P O Chappath	442.08		45	60	105	
18	JOHNSON PLANTATIONS, POTTANKADU P.O ERUTTALA	Antany George Pothanikattu Kothamangalam P O Kothamangalam	118.56		6	57	63	
19		T T Jose Mass Enter Prices Ltd Vandanmedu P O Vandanmedu	165		32	15	47	
20	ST.ANTONY ESTATE, POOPPARA P.O	Babu M George St.Antony Estate Poopara P O	48		2	8	10	
21	GOODENPARA ESTATE, SHANTHANPARA P.O, POOPPARA	Baburaj P P Manager Goodanpara Estate Santhanpara	450		4	7	11	

22	GLORIYA FARM, SANTHANPARA P.O	John Joseph Nilavinal Ashirvad Palarivattam Ernakulam	653		4	17	21	
23	CANAM CARDAMOM ESTATE, PUTHADY P.O SANTHANPARA	Jayprakash Canam Cadamam Plantation Santhanpara P O santhanpara	64.36		3	7	10	
24	CANAM CARDAMOM ESTATE, PUTHADY P.O SANTHANPARA	Charles Canam Cadamam Plantation Santhanpara P O santhanpara	24		3	5	8	
25	CANAM CARDAMOM ESTATE, PUTHADY P.O SANTHANPARA	Thomas Vargeese Canam Cadamam Plantation Santhanpara P O santhanpara	12.83		1	2	3	
26		George Vargheese Canam Cadamam Plantation Santhanpara P O santhanpara	12.08		1	2	3	
27		A S R Subbaih Alakakumar Estate N R City P O Rajakad	43.05		3	5	8	
28	ALAKAKUMAR ESTATE, NR CITY P.O RAJAKKAD	A S R Alakakumar Alakakumar Estate N R City P O Rajakad	40.02		2	3	5	
29	PGF LTD, NEDUMKANDAM P.O., KALKOONTHAL	M C Joseph PGF Ltd Kalkoonthal Nedumkandam	113		9	13	22	
30	KEEZHANJALI ESTATE, NEDUMKANDAM P.O., KALKOONTHAL	Thomas Tharian Keezhanjali Estate Kalkoonthal Nedumkandam	39		0	5	5	
31	EVERGREEN PLANTATIONS, PULIYANMALA	Mathew Samual Kalarikkal Puliyamala P O Puliyamala	57		11	10	21	

32	INDIAN CARDAMOM RESEARCH INSTITUTE, KAILASANADU P.O., MYLADUMPARA	Dr.John JO Vargheese Manager Scientist in Charge Kailasanadu P O Myladumpara	44.46		15	29	44	
33	CARDAMOM RESEARCH STATION, PAMPADUMPARA	Govt Of Kerala Kerala Agricultural Univercity						
34	KOLLAMKULAM ESTATE, PULIYANMALA	M Ramaswami Kollamkulam Estate Puliyamala	5.5			3	3	
35	SANGEETHA ESTATE, PULIYANMALA P.O	P N Vijayappan Nair Sangeetha House Changanassery	18			4	4	
36	EDASSERY ESTATE, PAMPUPARA P.O	E J David Edassery Estate Pampupara P O Vandamedu	15.2		3	3	6	
37	EDASSERY ESTATE, PAMPUPARA P.O	C P Maggi Edassery Estate Pampupara P O Vandamedu	19		4	14	18	
38	RAMAGIRI ESTATE, PAMPUPARA P.O, MANGALADEVI	Lakshmi Nair Ramagiri Estate Pampupara bP O Mangaladevi	16 .25		1	5	6	
39	RAMAGIRI ESTATE, PAMPUPARA P.O, MANGALADEVI	Parvathiamma Ramagiri Estate Pampupara bP O Mangaladevi	16 .25		2	8	10	
40	RAMAGIRI ESTATE, PAMPUPARA P.O, MANGALADEVI	Shobha Ramagiri Estate Pampupara bP O Mangaladevi	16 .25		4	2	6	
41	RAMAGIRI ESTATE, PAMPUPARA P.O, MANGALADEVI	Meera Nair Ramagiri Estate Pampupara bP O Mangaladevi	16 .25		3	3	6	

42	VSC ESTATE, PAMPUPARA P.O	Prasad Manager VSC Estate Pampupara P O Mangaladevi	70		3	5	8	
43	JMJ PLANTATIONS, PAMPUPARA P.O	NO Information						
44	RAJAKKAD ESTATE (CKC ESTATE), RAJAKKAD	C K Chellappan Rajakkad Estate (CKC Estate) Rajakkad	92.05		2	16	18	
45	RAJAKKAD ESTATE (CKC ESTATE), RAJAKKAD	Sreekumar Chellappan Rajakkad Estate (CKC Estate) Rajakkad	25.49			11	11	
46	RAJAKKAD ESTATE (CKC ESTATE), RAJAKKAD	Sreejith Chellappan Rajakkad Estate (CKC Estate) Rajakkad	24.92		2	7	9	
47	RAJAKKAD ESTATE (CKC ESTATE), RAJAKKAD							
48	RAJAKKAD ESTATE (CKC ESTATE), RAJAKKAD							
49	RAJAKKAD ESTATE (CKC ESTATE), RAJAKKAD							
50	RAJAKKAD ESTATE (CKC ESTATE), RAJAKKAD							
51	S M S A ESTATE, CHENKARA P.O, SULTHANIYA	S M Saidu Ahammed Sulthania Chenkara P O	6		1	2	3	CHENKARA P.O,

52	RAJAKKAD ESTATE, NR CITY P.O, 300 ACRE	Subramaniam Ramraj Rajakkad Estate 300Acre N R City P O Rajakkad	40.2		4	5	9	ESTATE, NR CITY P.O. 300
53	RAJAKKAD ESTATE, NR CITY P.O, 300 ACRE	S Shivaraj Rajakkad Estate 300Acre N R City P O Rajakkad	40.21		4	4	8	ESTATE, NR CITY P.O. 300
54	K P K M ESTATE, CHENKARA P.O SULTHANIYA	K P K Muhammed Sulthan K P K M Estate Chenkara P O sulthania	15.3		3	4	7	CHENKARA P.O
55	M R ESTATE, CHENKARA P.O SULTHANIYA	M Rokkiammal M R Estate Chenkara P O sulthania	10.67		2	3	5	CHENKARA P.O
56	KA R M ESTATE, CHENKARA P.O SULTHANIYA	Abdul Raheem K A R Estate Chenkara P O sulthania	12		2		2	CHENKARA P.O
57	K S M ESTATE, CHENKARA P.O SULTHANIYA	K S Muhammed Ibrahim K S M Estate Chenkara P O sulthania	10.62		3	1	4	CHENKARA P.O
58	K M S ESTATE, CHENKARA P.O SULTHANIYA	K Muhammed Siddhique K M S Estate Chenkara P O sulthania	11Acre		Lk,2	1	3	ESTATE, CHENKARA P.O
59	K M Y ESTATE, CHENKARA P.O SULTHANIYA	Muhammed Yoonus K M Y Estate Chenkara P O sulthania	14.32		2	2	4	ESTATE, CHENKARA P.O
60	K S A ESTATE, CHENKARA P.O SULTHANIYA	Sheik Abdul Khadar K S A Estate Chenkara P O sulthania	13.83		1	1	2	CHENKARA P.O
61	M M F ESTATE, CHENKARA P.O SULTHANIYA	Muhammed Fathima M M F Estate Chenkara P O sulthania	9.38		1	2	3	CHENKARA P.O
62	K M H ESTATE, CHENKARA P.O SULTHANIYA	K Muhammed Habeebulla K M H Estate Chenkara P O sulthania	11			3	3	CHENKARA P.O

63	M K M ESTATE, CHENKARA P.O SULTHANIYA	Khader Meeran M K M Estate Chenkara P O sulthania	7.97		1	3	4	CHENKARA P.O
64	A S L ESTATE, CHENKARA P.O SULTHANIYA	K M Anai Syed Leva A S L Estate Chenkara P O sulthania	8		1	2	3	CHENKARA P.O
65	RAJAKKAD ESTATE, RAJAKKAD P.O	Ramaraj Kumar Rajakkad Estate N R City Rajakkad	40		4	5	9	ESTATE, RAJAKKAD
66	CORPUS CHRISTY ESTATE, PAMPUPARA P.O	Antony John Corpus Christy Estate Pampupara P O	18.22		2	4	6	CHRISTY ESTATE, PAMPUPARA
67	PATHINIPPARA ESTATE, PAMPADUMPARA P.O	V C S Rajan Pathinipara Estate Pampadumpara P O	140		2	4	6	A ESTATE, PAMPADUMPARA
68	SHAJU PLANTATIONS, ANAYIRANGAL P.O	K K Thomas Shaju Plantations Anayirankal P O Devikulam	76		6	8	14	PLANTATI ONS, ANAYIRANGAL
69	ELAVANAM ESTATE, PAMPUPARA P.O	Chacko Mani Elavanam Estate Pampupara P O	9		2	3	5	M ESTATE, PAMPUPARA
70	ELAVANAM ESTATE, PAMPUPARA P.O Jacob Chacko 9747040745	Jacob Chacho Elavanam Estate Pampupara P O	12		1	3	4	ESTATE, PAMPUPARA P.O Jacob Chacko
71	ELAVANAM ESTATE, PAMPUPARA P.O Mani Chacko	Elezabeth Abraham Elavanam Estate Pampupara P O vandanmedu	18.97		2	4	6	ESTATE, PAMPUPARA P.O Mani

72	ELAVANAM ESTATE, PAMPUPARA P.O (A K V)	Mani M Mani Elavanam Estate Pampupara P O	26.97		4	6	10	ESTATE, PAMPUPARA
73	ELAVANAM ESTATE, PAMPUPARA P.O	Mani Chacko Elavanam Estate Pampupara P O	18		3	4	7	M ESTATE, PAMPUPARA
74	ELAVANAM ESTATE, PAMPUPARA P.O	Anna Mathew Elavanam Estate Pampupara P O	18.97		2	4	6	M ESTATE, PAMPUPARA
75	VELLIMALA ESTATE, VANDANMEDU P.O	Mathew Sacaria Vellimala Estate Vandanmedu P O	24		3	5	8	A ESTATE, VANDANM
76	SUMERU PLANTATIONS, MAVADY P.O., VALPARA.	Sunu mani Sumeru Plantations Mavady P O Valpara	51.25		4	5	9	PLANTATIONS, MAVADY P.O.,
77	SUMERU PLANTATIONS, MAVADY P.O., VALPARA.	M M Mani Sumeru Plantations Mavady P O Valpara	79.41		3	10	13	PLANTATIONS, MAVADY P.O.,
78	SUMERU PLANTATIONS, MAVADY P.O., VALPARA.	Marikutti Mani Sumeru Plantations Mavady P O Valpara	48.83		4	13	17	PLANTATIONS, MAVADY P.O.,
79	ACC PLANTATIONS, PAMPUPAA P.O., MANGALADEVI	Siby Thomas Manager ACC Plantations Pmampupara P O Mangaladevi	42		1	12	13	PAMPUPAA P.O.,
80	V V ESTATE, VANDANMEDU P.O	Gimmy Sacaria V V Estate Vellimala Vandanmedu	23		2	4	6	ESTATE, VANDANM
81	KANI ESTATE, PAMPADUMPARA P.O	Vinod Manager Kani Estate Pampadumpara P O	120		2	4	6	ESTATE, PAMPADU MPARA

82	KHADEEJA ESTATE, PULIYANMALA	Soji Kurian Manager Khadeeja Estate Puliyamala P O Puliyamala	61		3	10	13	KHADEEJA ESTATE, PULIYANMALA
83	KARUNAMUTTATHU PLANTATIONS, SANTHANPARA	K R Sasi Prabhu Karunamuttathu Plantations Puthadi P O Santhanpara	111.15		14	18	32	
84	KARUNAMUTTATHU PLANTATIONS, SANTHANPARA	K R Sasi Prabhu Karunamuttathu Plantations Puthadi P O Santhanpara						
85	KARUNAMUTTATHU PLANTATIONS, SANTHANPARA	K R Sasi Prabhu Karunamuttathu Plantations Puthadi P O Santhanpara						
86	KARUNAMUTTATHU PLANTATIONS, SANTHANPARA	K R Sasi Prabhu Karunamuttathu Plantations Puthadi P O Santhanpara						
87	KARUNAMUTTATHU PLANTATIONS, SANTHANPARA	K R Sasi Prabhu Karunamuttathu Plantations Puthadi P O Santhanpara						
88	KARUNAMUTTATHU PLANTATIONS, SANTHANPARA	K R Sasi Prabhu Karunamuttathu Plantations Puthadi P O Santhanpara						
89	KARUNAMUTTATHU PLANTATIONS, SANTHANPARA	K R Sasi Prabhu Karunamuttathu Plantations Puthadi P O Santhanpara						
90	KARUNAMUTTATHU PLANTATIONS, SANTHANPARA	K R Sasi Prabhu Karunamuttathu Plantations Puthadi P O Santhanpara						
91	KARUNAMUTTATHU PLANTATIONS, SANTHANPARA	K R Sasi Prabhu Karunamuttathu Plantations Puthadi P O Santhanpara						

92	KARUNAMUTTATHU PLANTATIONS, SANTHANPARA	K R Sasi Prabhu Karunamuttathu Plantations Puthadi P O Santhanpara						
93	PUSHPAM ESTATE, PAMPADUMPARA P.O	Sundresh Rajan Pushpam Estate Pampadumpara P O Pampadumpara	10		2	10	12	
94	MEGHA PLANTATIONS, NEDUMKANDAM P.O KALKOONTHAL	George Thomas Mega Plantation Nedumkandan P O Kalkoonthal	114		36	9	27	
95	MEGHA PLANTATIONS, NEDUMKANDAM P.O KALKOONTHAL							
96	MEGHA PLANTATIONS, NEDUMKANDAM P.O KALKOONTHAL							
97	MEGHA PLANTATIONS, NEDUMKANDAM P.O KALKOONTHAL							
98	MEGHA PLANTATIONS, NEDUMKANDAM P.O KALKOONTHAL							
99	MEGHA PLANTATIONS, NEDUMKANDAM P.O KALKOONTHAL							
100	MEGHA PLANTATIONS, NEDUMKANDAM P.O KALKOONTHAL							

101	CERUS ESTATE, PAMPUPARA P.O	Rabacca Chacho Ceruz Estate Pampupara P O	10		2	4	6	CERUS ESTATE, PAMPUPARA
102	CHATHURANGAPPAR A ESTATE, CHATHURANGAPPAR A	Sukumar Chathurangapara Estate Chathurangapara	32.67		2	3	5	APPARA ESTATE, CHATHURANGAPPAR
103	KALLIVAYALIL ESTATE, ANAVILASAM	Joseph M Kallivayalil Kallivayal Estate Anavilasam Estate Anavilasam	27.17		9	28	37	KALLIVAYALIL ESTATE, ANAVILASAM
104	Letchmi Estate Munnar P.O Munnar	Managing Director,K.D.H.P Company Pvt.Ltd.Munnar	5115.47	2071.04	404	677	1081	
105	Madupatty Estate Munnar P.O Munnar	Managing Director,K.D.H.P Company Pvt.Ltd.Munnar	7269.21	2943.00	721	911	1632	
106	Guderale Estate Munnar P.O Munnar	Managing Director,K.D.H.P Company Pvt.Ltd.Munnar	8711.69	3527.00	793	1103	1896	
107	Gundumallay Estate Munnar P.O Munnar	Managing Director,K.D.H.P Company Pvt.Ltd.Munnar	9346.80	3784.13	796	1476	2272	
108	Nullathanni Estate Munnar P.O Munnar	Managing Director,K.D.H.P Company Pvt.Ltd.Munnar	8919.17	3611.00	516	741	1257	
109	Nymakkad Estate Munnar P.O Munnar	Managing Director,K.D.H.P Company Pvt.Ltd.Munnar	9163.70	3710.00	540	999	1539	
110	Chundavurrai Estate Munnar P.O Munnar	Managing Director,K.D.H.P Company Pvt.Ltd.Munnar	10212.2 9	4134.53	790	988	1778	

111	Pullivasal Estate Munnar P.O Munnar	Managing Director,TATA Consumer Products Ltd. Kolkatta	1499.56	607.11	207	295	502	
112	Thalayar Estate Thalayar P.O Thalayar	Managing Director,Thalayar Tea Company Pvt.Ltd.Thalayar	2521.87	1021.00	200	250	450	
113	Lockhart Estate Devikulam P.O Devikulam	Chief Executive Officer,Harrison Malayalam Ltd.Bristuv Road W.island,Cochi	1593.15	645.00	166	252	418	
114	K.F.D.C Kadalar Unit,Mankulam P.O Kadalar	Regional Manager,K.F.D.C Aranyakam,Karappuzha Kottayam	95.84	38.80	6	8	14	
115	K.F.D.C Mankulam Unit,Mankulam P.O	Regional Manager,K.F.D.C Aranyakam,Karappuzha Kottayam	269.23	109.00	11	17	28	
116	Kallar Vally cardamom Estate,Kallar Vattiyar P.o	Prakash Challa,Challa Mall8 th floorNo.II Thyagaraja Road,T Nagar,Chennai	281.58	114.00	19	21	40	
117	Lucky Estate Kallar Vattiyar P.O	T.V George,Thuruthil (H) Kallar Vattiyar P.O	14.82	6.00	5	3	8	
118	Palamadam estate,Kallar Vattiyar P.O	Sulphath Muhammed Kutty,K.C Joseph Road8th cross Road,Panampilly Nagar,Cochin	66.69	27.00	7	8	15	

119	Makayiram Plantations,Devikulam Munnar P.O	T.V narayanan Kutty managing Director,GCDA Appartments Gandhi Nagar Cochin	51.74	2095	5	18	23	
120	E.V.M Plantations Kallar Vattiyay P.O	Jose Mathew ,Edakkattukudiyil house,Trikkariyoor P.O Kothamangalam	22.23	9.00	5	3	8	
121	Johnson Estate ,Kallar Vattiyar P.O	George Antony,Pothanikkad (H) Kothamangalam	70.00	28.34	5	17	22	
122	U.C.L Estate,Kallar Vattiyar P.O	Ciril Issac,Kureethadam House,Elenji	112.00	45.34	3	27	30	
123	Pulimoottil Estate,Letchmi Colony,Munnar P.O	Luke Stephen,Pulimoottil (H) ThodupuzhaP.O Thodupuzha	15.00	6.07	3	20	23	
124	Rajalakshmi Cardamom Estate,Pothamedu P.O	R.Rajagopal, Rajalakshmi Cardamom Estate,Pothamedu P.O	34.58	14.00	0	7	7	
125	St.Thomas estate,Kallar Vattiyar P.O	Sali Raghavan,Parathanathu,Bisonvally P.O	76.00	30.77	12	34	46	
126	Bio-Tech Plantations,Kallar vattiyar P.O	P.I Kunjachan, Puthussery House,GCDA Colony,Thottakattukara P.O Aluva	19.76	8.00	0	8	8	

127	Good Earth Plantations, Pothamedu P.O Munnar	I.K Sasi, Thekkethalakkal(H) Santhigram P.O Kattappana	30.00	12.15	1	13	14	
128	Das Plantations Kallar Vattiyar P.O	C.M Bhadran, Chettiparambil (H) Edappilly P.O Edappilly	205.00	83.00	4	30	34	
129	V.T.J Estate, Letchmi Colony, Munnar	Paul Raj, Puthenpurackal(H) Mangalath Lane, Thevara, Cochin	25.00	10.12	8	9	17	
130	St. Antonys Estate, Letchmi Colony, Munnar P.O	George Antony, Pothanikkad (H) Kothamangalam P.O Kothamangalam	45.00	18.22	4	12	16	
131	VNR Estate, Kallar Vattiyar P.O	Jose Mathew, Edakkattukudiyil(H) Thrikkariyoor P.O Kothamangalam	76.00	30.77	32	13	45	
132	BOYCE RUBBER EST Mundakkayam P.O., Idukki Pin: 686 513	The Manager, Boyce Rubber Estate Pvt. Ltd. Mundakkayam P.O., Idukki Dist., 686 513	673.89		183	169	352	
133	CHANDRAVANAM TEA ESTATE Marickar Plantations Chandravanam Tea Estate, Pampanar P.O. PH: 04869 2222	The Manager, Marickar Plantations Pvt. Ltd. Chandravanam Tea Estate, Pampanar P.O. PH: 04869 2222	54.86.94		52	54	106	
134	GLENMERY ESTATE Gold View Vyapar Pvt. Ltd. Glenmery Estate, Peermade	The Manager, Gold View Vyapar Pvt. Ltd. Glenmery Estate, Peermade	666.47		135	242	377	

	Idukki- 685531	Idukki- 685531						
135	KODUVAKARANAM Gold View Vyapar Koduvakaranam Estate, Peermade P.O., Idukki- 685531 PH: 04869 232594	The Manager, Gold View Vyapar Pvt Koduvakaranam Estate, Peermade P.O., Idukki- 685531 PH: 04869 232594	95.08		39	54	93	
136	LADRUM ESTATE Gold View Vyapar Ladrum Estate, Peermade P.O., Idukki- 685531 PH: 04869 233577	The Manager, Gold View Vyapar Pvt Ladrum Estate, Peermade P.O., Idukki- 685531 PH: 04869 233577	405.06		134	213	347	
137	KOLIEKANAM ESTA Gold View Vyapar Koliekanam Estate, Elappara P.O., PIN- 68 Idukki	The Manager, Gold View Vyapar Pvt Koliekanam Estate, Elappara P.O., PIN- 685 501 Idukki	471.84		70	118	188	
138	PULLIKKANAM ESTA Joonktolle Tea Indust Pullikkanam P.O., Vagamon Pin- 685 503 PH: 04869 248241	The Manager, Joonktolle Tea Industries L Pullikkanam P.O., Vagamon Pin- 685 503 PH: 04869 248241	356.44		186	234	420	

139	TUNGAMULLAY EST Vandiperiyar P.O., Idu Pin- 685 533	The Manager, Tungamullay Estate, Vandiperiyar P.O., Idukki D Pin- 685 533	427.18		63	87	150	
140	MOUNT ESTATE Mount P.O., Vandiperiyar Pin- 685 533	The Manager, Mount Estate, Mount P.O., Vandiperiyar Pin- 685 533	174.87		56	88	144	
141	MOONGALAR ESTAT Harrisons Malayalam Moongalar Estate., Moongalar P.O., Vandiperiyar Pin- 685 PH: 04869 258165	The Manager, Harrisons Malayalam Ltd., Moongalar Estate., Moongalar P.O., Vandiperiyar Pin- 685 533 PH: 04869 258165	1065.12		112	289	401	
142	ARNAKAL ESTATE Aranakkal P.O., Vandiperiyar Pin- 685 533 PH: 04869 252224	The Manager, Aranakkal P.O., Vandiperiyar Pin- 685 533 PH: 04869 252224	1014.39		448	529	977	
143	MANJUMALAI ESTAT Poabs Enterprises Pv Manjumallai Estate., Vandiperiyar P.O.,	The Manager, Poabs Enterprises Pvt. Ltd., Manjumallai Estate., Vandiperiyar P.O.,	555.81		240	211	451	

	Idukki- 685 533 PH: 04869 252245	Idukki- 685 533 PH: 04869 252245						
144	THENGAKAL ESTATE Poabs Enterprises Pvt. Ltd., Thengakal Estate., Vandiperiyar P.O., Idukki- 685 533 PH: 04869 258800	The Manager, Poabs Enterprises Pvt. Ltd., Thengakal Estate., Vandiperiyar P.O., Idukki- 685 533 PH: 04869 258800	419.52		137	178	315	
145	GRAMBI ESTATE Poabs Enterprises Pvt. Ltd., Grambi Estate., Vandiperiyar P.O., Idukki- 685 533 PH: 04869 252502	The Manager, Poabs Enterprises Pvt. Ltd., Grambi Estate., Vandiperiyar P.O., Idukki- 685 533 PH: 04869 252502	265.08		96	163	259	
146	NELLIKAI ESTATE Poabs Enterprises Pvt. Ltd., Nellikai Estate., Vandiperiyar P.O., Idukki- 685 533 PH: 04869 253741	The Manager, Poabs Enterprises Pvt. Ltd., Nellikai Estate., Vandiperiyar P.O., Idukki- 685 533 PH: 04869 253741	267.43		61	82	143	
147	PASUMALLAI ESTATE Poabs Enterprises Pvt. Ltd., Pasumallai Estate.,	The Manager, Poabs Enterprises Pvt. Ltd., Pasumallai Estate.,	287.04		102	163	265	

	Vandiperiyar P.O., Idukki- 685 533 PH: 04869 253664	Vandiperiyar P.O., Idukki- 685 533 PH: 04869 253664						
148	INJIKAD ESTATE Poabs Enterprises Pvt INJIKAD Estate., Vandiperiyar P.O., Idu PH: 04869 253741	The Manager, Poabs Enterprises Pvt. Ltd., INJIKAD Estate., Vandiperiyar P.O., Idukki- 6 PH: 04869 253741	253.94		65	139	204	
149	PAMBANAR ESTATE Poabs Enterprises Pvt Pambanar Estate., Pambanar P.O., Idukki- 685 531 PH: 04869 232455	The Manager, Poabs Enterprises Pvt. Ltd., Pambanar Estate., Pambanar P.O., Idukki- 685 531 PH: 04869 232455	450.74		75	161	236	
150	SEMINIVALLEY ESTA Elappara P.O., Idukki Dist., Pin- 685 PH: 04869 242232	The Manager, Seminivalley Estate, Elappa Idukki Dist., Pin- 685 501 PH: 04869 242232	255.27		69	99	168	
151	CHINNAR ESTATE Elappara P.O., Idukki Dist., Pin- 685 PH: 04869 242232	The Manager, Chinnar Estate, Elappara P. Idukki Dist., Pin- 685 501 PH: 04869 242232	154.83		69	99	168	
152	HAILEYBURIA ESTA Elappara P.O., Idukki Dist., Pin- 685	The Manager, Haileyburia Estate, Elappara Idukki Dist., Pin- 685 501	325.78		147	200	347	

	PH: 04869 242258	PH: 04869 242258						
153	WALLARDIE ESTATE Harrisons Malayalam Wallardie Estate, Vandiperiyar Pin- 685533, PH: 04869 242258	The Manager, Harrisons Malayalam Ltd., Wallardie Estate, Vandiperiyar Pin- 685533, PH: 04869 242258	420		248	353	601	
154	PATTUMALAI ESTATE Harrisons Malayalam Pattumalai Estate, Karadyg P.O. Pin- 685533, PH: 04869 242258	The Manager, Harrisons Malayalam Ltd., Pattumalai Estate, Karadyg P.O. Pin- 685533, PH: 04869 242258	1128.48		232	75	307	
155	M.K JOHN & SONS ESTATE Mlamala, Thengakkal Vandiperiyar	The Manager, M.K. John & Sons Estates, Mlamala, Thengakkal P.O., Vandiperiyar	227.18		95	83	178	
156	VIRITHIPADAVIL ESTATE Moongalar P.O., Vandiperiyar, Pin- 685 533 PH: 9847355758	The Manager, Viruthipadavil Estate, Moongalar P.O., Vandiperiyar, Pin- 685 533 PH: 9847355758	13.36		12	18	30	
157	PORTLAND ESTATE Moongalar, Chenkara P.O., Vandiperiyar Pin- 685 533 PH: 9847355758	The Manager, Portland Estate, Moongalar, Chenkara P.O., Vandiperiyar Pin- 685 533 PH: 9847355758	14.574		18	12	30	

158	PERIYAR CONNIMARA Vandiperiyar P.O. Pin	The Manager, Periyar Connimara Estate, Vandiperiyar P.O. Pin- 685	297.46		200	196	396	
159	MANIKAL ESTATE M/S Travancore Rubber Co. Ltd., Manikal Estate, Mundakaya Pin- 686 513 PH: 8589997041	The Manager, M/S Travancore Rubber and Manikal Estate, Mundakaya Pin- 686 513 PH: 8589997041	1129.79		303	230	533	
160	KUPPAKAYAM ESTATE M/S Travancore Rubber Co. Ltd., Kuppakayam Estate, P.O., Pin- 686 513 PH: 8589997041	The Manager, M/S Travancore Rubber and Kuppakayam Estate, Mundakaya Pin- 686 513 PH: 8589997041	1170.28		295	239	534	
161	MUTHUMALAI ESTATE Chenkara P.O. Vandiperiyar, Idukki, PH: 9544738573	The Manager, Muthumalai Estate, Chenkara Vandiperiyar, Idukki, Pin- 686 513 PH: 9544738573	36.0		24	18	42	
162	SPRINGVALLEY ESTATE Chenkara P.O. Vandiperiyar, Idukki, PH: 9544738573	The Manager, Spring Valley Estate, Chenkara Vandiperiyar, Idukki, Pin- 686 513 PH: 9544738573	46.55		8	17	25	

163	KARADY GOODY EST The Highland Produce Carady Goody estate, Vandiperiyar P.O., Idu Pin- 685533 PH: 04	The Manager, The Highland Produce Co. L Carady Goody estate, Vandiperiyar P.O., Idukkui Pin- 685533 PH: 04869 252	546.56		153	316	469	
164	LIFETIME AGROLAN Lakshmykovil P.O., Pe PH: 9539803861	The Manager, Lifetime Agroland Pvt.ltd., Lakshmykovil P.O., Peerma PH: 9539803861	875		115	168	283	
165	PASUPPARAI ESTAT The Highland Produce Pasupparai Estate, Pas Idukki- Pin- 685502 PH: 04869 246229	The Manager, Pasuppara Es The Highland Produce Co. L Pasupparai Estate, Pasuppar Idukki- Pin- 685502 PH: 04869 246229	300.9		82	149	231	
166	ALAMPILLY ESTATE Pasuppara P.O., Idukk Pin- 685502 PH: 04869 246223	The Manager, Alampilly Estate, Pasuppara P.O., Idukki Pin- 685502 PH: 04869 246223	173.94		46	41	87	
167	CHURAKULAM ESTA Post Box No.7 Vandiperiyar, Idukki PH: 04822 212698	The Manager, Churakulam Estate, Post Bo Vandiperiyar, Idukki Pin- 6 PH: 04822 212698	250.47		68	77	145	
168	ASHLEY ESTATE Udayagiri Rubber	The Manager, Udayagiri Rubber Co. Lt	260.183		32	25	57	

	Ashley Estate., P.B.No. 4, Peermade P.O., Idukki PH: 04869 232540	Ashley Estate., P.B.No. 4, Peermade P.O., Idukki- 685503 PH: 04869 232540						
169	VAGAMON ESTATE Vagamom Tea Garden Vagamom P.O., Idukki Pin- 685503 PH: 04869 2486	The Manager, Vagamom Tea Garden, Vagamom P.O., Idukki Pin- 685503 PH: 04869 2486	804.81		87	135	222	
170	VIMALAGIRI ESTATE Lakshmykovil P.O., Peermade, Pin- 685531 PH: 04869 233667	The Manager, Vimalagiri Plantations, Lakshmykovil P.O., Peermade, Pin- 685531 PH: 04869 233667	55.42		22	28	50	
171	PLAKKAD ESTATE P.B. No. 4 Vandiperiyar P.O. Pin- 685503 PH: 04869 252215	The Manager, Plakkad Estate Pvt. Ltd., P.E. Vandiperiyar P.O. Pin- 685503 PH: 04869 252215	205.0		11	37	48	
172	STAGBROOK ESTATE The Nilgiri Tea Estate Ltd., Stagbrook Estate P.B. No.2 Peermade P.O., Idukki PH: 04869 232082	The Manager, The Nilgiri Tea Estate Ltd., Stagbrook Estate P.B. No.2 Peermade P.O., Idukki 685503 PH: 04869 232082	312.89		40	62	102	
173	TYFORD ESTATE Fairfield P.O., Elappara Idukki- 685501 PH: 04869 232082	The Manager, Tyford Estate Fairfield P.O., Elappara, Idukki- 685501 PH: 04869 232082	980.21		198	275	473	

174	PENSUREST ESTATE Fairfield P.O., Elappara Idukki- 685501 PH: 04869	The Manager, Pensurest Estate Fairfield P.O., Elappara Idukki- 685501 PH: 04869	172.41		45	85	130	
175	CHIDAMBARAM CARDAMOM GARDEN ESTATE Cardamom Garden, Peer made P.O. Near CPM School Peer made P.O. Peer made P.O.	The Manager, Cardamom Garden, P.B. No. 10 Near CPM School Peer made P.O. Peer made P.O.	14.67		11	13	24	
176	MEKKUNNAM ESTATE Tas Hill Plantations Pvt. Ltd. Mekkunnam Estate, Glenrock Office, Mundakayam Pin- 686513 PH: 04828 272	The Manager, Tas Hill Plantations Pvt. Ltd. Mekkunnam Estate, Glenrock Office, Mundakayam Pin- 686513 PH: 04828 272	32		17	11	28	
177	PULLUPARA ESTATE Tas Hill Plantations Pvt. Ltd. Pullupara Estate, Glenrock Office, Mundakayam Pin- 686513 PH: 04828 272	The Manager, Tas Hill Plantations Pvt. Ltd. Pullupara Estate, Glenrock Office, Mundakayam Pin- 686513 PH: 04828 272	25		16	23	39	
178	KARIMTHARUVI ESTATE K. Chappath P.O., 685505	The Manager, Karimtharuvi Estate, K. Chappath P.O., Elappara	262.61		113	153	266	
179	PATTUMUDY ESTATE Gemraj Plantations,	The Manager, Gemraj Plantations,	70		20	36	56	

	Pattumudy Estate, Karadykuzhy P.O., Peer Pin- 685531 PH: 9447032150	Pattumudy Estate, Karadykuzhy P.O., Peermac Pin- 685531 PH: 944703						
180	CHANDRAVANAM ES (KEERIKARA DIVISI Keerikara Division, Ke Vandiperiyar – 68553 PH: 04869 258112	The Manager, Chandravanam Estate, Keerikara Division, Keerika Vandiperiyar – 685533 PH: 04869 258112	27.9		16	28	44	
181	KOTTAMALA ESTAT M.M.J Plantations, Kottamala Tea Garden Kottamala P.O., Via Va	The Manager, M.M.J Plantations, Kottamala Tea Garden, Kottamala P.O., Via Vagamc	1819		152	181	333	Closed Plantation
182	BONAMI ESTATE M.M.J Plantations, Bonami Tea Garden, Fairfield P.O., El 685501 PH: 04822 212214	The Manager, M.M.J Plantations, Bonami Tea Garden, Fairfield P.O., Elappara Pin- PH: 04822 212214	984		127	100	227	Closed Plantation
183	PEERMADE TEA Co. Fairfield P.O., El 685501 PH: 04822 212214	The Manager, Peermade Tea Company Fairfield P.O., Elappara Pin- PH: 04822 212214	679.79		324	181	505	Closed Plantation
184	Kaliyar Estate, Kodikulam P.O., Thodupuzha 685	Nice J Mattam, Sr. Manager, Kaliyar Estate kodikulam P.O.,	593.28	240.09	116	72	189	

	584,	Thodupuzha 685 584						
185	Malankara Estate, Mrala PO., Thodupuzha 685,584	Malankara Plantations Ltd., Kodimatha, Kottayam	1708	698.20	102	66	168	
186	Velliamattom Rubber Estate, Pannimattom, Elamdesam,Thodupu zha	Tom Thomas, Managing Director, Karikkode Rubber Ltd., Pala, Kottayam	277.13	112.20	0	0	0	
187	Oil Palm Seed Garden, Vettimattom P.O., Kalayanthani, Thodupuzha	Managing Director, Oil Palm India Ltd., Old Star Theatre Road., Kottayam	98.60	39.92	0	0	0	
188	Methanath Tea Estate Elappalli Po, Moolamattom	M.V. Ganesh, Methanath House, South, Marady, Muvattupuzha	111.15	45	0	0	0	
189	Thottathil Rubber Plantations, Koovappilly PO Chakkikkaavu, Thodupuzha, Idukki	Biju V. Thottam, Jovial B Thottam Thottathil House, Market Road, Muvattupuzha	21.58	8.74	0	0	0	
190	KFDC LTD., Maniyaramkudy PO Cardamom Project,	Regional Manager, K.F.D.C.,Arayakom, Azad Road, Kaloor, Cochin	1443.72	584.50	0	0	0	
191								
192								
193								

194								
195								
		TOTAL						

DETAILS OF REGISTERED PLANTATIONS IN ERNAKULAM DISTRICT

SI.No.	Name & Address of Plantations	Name& address of Owner/Manager	Extent		No. of workers			Remarks
			Area in Acres	Area in Hectares	Male	Female	Total	
1	2	3	4	5	6	7	8	9
1	Sacred Heart Estate, Malippara P.O., Kothamangalam	Manager, Fr. Thomas Vechoor, CB Estate, Kothamangalam	14.33	5.80	1	1	2	
2	St. Joseph Estate, Malippara P.O., Kothamangalam	Manager, Fr. Thomas Vechoor, CB Estate, Kothamangalam	14.10	5.71	1	0	1	
3	Fathima Estate, Malippara P.O., Kothamangalam	Manager, Fr. Thomas Vechoor, CB Estate, Kothamangalam	13.76	5.57	1	1	2	
4	CB Estate, Malippara P.O., Kothamangalam	Manager, Fr. Thomas Vechoor, CB Estate, Kothamangalam	10.57	4.27	1	1	2	
5	Immaculate Heart Estate, Pothukuzhy, Kothamangalam	Vicar, Immaculate Heart Church, Kaithavana, Alappuzha	38.90	15.75	8	0	8	
6	St. Joseph Pastoral Centre Estate, Pothukuzhi, Kothamangalam	Vikar, St. Joseph Pastoral Centre, Aarattuvazhy, Alappuzha	20.93	8.47	0	0	0	
7	St. George Estate, Pothukuzhy, Perumanoor P.O.,	St. George Catholic Church, St. George Street, Alappuzha	59	23.87	4	1	5	

	Kothamangalam							
8	Holy Cross Estate, Pothukuzhy, Nellimattom P.O, Kothamangalam	Vicar, Holycross Forane Church, Pazhavangadi, Alappuzha	65	26.30	15	1	16	
9	Vimalagiri Estate, Pareekanni P.O., Kothamangalam	Procurator, Bishophouse, Kothamangalam, 686691	71.60	0	7	0	7	
10	St. Phelomina Etate (B)	P.A. Paul Tharakan, Ayanatt Parayil House, Thycattussery P.O, Alappuzha	18.53	7.50	0	0	0	
11	St. Phelomina Etate (A), Kuthukuzhy P.O.,	Thankamma Hormese, Acanattparayil (H), Thycattussery PO., Alappuzha	28.41	11.50	0	0	0	
12	Ayanatt Rubber Estate, Kuthukuzhi P.O., Kothamangalam	P.G. Hormes Tharakan Employer, Ayanatt Rubber Estate, Kuthukuzhy P.O., Kothamangalam	59.06	23.91	2	0	2	
13	Paduvapuram Rubber Estate, Nadukkani P.O., Kothamangalam	P.A. Abraham Tharakan, Ayanat Parayil, Muvattupuzha	16.06	6.50	0	0	0	
14	Neroth Plantations PVT. Ltd., Kezhmad, Thottumughom P.O., Aluva	Director, Neroth Plantations Pvt. Ltd., Vazhicherry, Alappuzha	153	61.91	12	0	12	
15	Palamattom Plantations Pvt. Ltd., Kuttampuzha PO, via Kothamangalam	Jose Mathew, Alanickal House, Edappady P.O., Bharananganam, Kottayam	143.32	58	15	1	16	

16	Kallala Estate, Kalady Plantations P.O.,	Managing Director, The Plantation Corporation of Kerala Ltd., Muttambalam, Kottayam	5392.80	2182.39	198	198	396	
17	Adirapilly Estate, Kalady Plantations P.O., Manjapra	Managing Director, The Plantation Corporation of Kerala Ltd., Muttambalam, Kottayam	3624.88	1466.94	205	214	419	
TOTAL			9748	3919	476	425	896	

DETAILS OF REGISTERED PLANTATIONS IN THRISSUR DISTRICT

SL.No.	Name & Address of Plantations	Name & address of Owner/Manager	Extent		No. of workers			Remarks
			Area in Acres	Area in Hectares	Male	Female	Total	
1	2	3	4	5	6	7	8	9
1	Malakkapara Tea Estate, Tata Coffee Ltd., Pariyaram P.O	Mr. Kant K James, Sr. Manager, Tata Coffee Limited, Malakipara Tea Estate, (Via) Chalakudy, Thrissur District, Kerala State, Pin – 680 721	1309.06	529.76	374	409	783	
2	Kundai Estate, Palapilly P.O., Thrissur	Manager, Kundai Estate, Harrisons Malayalam Ltd., Willington Island., Cochin	2500.568	1020.64	148	156	304	
3	Moolply Estate, Palapilly P.O., Thrissur	Harrisons Malayalam Ltd., Willington Island., Cochin	1474.37	596.91	102	83	185	
4	Palapilly Estate, Palapilly P.O., Thrissur	Harrisons Malayalam Ltd., Willington Island., Cochin	534.69	216.38	75	105	180	

5	Joonktollee Tea & Industries Ltd., Chemoni Estate, Palapilly P.O., Thrissur	P.N. Ravunni, Chemoni Pudukkad Estate, Palapilly P.O., Thrissur	1518.96	614.70	113	101	214	
6	Joonktollee Tea & Industries Ltd., Pudukkad Estate, Palapilly P.O., Thrissur	P.N. Ravunni, Chemoni Pudukkad Estate, Palapilly P.O., Thrissur	1001.12	405.13	72	64	136	
7	Perumpara Estate (East) Malakiparai P.O	Manager, Perumpara Estate, Malakkaparai P.O.	47.97	19.42	0	0	0	
8	Perumpara Estate (West) Malakiparai P.O	Manager, Perumpara Estate, Malakkaparai P.O.	30.01	12.15	0	0	0	
9	Joe Dale Estate, Pazhayanoor P.O.,	Mini Joseph, Joe Dale Estate, Pazhayanoor	53.11	21.50	0	0	0	
10	Palm Hill Estate, Pazhayanoor P.O.,	Emmanuel Joseph, Manniparambil, Seminar Road, Kanjirapilly P.O., Kottayam	57.11	23.12	0	0	0	
11	Rohini Estate, Pazhayanoor P.O.,	Dominic Joseph, Manniparambil, Kanjirapilly P.O., Kottayam	29.12	11.79	0	0	0	
12	Georgea Estate, Pazhayanoor P.O.,	George Joseph, NoIII, Skyline, Springfield House, Padivattom, Edappally	54.09	21.9	0	0	0	
13	Santa Maria Estate, Pazhayanoor	Emmanuel Thomas, Ramapuram House, Kuriachira, Thrissur, 680 006	102.92	44.50	0	0	0	
14	Pearl Mount Rubber Estate, Thozhupadam P.O., Chelakkara, Thrissur	Dr. Chinnamma John, Pearl Mount Rubber Estate, Thozhupadam PO., Chelambra, Thrissur	17.98	7.28	5	1	6	

15	Castke Brook Rubber Estate, Thozhupadam P.O., Chelakkara, Thrissur	Dr. John Daniel, Castle Brook Rubber Estate, Mannikkat House, Thottumugham PO	36.98	14.97	4	1	5	
16	Vaniampara Rubber Estate, Vaniyampara P.O., Thrissur	K.P.Rajendran, Superintendent, Vaniampara Rubber Estate, Vaniampara P.O., Thrissur - 680652	879	355.71	54	39	93	
17	Mylady Estate, Makakkathara, Thrissur	Smt. Mariamma George, Kuruvinakunnel kalaketty P.O., Kottayam	10.99	4.45	0	0	0	
18	Oasis Estate, Madakkathara	Saritha Abaraham, Kuruvinakunnel, Kalaketty P.O., Kottayam	2.79	1.13	0	0	0	
19	Greens Estate, Makakkathara, Thrissur	Biju Abraham, Kuruvinakunnel Kalaketty PO., Kottayam	6.69	2.71	0	0	0	
20	Sunny Estate, Makakkathara, Thrissur	Abaraham George, Kuruvinakunnel, Kalaketty PO., Kottayam	9.98	4.04	0	0	0	
21	Choice Estate, Kalaketty PO, Kottayam	John K. George, Kuruvinakunnel, Kalaketty PO., Kottayam	12.72	5.15	0	0	0	
22	Rocky Estate, Madakkathara, Thrissur	Martin K. George, Kuruvinakunnel, Kalaketty PO., Kottayam	10.99	4.45	0	0	0	
23	Ammati rubber Plantations, Parlikkad, Vadakancherry, Thrissur	VM Xavier, Manage Ammati rubber Plantation, Thrissur	107.32	43.45	0	0	0	
24	Geo Plantations, Thalappilly Pazhayanoor, Thrissur	George babu, Kanjirakatthachil, Ruby Lake View W. Enclave, Thykoodam, Vytilla Cochin	9.72	3.94	0	0	0	

25	Mary Ann Plantations, Pazhayanoor, Thalappilly, Thrissur	George Babu, KanjirakattThachil, Ruby Lake View W. Enclave, Thykoodam, Vytilla Cochin	20.23	8.19	0	0	0	
26	Ranimedu Estate, Pazhayanoor, Thalappilly, Thrissur	Rani babu, KanjirakattThachil, Ruby Lake View W. Enclave, Thykoodam, Vytilla Cochin	19.69	7.97	0	0	0	
TOTAL			9862	4006	953	966	1914	

DETAILS OF REGISTERED PLANTATIONS IN PALAKKAD DISTRICT

SI.No.	Name & Address of Plantations	Name& address of Owner/Manager	Extent		No. of workers			Remarks
			Area in Acres	Area in Hectares	Male	Female	Total	
1	2	3	4	5	6	7	8	9
1	Anamalai Rubber Estate, Palakkad	Manager, Anamalais Rubber Estate, Kannambra.P.O.Palakkad	38.7	95.589	2	0	2	
2	Alexandria "A",	Thomas.P.Koshy, Proprietor, Alexandria Estate A Division, Padagiri P.O.,Palakkad.	101.16	249.8652	7	7	14	
3	Alexandria "B",	Koshy Oommen, Manager & MD,Palachirakkal, Kangeri, Chennithala South, Alapuzha	41.4	102.258	1	1	2	
4	Attappady Co.Op. Farming Society, Agali	The Secretary, ACFS, Agali	993	2452.71	121	288	409	

5	Bhavani Tea Estate, Siruvani	Prasad Oomman, The Bhavani Tea & Produce co., RS Puram, Coimbatore	457.78	1130.71 66	214	245	459
6	Brook Land Estate, Padagiri	Babu Abraham, Mg.Partner, Brookland Estate, Padagiri, Nelliyampathy	96.02	237.169 4	4	8	12
7	Vee Kay Tea Company Pvt. Ltd, Chandramala Estate, Nelliyampathy	Shabera Rashid, MD, Vee Kay Tea Co. (P) Ltd, Indus Avaneue, Kallai Road, Kozhikode	307.68	759.969 6	113	147	260
8	Dwaraka Plantations, Panniyankara	Dominic Mathew, Mg.Partner,Unity Enclave, Kottayam	126.67	312.874 9	18	0	18
9	Dam View Plantation Malampuzha	Alex Joseph, Edayadi House, Kannadi (PO)	24	59.28	2	2	4
10	Devi Plantation, Mangode	Praveen.T.C., Thattamparambil House, Poomkunnam, Thrissur	12	29.64	0	8	8
11	Elak Estate(Mercy)	Mercy Joy, Mukkada house, VJT Enclave, Marad, Ernakulam.	6.07	14.9929	5	0	5
12	Gem Plantation, Mangode	Chandrakumar, Thottaparambil, Punkunnam, Thrissur	25	61.75	1	10	11
13	Green Acres Estate, Seethargundu, Nelliyampathy	Sidhique.A.V. Green Acres Estate, Seethargundu, Nelliyampathy	244.47	603.840 9	15	15	30
14	Hill top plantation, Malampuzha	Johny Joseph, Edayadi House, Kannadi, Palakkad	12	29.64	4	0	4
15	Janasree Estate, Karimba	V.K.Korah, Vazhakkala Rubbers, K.K.Road, Kottayam		0	0	0	0
16	Kailas "A" Nelliyampathy	P.D.Paul, Kailas Estate, Nelliyampathy	4.2	10.374	0	0	0

17	Kailas "A1" Nelliyampathy	Prema Sebastian, Parakka House, Bennatt Road, Thrissur	4.5	11.115	0	0	0
18	Kailas "B" Nelliyampathy	No of Owners 6	6	14.82	0	0	0
19	Kailas "C" Nelliyampathy	Tessy Joseph, Parakka House, Bennet Road, Thrissur	6	14.82	0	0	0
20	Kailas "D" Nelliyampathy	Lissy Goeroge, Parakka House, Bethail Lane, Mission Quarters, Thrissur	5	12.35	0	0	0
21	Kairali Estate, Padagiri	Mohan Guptha, Prop. Kairali Estate & Exports (P) Ltd, Padagiri	233.6	576.992	8	11	19
22	Karappara Estate.A, Padagiri	Dr.P.U. Majeed, Mg.Director, Hiba Anexe,, Karungarappilly, Kollam	194.33	479.995 1	4	8	12
23	K.F.D.C. Pakuthipalam, Nelliyampathy.	The Divisional Manager, KFDC Ltd, Thrissur Division	105.88	261.523 6	7	7	14
24	K.F.D.C. Pothumala, Nelliyampathy.	The Divisional Manager, KFDC Ltd, Thrissur Division	91.18	225.214 6	6	7	13
25	K.F.D.C. Meeraflores, Nelliyampathy.	The Divisional Manager, KFDC Ltd, Thrissur Division	197.01	486.614 7	15	17	32
26	K.F.D.C. Rosary, Nelliyampathy.	The Divisional Manager, KFDC Ltd, Thrissur Division	99.7	246.259	1	0	1
27	K.F.D.C. Vettiyl, Anakkal, Malampuzha.	The Divisional Manager, KFDC Ltd, Thrissur Division	59.52	147.014 4	5		5

28	K.F.D.C. Beatrice, Nelliyampathy.	The Divisional Manager, KFDC Ltd, Thrissur Division	99.7	246.259	2	2	4
29	Koravampady Estate, Agali	Krien Thomas, Mg.Director, Kuravanpady Estate, Agali	32.38	79.9786	5	4	9
30	Mukkada Plantations, Anakkal Malampuzha	Dr.George Dominic, Elak Estate, Anakkal (PO)	20	49.4	0	0	0
31	Manimala Plantations, Panniyankara	K.P.Punnen, Mg.Partner, Unity Enclave, Kottayam	45	111.15	3	0	3
32	Mayappara Plantations, Malampuzha	Rony.J.Mukkada, Mayappara Plantation, Anakkal	5.91	14.5977	4	0	4
33	Meera Plantation, Malampuzha	Dr.Roy.A.Mukkada, Prop. Elak Estate, Anakkal	22.7	56.069	5	0	5
34	Manalaroo Estate, Nelliyampathy	Ajith Thomas, Nelliyampathy Tea & Produce Co, Nelliyampathy	1032.54	2550.37 38	169	343	512
35	Nelliyampathy Plantations, Minnampara Estate, Nelliyampathy.	E.L.Thomas, Managing Director, Nelliyampathy Plantations, Minnampara Estate, Nelliyampathy.	81	200.07	3	6	9
36	Mannarkkad Rubber Estate, Mannarkkad	K.P.M.Unnikammu, S/o. Moideenkutty,Mill House, Mannarkkad	155.3	383.591	50	26	76
37	N.S.,S.Estate, Edathanattukara	Superintendent, NSS Estate, Edathanattukara	160	395.2	13	15	28
38	N.S.,S.Estate, Nellipathy	Secretary, NSS, Changanassery	170.81	421.900 7	3	3	6
39	Oriental Estate, Padagiri	Philp C Jacob, Oopputtil Building, K.K.Road, Kottayam	204.1	504.127	30	24	54

40	Pullala Estate, Padagiri, Nelliyampathy	P D Poul, S/o.P.P.Sebastian, Pullala Estate, Padagiri (PO) Nelliyampathy	40	98.8	5	5	10	
41	Poothundu Estate, Padagiri	John George, Madathilakkal House, Factory Ward, Alapuzha	140.48	346.985 6	13	12	25	
42	Poabs Estate(P) Ltd, Seethargundu	Joseph Jacob.M.D,Panachoriyil House, Thiruvalla, PTA	337	832.39	147	156	303	
43	Riverside Plantation, Malampuzha	Sebastian Varghese, Edayadi House, Kottayam	80.97	199.995 9	14	0	14	
44	Ravivarma Estate, Nelliyampathy	Managing Partner, Ravivarma Estate, Bhanu Bhavan, Thirupur.	54.07	133.552 9	5	4	9	
45	Rajakkad Estate, Padagiri	Davis Mannal, M.D., The Rajakkad Estate (P) Ltd, Padagiri.	88	217.36	3	6	9	
46	Sooryapara Planting & Trading, Padagiri	Jommy Xavier, Kodakasseriyl House, Kottayam	89.07	220.002 9	5	7	12	
47	T.D.Plantation, Anakkal, Malampuzha	Dominic Thomas, Elak Estate, Anakkal	24.29	59.9963	5	0	5	
48	United Plantations, Malampuzha	Roji.J.Mukkada, Elak Estate, Anakkal	15	37.05	1	0	1	
49	Velakkapetta Plantation, Malampuzha	George Joseph, Edayadi, Kannadi (PO)	33.6	82.992	0	6	6	
50	Venus Estate, Padagiri	Yasmeen Stiphaneos, Oopputtill Building, K.K.Road, Kottayam	13.2	32.604	1	1	2	
51	Walliawaram Plantation, Padagiri	Jommy Xavier, Kodakasseriyl House, Kodimatha (PO) Kottayam	95.14	234.995 8	5	6	11	

52	Govt. Orange & Veg. Farm, Nelliampathy	The Superintendent, Govt. Orange & Vegetable Farm, Nelliampathy	85	209.95	92	58	150	
		TOTAL	4132.18	16351.7811	1142	684	2609	

DETAILS OF REGISTERED PLANTATIONS IN MALAPPURAM DISTRICT

Sl.No.	Name & Address of Plantations	Name & address of Owner/Manager	Extent		No. of workers			Remarks
			Area in Acres	Area in Hectares	Male	Female	Total	
1	2	3	4	5	6	7	8	9
1	Gokul Rubber & Tea Plantations Ltd, P B No 80, Perinthalmanna P O Malappuram-679322	Gokul Rubber & Tea Plantations Ltd, P B No 80, Perinthalmanna P O Malappuram-679322		60.70 Hectre	6	1	7	
2	Balanoor Plantations & Industries Ltd, P B No 79, Perinthalmanna PO, Malappuram - 679332	Balanoor Plantations & Industries Ltd, P B No 79, Perinthalmanna PO, Malappuram - 679332		182.11	4	14	18	
3	Pandallur Plantations (P) Ltd, P B No 85, Perinthalmanna P O, Malappuram Dt-679322	Pandallur Plantations (P) Ltd, P B No 85, Perinthalmanna P O, Malappuram Dt-679322		119.23 Hec	8	7	15	
4	Badra Estates & Industries Ltd, P B No 83, Peringhalmanna PO, Malappuram -679322	Badra Estates & Industries Ltd, P B No 83, Peringhalmanna PO, Malappuram -679322		79.81 Hec	4	6	10	
5	Aspinwall & Company LTd, Plantation Division, Pullangode Estate	Aspinwall & Company LTd, Plantation Division, Pullangode Estate		896.93 HeC	242	142	384	
6	Sultana Estate, Kerala Estate P O, Malappuram-676525	Sultana Estate, Kerala Estate P O, Malappuram-676525		329.20 Hec	6	14	20	

7	Kerala Estate A Division, Keralaestate P O, Kalikavu, 676525	Kerala Estate A Division, Keralaestate P O, Kalikavu, 676525		37.285 Hec	2	2	4	
8	Mangad Paduva Rubber Estate, Pullipadam PO, Mampad	Mangad Paduva Rubber Estate, Pullipadam PO, Mampad		46.494	4	4	8	
9	Chemmaram Paduva Rubber Estate, Naduvath P O, wandoor	Chemmaram Paduva Rubber Estate, Naduvath P O, wandoor		25.064 H	6	0	6	
10	Paduva rubber Estate, Pullipadam P O, Mampad	Paduva rubber Estate, Pullipadam P O, Mampad		80 Acre	NOT WORKING			
11	Paduva Nagar rubber Estate, Chemmaram, Naduvath P O,	Paduva Nagar rubber Estate, Chemmaram, Naduvath P O,		60 Acre	6	0	6	
12	Kerala Estate C No II Division, Keralaestate P O, Kalikavu, 676525	Kerala Estate C No II Division, Keralaestate P O, Kalikavu, 676525		257.79 Acre	0	0	0	
13	Kerala Estate C No I Division, Keralaestate P O, Kalikavu, 676526	Kerala Estate C No I Division, Keralaestate P O, Kalikavu, 676526		146.34 Acre	1	0	1	
14	Kerala Estate A2 Division, Keralaestate P O, Kalikavu, 676527	Kerala Estate A2 Division, Keralaestate P O, Kalikavu, 676527		92.12 Acre	4	2	6	
15	Plantation Corporation Of Kerala, Nilambur Estate,	Plantation Corporation Of Kerala, Nilambur Estate,		46358 H	38	40	78	
16	Kerala Estate A1 Div, Kerala Estate PO, Kalikavu, Malappuram- 676525	Kerala Estate A1 Div, Kerala Estate PO, Kalikavu, Malappuram- 676525		37.285 H	1	0	1	
17	Maratt Privat Limited, Mampad Po, Malappuram -676542	Maratt Privat Limited, Mampad Po, Malappuram - 676542		6.75 H	0	0	0	

18	Chulliod Estate, ThuvorPO,	Chulliod Estate, ThuvorPO,		28 H, 33.35Are	4	0	4	
19	Thomson Plantation, Thuvor	Thomson Plantation, Thuvor		17 Hec 91 Are	3	0	3	
20	M/s Madhumala Estate,ISSAC Peter, Wandoor	M/s Madhumala Estate,ISSAC Peter, Wandoor		6.073	1	0	1	
21	Wandoor Estate,Mary Issac Peter, Wandoor	Wandoor Estate,Mary Issac Peter, Wandoor		6.073	1	0	1	
22	M/s Madhumala Estate,Ritty Peter, Wandoor	M/s Madhumala Estate,Ritty Peter, Wandoor		4.858	1	0	1	
23	M/s Madhumala Estate, Peter Issac, Wandoor	M/s Madhumala Estate, Peter Issac, Wandoor		5.206	1	0	1	
24	Nadukkunnu Estate (Pee Vees Plantations, P V Abdul Vahab), Edivanna P O, Nilambur, Malappuram	Nadukkunnu Estate (Pee Vees Plantations, P V Abdul Vahab), Edivanna P O, Nilambur, Malappuram		29.50 Acre	Slaug hter Perio d			
25	Nadukkunnu Estate (Pee Vees Plantations, K A Jasmine Vahab), Edivanna P O, Nilambur, Malappuram	Nadukkunnu Estate (Pee Vees Plantations, K A Jasmine Vahab), Edivanna P O, Nilambur, Malappuram		29.50 Acre	Slaug hter Perio d			
26	Nadukkunnu Estate (Pee Vees Plantations, P V Ali Mubarak), Edivanna P O, Nilambur, Malappuram	Nadukkunnu Estate (Pee Vees Plantations, P V Ali Mubarak), Edivanna P O, Nilambur, Malappuram		22.09 Acre	Slaug hter Perio d			
27	Nadukkunnu Estate (Pee Vees Plantations, P V Muhammed Muneer), Edivanna P O, Nilambur,	Nadukkunnu Estate (Pee Vees Plantations, P V Muhammed Muneer), Edivanna P O, Nilambur,		29.36 Acre	Slaug hter Perio d			

	Malappuram	Malappuram						
28	Arthalla Estate, Karuvarakkundu, Kerala Estate P O	Arthalla Estate, Karuvarakkundu, Kerala Estate P O		8.5	3	0	3	
29	Arthalla Estate, Karuvarakkundu, Kerala Estate P O	Arthalla Estate, Karuvarakkundu, Kerala Estate P O		8.5	1	0	1	
30	Arthalla Estate, Karuvarakkundu, Kerala Estate P O	Arthalla Estate, Karuvarakkundu, Kerala Estate P O		8.5	2	0	2	
31	Arthalla Estate, Karuvarakkundu, Kerala Estate P O	Arthalla Estate, Karuvarakkundu, Kerala Estate P O		8.5	1	0	1	
32	Arthalla Estate, Karuvarakkundu, Kerala Estate P O	Arthalla Estate, Karuvarakkundu, Kerala Estate P O		8.5	5	0	5	
33	Arthalla Estate, Karuvarakkundu, Kerala Estate P O	Arthalla Estate, Karuvarakkundu, Kerala Estate P O		8.5	1	0	1	
34	Arthalla Estate, Karuvarakkundu, Kerala Estate P O	Arthalla Estate, Karuvarakkundu, Kerala Estate P O		8.5	1	0	1	
35	Arthalla Estate, Karuvarakkundu, Kerala Estate P O	Arthalla Estate, Karuvarakkundu, Kerala Estate P O		8.5	2	0	2	
36	Arthalla Estate, Karuvarakkundu, Kerala Estate P O	Arthalla Estate, Karuvarakkundu, Kerala Estate P O		8.5	1	0	1	
37	Arthalla Estate, Karuvarakkundu, Kerala Estate P O	Arthalla Estate, Karuvarakkundu, Kerala Estate P O		8.5	2	0	2	

38	Arthalla Estate, Karuvarakkundu, Kerala Estate P O	Arthalla Estate, Karuvarakkundu, Kerala Estate P O		8.5	1	1	1	
39	Arthalla Estate, Karuvarakkundu, Kerala Estate P O	Arthalla Estate, Karuvarakkundu, Kerala Estate P O		8.5	1	0	1	
40	Arthalla Estate, Karuvarakkundu, Kerala Estate P O	Arthalla Estate, Karuvarakkundu, Kerala Estate P O		8.5	2	0	2	
41	Arthalla Estate, Karuvarakkundu, Kerala Estate P O	Arthalla Estate, Karuvarakkundu, Kerala Estate P O		8.5	1	0	1	
42	Arthalla Estate, Karuvarakkundu, Kerala Estate P O	Arthalla Estate, Karuvarakkundu, Kerala Estate P O		8.5	1	0	1	
43	Arthalla Estate, Karuvarakkundu, Kerala Estate P O	Arthalla Estate, Karuvarakkundu, Kerala Estate P O		8.5	3	0	3	
44	Arthalla Estate, Karuvarakkundu, Kerala Estate P O	Arthalla Estate, Karuvarakkundu, Kerala Estate P O		8.5	3	0	3	
45	Arthalla Estate, Karuvarakkundu, Kerala Estate P O	Arthalla Estate, Karuvarakkundu, Kerala Estate P O		8.5	2	0	2	
46	Arthalla Estate, Karuvarakkundu, Kerala Estate P O	Arthalla Estate, Karuvarakkundu, Kerala Estate P O		8.5	2	0	2	

47	Arthalla Estate, Karuvarakkundu, Kerala Estate P O	Arthalla Estate, Karuvarakkundu, Kerala Estate P O		8.5	2	0	2	
48	Arthalla Estate, Karuvarakkundu, Kerala Estate P O	Arthalla Estate, Karuvarakkundu, Kerala Estate P O		8.5	1	0	1	
49	Arthalla Estate, Karuvarakkundu, Kerala Estate P O	Arthalla Estate, Karuvarakkundu, Kerala Estate P O		8.5	2	0	2	
50	Aryad Estate (p) Ltd, Edivenna P ONilambur, Malappuram	Aryad Estate (p) Ltd, Edivenna P ONilambur, Malappuram		20.23	8	4	12	
51	Rajah Estate, Thazhepalum, Malappuram	Rajah Estate, Thazhepalum, Malappuram		17.28	4	0	4	
52	Rajah Estate (Part), Malappuram	Rajah Estate (Part), Malappuram		2.86	1	0	1	
53	Rajah Estate (Part), Malappuram	Rajah Estate (Part), Malappuram		1.518	1	0	1	
54	Rajah Estate (Part), Malappuram	Rajah Estate (Part), Malappuram		2.866	1	0	1	
55	Rajah Estate (Part), Malappuram	Rajah Estate (Part), Malappuram		2.87	1	0	1	
56	Rajah Estate (Part), Malappuram	Rajah Estate (Part), Malappuram		113.58	6	0	6	
57	Madhumala Estate, Wandoor, Malappuram	Madhumala Estate, Wandoor, Malappuram		4.049	9	4	13	
58	Madhumala Estate, Vellayur, Malappuram	Madhumala Estate, Vellayur, Malappuram		33.53	2	0	2	

59	Madhumala Estate, Vellayur, Malappuram	Madhumala Estate, Vellayur, Malappuram		2.834	1	0	1	
60	Madhumala Estate, Vellayur, Malappuram	Madhumala Estate, Vellayur, Malappuram		2.024	1	0	1	
61	C T Company Estate, Kallunadu P O, KaruvarakkunduMalappu ram	C T Company Estate, Kallunadu P O, KaruvarakkunduMalappura m		5.26	3	0	3	
62	C T Company Estate, Kallunadu P O, KaruvarakkunduMalappu ram	C T Company Estate, Kallunadu P O, KaruvarakkunduMalappura m		5.737	3	0	3	
63	C T Company Estate, Kallunadu P O, KaruvarakkunduMalappu ram	C T Company Estate, Kallunadu P O, KaruvarakkunduMalappura m		8.097	5	0	5	
64	C T Company Estate, Kallunadu P O, KaruvarakkunduMalappu ram	C T Company Estate, Kallunadu P O, KaruvarakkunduMalappura m		5.26	3	0	3	
65	C T Company Estate, Kallunadu P O, KaruvarakkunduMalappu ram	C T Company Estate, Kallunadu P O, KaruvarakkunduMalappura m		3.64	2	0	2	
66	C T Company Estate, Kallunadu P O, KaruvarakkunduMalappu ram	C T Company Estate, Kallunadu P O, KaruvarakkunduMalappura m		3.64	2	0	2	
67	C T Company Estate, Kallunadu P O, KaruvarakkunduMalappu ram	C T Company Estate, Kallunadu P O, KaruvarakkunduMalappura m		4.86	2	0	2	

68	C T Company Estate, Kallunadu P O, KaruvarekkunduMalappu ram	C T Company Estate, Kallunadu P O, KaruvarekkunduMalappura m		5.26	3	0		3
69	C T Company Estate, Kallunadu P O, KaruvarekkunduMalappu ram	C T Company Estate, Kallunadu P O, KaruvarekkunduMalappura m		4.19	2	0		2
70	C T Company Estate, Kallunadu P O, KaruvarekkunduMalappu ram	C T Company Estate, Kallunadu P O, KaruvarekkunduMalappura m		4.45	2	0		2
71	C T Company Estate, Kallunadu P O, KaruvarekkunduMalappu ram	C T Company Estate, Kallunadu P O, KaruvarekkunduMalappura m		5.06	3	0		3
72	C T Company Estate, Kallunadu P O, KaruvarekkunduMalappu ram	C T Company Estate, Kallunadu P O, KaruvarekkunduMalappura m		5.06	3	0		3
73	C T Company Estate, Kallunadu P O, KaruvarekkunduMalappu ram	C T Company Estate, Kallunadu P O, KaruvarekkunduMalappura m		5.06	3	0		3
74	C T Company Estate, Kallunadu P O, KaruvarekkunduMalappu ram	C T Company Estate, Kallunadu P O, KaruvarekkunduMalappura m		5.26	3	0		3
75	C T Company Estate, Kallunadu P O, KaruvarekkunduMalappu ram	C T Company Estate, Kallunadu P O, KaruvarekkunduMalappura m		2.02	1	0		1

76	Nilambur Rubber Co Ltd, Nilambur Rubber Estate, Chungathara PO, Malappuram	Nilambur Rubber Co Ltd, Nilambur Rubber Estate, Chungathara PO, Malappuram		120.71	11	6	17	
77	Cipson Tea Estate, Kerala Estate PO, Malappuram	Cipson Tea Estate, Kerala Estate PO, Malappuram		177.57	0	0	0	
78	Cipson Tea Estate A Div, Kerala Estate PO, Malappuram	Cipson Tea Estate A Div, Kerala Estate PO, Malappuram		NOT WORKI NG	0	0	0	
79	Cipson Tea Estate B Div, Kerala Estate PO, Malappuram	Cipson Tea Estate B Div, Kerala Estate PO, Malappuram		NOT WORKI NG	0	0	0	
80	Cipson Tea Estate C Div, Kerala Estate PO, Malappuram	Cipson Tea Estate C Div, Kerala Estate PO, Malappuram		NOT WORKI NG	0	0	0	
81	Cipson Tea Estate D Div, Kerala Estate PO, Malappuram	Cipson Tea Estate D Div, Kerala Estate PO, Malappuram		NOT WORKI NG	0	0	0	
82	Pioneer rubber Plantations, Akampadam, Malappuram	Pioneer rubber Plantations, Akampadam, Malappuram		0.81	0	0	0	
83	Pioneer rubber Plantations, Akampadam, Malappuram	Pioneer rubber Plantations, Akampadam, Malappuram		3.239	0	0	0	
	Pioneer rubber Plantations, Akampadam, Malappuram	Pioneer rubber Plantations, Akampadam, Malappuram		2.583	0	0	0	

	vee kay Rubber Estate, Malappuram	vee kay Rubber Estate, Malappuram		11.85	9	6	15	
	vee kay Rubber Estate, Malappuram	vee kay Rubber Estate, Malappuram		11.85	9	6	15	
	vee kay Rubber Estate, Malappuram	vee kay Rubber Estate, Malappuram		11.85	9	6	15	
	Sara Estate, Kerala Estate PO, Karuvarakundu	Sara Estate, Kerala Estate PO, Karuvarakundu		4.38	2	0	2	
	Sara Estate, Kerala Estate PO, Karuvarakundu	Sara Estate, Kerala Estate PO, Karuvarakundu		6.41	4	3	7	
	Perumpallil Rubber Estate, Malappuram	Perumpallil Rubber Estate, Malappuram		6.48	2	0	2	
		TOTAL						

DETAILS OF REGISTERED PLANTATIONS IN KOZHIKKODE DISTRICT

Sl.No.	Name & Address of Plantations	Name & address of Owner/Manager	Extent		No. of workers			Remarks
			Area in Acres	Area in Hectares	Male	Female	Total	
1	2	3	4	5	6	7	8	9
1	Thamarapally Rubber Company Limited, Calicut Estate	Thamarapally Rubber Company Limited, Calicut Estate		837.15 Acr	54	34	88	
2	Kilkotagiri & Thirumbadi Plantations Ltd, Thirumbadi Estate, Mukkam	Kilkotagiri & Thirumbadi Plantations Ltd, Thirumbadi Estate, Mukkam		724.03 Hec	221	90	311	
3	Tamaracheri Rubber Estate, Puduppadi	Tamaracheri Rubber Estate, Puduppadi		347.36 Acre	27	14	41	

4	Kalpaka Rubber Plantations, (p) Ltd	Kalpaka Rubber Plantations, (p) Ltd		405.09 Acre	24	24	48	
5	Sajeera Abdulla, Simex Plantation, Kurichakam PO, Calicut	Sajeera Abdulla, Simex Plantation, Kurichakam PO, Calicut		16.75 Acre	3	0	3	
6	Safeera Abdulla, Simex Plantations, Kurichakam PO, Calicut	Safeera Abdulla, Simex Plantations, Kurichakam PO, Calicut		16.60 Acre	3	0	3	
7	Sameera Abdulla, Simex Plantations, Kurichakam PO, Calicut	Sameera Abdulla, Simex Plantations, Kurichakam PO, Calicut		16.46 Acre	3	0	3	
8	T K kunjabdulla , Simex Plantations, Kurichakam PO, Calicut	T K kunjabdulla , Simex Plantations, Kurichakam PO, Calicut		16.95 Acre	3	1	4	
9	Samseera Abdulla, Simex Plantations, Kurichakam PO, Calicut	Samseera Abdulla, Simex Plantations, Kurichakam PO, Calicut		16.76 Acre	3	0	3	
10	Zayad Abdulla, Simex Plantations, Kurichakam PO, Calicut	Zayad Abdulla, Simex Plantations, Kurichakam PO, Calicut		16.76 Acre	4	0	4	
11	P K Ahammed . P K Estate, Thamarassery PO, Kozhikkode	P K Ahammed . P K Estate, Thamarassery PO, Kozhikkode		21 Acre	2	1	3	
12	K E Safiya, P K Estate, Thamarassery PO, Kozhikkode	K E Safiya, P K Estate, Thamarassery PO, Kozhikkode		17.02 Acre	1	1	2	
13	K E Moidu, P K Estate, Thamarassery PO, Kozhikkode	K E Moidu, P K Estate, Thamarassery PO, Kozhikkode		35.68 Acre	2	2	4	
14	K E Faisal, P K Estate, Thamarassery PO, Kozhikkode	K E Faisal, P K Estate, Thamarassery PO, Kozhikkode		26.69 Acre	2	2	4	

15	K E Fathima , P K Estate, Thamarassery PO, Kozhikkode	K E Fathima , P K Estate, Thamarassery PO, Kozhikkode		21 Acre	2	1	3	
16	K E Shanavas , P K Estate, Thamarassery PO, Kozhikkode	K E Shanavas , P K Estate, Thamarassery PO, Kozhikkode		25.61 Acre	2	1	3	
17	Pearl Mount Estate, Kozhikkode	Pearl Mount Estate, Kozhikkode		21 Acre	1	1	2	
18	Green Mount Estate, Kozhikkode	Green Mount Estate, Kozhikkode		51.6 Acre	4	1	5	
19	Rose Mount Estate, Kozhikkode	Rose Mount Estate, Kozhikkode		42 Acre	5	0	5	
20	Blue Mount Estate, Kozhikkode	Blue Mount Estate, Kozhikkode		52 Acre	3	1	4	
21	Mangalappally Estate, Kozhikkode	Mangalappally Estate, Kozhikkode		39 Acre	1	0	1	
22	P.K.PLANTATIONS, Maranchatty, Koompara (PO)	P.K.PLANTATIONS, Maranchatty, Koompara (PO)		13	0	0	0	
23	K.M.M. CHEMBILY RUBBER ESTATE, Puthuppadi PO,Kozhikkode	K.M.M. CHEMBILY RUBBER ESTATE, Puthuppadi PO,Kozhikkode		30 Acre	1	1	2	
24	Plantation Corporation of Kerala Ltd. Perambra Estate,	Plantation Corporation of Kerala Ltd. Perambra Estate,		943 H	105	114	219	

25	Manimala Plantations, Velom	Manimala Plantations, Velom		NOT WORKING	Confiscate to Govt			
26	Manimala Plantations, Velom	Manimala Plantations, Velom		NOT WORKING	Confiscate to Govt			
27	Manimala Plantations, Velom	Manimala Plantations, Velom		NOT WORKING	Confiscate to Govt			
28	Ayaniyambad Estate, A K Plantations, Koombara	Ayaniyambad Estate, A K Plantations, Koombara		27.65	2	1		3
29	Ayaniyambad Estate, KMA Estates, Koombara	Ayaniyambad Estate, KMA Estates, Koombara		20.64	0	0		0
30	Poonoor Estate, Thamarassery, Kozhiokkode	Poonoor Estate, Thamarassery, Kozhiokkode		NOT WORKING	0	0		0
31	Alice Estate, Mokkam Po, Kozhikkode	Alice Estate, Mokkam Po, Kozhikkode		16.74	2	0		2
32	Alice Estate, Mokkam Po, Kozhikkode	Alice Estate, Mokkam Po, Kozhikkode		16.4	2	0		2
33	Alice Estate, Mokkam Po, Kozhikkode	Alice Estate, Mokkam Po, Kozhikkode		16.64	2	0		2
34	Amalgamated Malabar Estate, Puthuppadi, Kozhikkode	Amalgamated Malabar Estate, Puthuppadi, Kozhikkode		102.39	0	0		0
35	Combian Cardamom Estate, Koilandy, Kozhokkode	Combian Cardamom Estate, Koilandy, Kozhokkode		40.47	0	0		0

36	Venchery Estate, Koypathodi, Kozhikkode	Venchery Estate, Koypathodi, Kozhikkode		5	12	3	15	
37	Manassery Estate, Mukkam Po, Kozhikkode	Manassery Estate, Mukkam Po, Kozhikkode		14.94	8	6	14	
38	St. Mathews Estate, Kunduthode, Kozhikkode	St. Mathews Estate, Kunduthode, Kozhikkode		24.28	1	0	1	
39	Beppur Estate, Thamarassery,	Beppur Estate, Thamarassery,		52.632	2	1	3	
40	Zubaida Plantations, Kaithapoyil, Kozhikkode	Zubaida Plantations, Kaithapoyil, Kozhikkode		10.01	3	0	3	
41	Jameela Rubber Plantations, Konappa	Jameela Rubber Plantations, Konappa		5	1	0	1	
	Total							

DETAILS OF REGISTERED PLANTATIONS IN WAYANAD DISTRICT

Sl.No.	Name & Address of Plantations	Name & address of Owner/Manager	Extent		No. of workers			Remarks
			Area in Acres	Area in Hectares	Male	Female	Total	
1	2	3	4	5	6	7	8	9
1	A.K.K.COFFEE ESTATE,PERIYA,PERIYA P.O,670644	A.K.Kadarkutty,proprietor, pallicom bangalw,Thalaserry	88		5	4	9	
2	A.K.TEA ESTATE ,VARAYAL P.O,THALAPUZHA,6706 44	A.K.Kadarkutty,proprietor, pallicom bangalw,Thalaserry	81		0	3	12	

3	ASHIYANA GREENS ESTATE, VARAYAL	P.K.Shameem,managing partner,ASHIYANA CONTTONMENT,KANNUR-1,		89.75	1	5	6	
4	PARISONS ESTATES AND INDUSTRIES PVT LTD.CHERAKKARA ESTATE,CHERAKKARA,T HALAPUZHA VIA 670644	N.K.MUHAMMED ALI,Managing director,Parison estate&industries pvt.ltd,Cherrooti road,Calicut,673032		332	115	252	367	
5	PARISON ESTATE AND INDUSTRIES PVT.LTD,JESSIE ESTATE,PILAKAVU.P.O6 70645	N.K.MUHAMMED ALI,Managing director,Parison estate&industries pvt.ltd,Cherrooti road,Calicut,673032		211/25	49	122	171	
6	PARISON ESTATE AND INDUSTRIES PVT LTD,TATAMALA ESTATE P.O.,TATAMALA,VELLA MUNDA.VIA	N.K.MUHAMMED ALI,Managing director,Parison estate&industries pvt.ltd,Cherrooti road,Calicut,673032		210/5	64	125	189	
7	PARISON ESTATE &INDUSTRIES PVT LTD,THALAPUZHA ESTATE,THALAPUZHA.P .O,670644	N.K.MUHAMMED ALI,Managing director,Parison estate&industries pvt.ltd,Cherrooti road,Calicut,673032		357	118	268	387	
8	BARGIRI "A"ESTATE,THOLPETTY. P.O670646	LEENAS BICHAS AND THREE OTHERS,ELRECRESO,EASTN ADAKAVU,CALICUT	97.14		3	2	5	
9	BARGIRI "B"ESTATE,THOLPETTY 670646	AMINA ABDUL SAMAD,EL- RECRESO,EAST NADAKAVU,CALICUT	97.14		3	6	9	

10	BARGIRI 'C'ESTATE, THOLPETTY,670646	LEENAS BICHAS AND THREE OTHERS,ELRECREO,EASTN ADAKAVU,CALICUT	97.14		5	3	8	
11	BISON FIELD ESTATE,'X'DIVISON,KAR TIKULAM	N.MAMMOOTY, SAJITHA MANZIL,KELLUR,KOMMAY AD,N.WAYAND	25.16		1	3	4	
12	BISON FIELD ESTATE 'Y'DIVISON ,KARTIKULAM	V.ASSAINAR,PROPRITER.L UBINA MANZIL,PANAMARAM	25		0	1	1	
13	BISWAS ESTATE ANJUKUNNU.P.O,PANA MARAM	P.P.BISWAS,PROPRITER,BI SWAS ESTATE,ANJUKUNNU P.O,WAYANAD.		7.372	1	2	3	
14	BRAHMAGIRI 'A' ESTATE THIRUNELLY,670646	P.C.BALAKRISHNAN,MANA GER,THIRUNELLY.P.O 670646	227/50		3	0	3	
15	BRAHMAGIRI 'B' ESTATE THOLPETTY,670646	BOTHANVAN INGER,THE LAND,MYSORE-19	478		5	24	29	
16	CALVARY ESTATE, PANAVALLY P.O670646	BROTER,VARGHEES,CALVE RY ESTATE,PANAVALLY		6.11	1		1	
17	KARMAL NIVAS ESTATE,KARTIKULAM	PRSIDENT,KARMAL MNIVAS ESTATE,KARTIKULAM		8.77	1	1	2	
18	CHANDRIKA ESTATE,VILAMBUKAND AM	T.MOHANANAN,VANAJGO TRNA,ECHOME.P.O,WAYA NAD	10		1	0	1	
19	DEVI ESTATE,THOLPETTY.67 0646	N.INDIRA DEVI,PROPRIETOER,DEVI ESTATE,THOLPETTY	23/76		1	1	2	

20	DEVI ESTATE PULINHAL, VELLAMUND VIA MANANTHAVADY	MANAGER,DEVI ESTATE,VELLAMUNDA		5.988	1		1	
21	GLEN LEVAN ESTATE, VARAYAL	GERORGE MATEW,MANAGING DIRECTOR,GLENLEVEN ESTATE,VARAYAL.		49	7	6	13	
22	HARYLAND ESTATE,PERIYA,WAYNA D.670644	P.K.HARRIS,PALLICOOM BUNGLAW,THALASERRY	303		9	24	33	
23	KARMEL NIKETHAN ESTATE,KARTIKULAM	SUNNY KODIAN,PRSIDENT,KARME L NIKETHAN ESTATE, KARTIKULAM		11.33	0	2	2	
24	KARTIKULAM &ALATHUR ESTATE,KARTIKULAM.6 70646	E.J.VANINGEN,PROPRITER, BIRRAL MUNTE,P.B.NO.44,MYSOR E-1	220.19		10	19	29	
25	KERALA FOREST DEVELOPMENT CORPORATION,KAMBA MALA	DIVSIONAL MANAGER, KERALA FOREST DEVELOPMENT CORPORATION LTD, HOUSE NO.V111/408.A,LOVE DALE,PADMA PRABHA ROAD,KALPETTA.673121		100.67	46	66	112	
26	KUTTANAD CARDAMOM LTD,MAKKIYAD. P.O	K.A.MATHEW,DIRECTOR,K UTTANAD CARDAMMOMS LTD,MAKKIYAD,WAYANAD	104		6	1	7	REGI SRAT ION CAN CELL ED
27	KRISHNAGIRI ESTATE,THIRUNELLY P.O	MANAGER,KRISHNAGIRI ESTATE,THIRUNELLI	120		3		3	

28	KUTTY PLANATIONS, KAPPATTUMALA, PERIYA-38	P.K.MUHAMAD',KANNUR	530		3	2	5	
29	LOURDE ESATE,PANAVALLY.670 646	THE MANAGER ,LOURDE ESTATE,PANAVALLY		17/76		1	1	
30	MACKIMALA PLATATION, CHERAKKARA.P.O 670644	K.M.EBRAHIM,M.D, MACKIMALA TEA ESTATE, MACKIMALA,CHERAKKARA .P.O	298.5		3	12	15	
31	MARY MOUNT ESTATE,NIRAVILPUZHA, 670731	FR.SUNNY, MANAGER, MARY MOUNT ESTATE,NIRAVILPUZHA,M ATILAYAM	24		2	3	5	
32	NAGAMANA (AL- JABEELESTATE) THOLPETTY.670646	DR.K.M.MEHBOOB,HAZEE NA MEHBOOB,RIPPLES POOLADKUNNU,ERANHIKK AL P.O,ELATHUR,KKD.673303	91/75		2	9	11	
33	NAZEEEMA ESTATE,PERIYA.670644	P.K.NAZEEMA,PROP.8/40, REDCROSS ROAD,KOZHICODE	255/82		2		2	
34	NIRMALAGIRI ESTATE,NIRVILPUZHA,6 70731	MATHEW STANLY,MANAGER, NIRMALAGIRI ESTATE,NIRAVILPUZHA.67 0731	50		2		2	
35	NIRMALA PLANATION, KARTIKULAM	JOSEPH THOMAS,MANAGER, NIRMALA PLANTATION,KARTIKULAM		18	2	1	3	
36	PADMALAAAYA ESTATE,ANJUKUNNU	M.A.JAYAKUMARI,P.C.PAD MA PRABHA,PADMALAYAM ESTATE, ANJUKUNNE	23.98		2	2	4	

37	PADMA ESTATE, PANAVALLY P.O	THE MANAGER, PADMA ESTATE, PANAVALLY.670646	15		0	2	2	
38	PANT ENTERPRISES ESTATE, THIRUNELLY,670646	M.BALAKRISHNAN, RAMSA DAN, KAINATTY, KALPETTA	133.5		5	4	9	
39	PEEVEES PLANATION ESTATE, THOLPETTY, NA RRIKKAL	MANAGER, PEEVEES PLANATION, THOLPETTY, WAYANAD 670 646	221.45		15	12	27	
40	PERIA PEAK ESTATE, PERIA	ANTONEY GEORGE, MANAGING DIRECTOR, PERIA PEAK ESTATE(P)LTD, PERIYA		35.22	0	17	17	
41	PRAJUAL ESTATE, VELLAMUNDA	PREJUAL BISWAS, C/O. DR. BISWAS, P ALAKUNNU DENTAL CLINIC, MAKKIMALA (PO)		6.277	1		1	
42	PRIYADARSINI TEA ESTATE, PANCHARAKOL LI, P.B.NO29, MANANTH AVADY	MANAGING DIRECTOR, PRIYADARSHINI TEA ESTATE, P.B.NO29, MANAN THAVADY.		149.24	105	254	359	
43	PUTHIYAKOVILAGAM ESTATE, 'A' DIVISION, THI RUNELLI 670646	K.K.SUBRAMANIAN, PUTHIYAKOVILAGAM MADAM, KALLACHI (PO), VA DAKARA	26.35		4	1	5	
44	PUTHIYAKOVILAGAM ESTATE; 'B' DIVISION, THIRUNELLI. P .O, 670646	K.K.SUBRAMANIAN, PUTHIYAKOVILAGAM MADAM, KALLACHI (PO), VA DAKARA	24		1		1	
45	PUTHIYAKOVILAGAM ESTATE 'C' DIVISION, THIRUNELLY	K.K.SUBRAMANIAN, PUTHIYAKOVILAGAM MADAM, KALLACHI (PO), VA DAKARA		9	4	2	6	

46	PUTHIYAKOVILAGAM.' D' DIVISION, ESTATE,THIRUNELLI.67 0646	K.K.SUBRAMANIAN, PUTHIYAKOVILAGAM MADAM,KALLACHI(PO),VA DAKARA		9/714	2	3	5	
47	PUTHIYAKOVILAGAM ESTATE 'E' DIVISION,THIRUNELLY, 670646	K.K.SUBRAMANIAN, PUTHIYAKOVILAGAM MADAM,KALLACHI(PO),VA DAKARA	15-Nov		3	3	6	
48	RAMAGIRI ESTATE,THIRUNELLI.67 0646	MANAGER,RAMAGIRI ESTATE, THIRUNELLI		48.58	1		1	
49	RAMAGIRI ESTATE,VARAYAL.P.O	M.V.SANKARAN,PROPRITE R,MOORKOTHE HOUSE,KANNUR	45		1	2	3	
50	RAZIA GREENS ESTATE,VARAYAL.P.O,6 70644	P.K.SHAMEER,MANAGER,P ARTNER,ASHIYANA CONTONMENT,KANNUR-1		37.8		6	6	
51	SAROJA ESTATE, CHERAKKARA.P.O,THAL APUZHA.670644	MANAGER,SAROJA ESTATE,CHERAKKARA.P.O, MAKKIMALA.670644	530		8	8	16	
52	SIVAGIRI ESTATE,THIRUNELLI.67 0646	P.C.BALAKRISHHHNAN,MAN AGER,SIVAGIRI ESTATE, THIRUNELLI	120		1	2	3	
53	ST.ALIAS ARANYASHARAM,NIRA VILPUZHA,WAYANAD	FR.MATHEW STANLY,MANAGER,NIRMA LAGIRI ESTATE,NIRAVILPUZHA	17		1		1	
54	STAR 'B' ESTATE, THOLPETTY	M.P.AHAMMEDKUTTY HAJI, STAR 'B' ESTATE THOLPETTY		5.668	1	2	3	

55	ST.THOMAS MINOR SEMINARY ESTATE,KARTTIKULAM	FR.THOMAS ,MANAGER, NIRMALA PLANATION,KARTIKULAM		9.7123	1	2	3	
56	THANKAMMA ESTATE, VILAMBUKANDAM,WA YANAD	K.SATHAYAJITH,MANAGER ,THANKAMMA ESTATE,VILAMUKANDAM, ECHOME PO.WAYANAD	17		1	0	1	
57	TRUST PLANATIONS.THOLPET TY,KARTIKULAM VIA670646	SURENDRAN,MANAGER TRUST PLANATION, ASHWATHY (HOUSE),ERANOLLI P.O,THALASEERY	36		2	4	6	
58	VIYANEYBHAVAN ESTATE KARTIKULAM	FR.PAUL MANAKKATTUMUTTAM,MANAGER,WOODLAND ESTATE, KARTIKULAM	19.35		2	1	3	
59	WOODLAND ESTATE ,ANJUKUNNU	P.P.ANOOP.PROPEROTER, WOODLAND ESTATE ,ANJUKUNNU	26.29		2	2	4	
60	WOODLAND ESTATE,KARITKULAM	FR,PAUL MANAKKATTUMATTOM, MANAGER,WOODLAND ESTATE,KARTIKULAM.6706 46	23.75		2	0	2	
61	YAMUNA PLANATION 'A' DIVISION PERIYA	MADAV.T.S.R,PROPRITETR ,,YAMUNA PLANATION,VATTAPOL,PERIYA,P.O 670644	23		1		1	Kerala forest department
62	YAMUNA PLANATION ESTATE 'B' DIVISION PERIYA	PROPRITOR,YAMUNA PLANATION 'B' DIVISION,VATTAPOIL,PERIYA.P.O670644	20		1		1	"
63	YAMUNA PLANATION 'C' ESTATE PERIYA	PROPRETOR,YAMUNA PLANATION 'C' DIVISION,VATTAPOIL,PERI	20		1		1	"

		YA P.O.670644						
64	YAMUNA PLANATION 'D' DIVISION ,PERIYA	PROPRITER,YAMUNA PLANATION 'D' DIVISION,VATTAPOIL,PERI YA P.O.670644	20		1		1	"
65	YAMUNA PLANATION 'E' DIVISION,PERIYA	PROPRIETOR,YAMUNA PLANATION 'E' DIVISION, VATTAPOIL,PERIYA P.O.670644	15		1		1	"
66	YAMUNA PLANATION 'F' DIVISION,PERIYA	PROPRITER, YAMUNA PLANATION 'F' DIVISION, VATTAPOIL, PERIYA P.O.670644	15		1		1	"
67	NEW BRAHMAGIRI 'A'ESTATE,THIRUNELLI, WAYANAD	N.R.MOHAMMED ABDUL MANAF,NERTH HOSSE,MANAYAD P.O,UNNIKULAM,KOZHICO DE	86.62		0	0	0	
68	TECHNOLOGY EVALUATION CENTER,KUZHINILAM (COFFEE BOARD) MANANTHAVADY,WAY ANAD	SENIOR LASION OFFICER,COFFEE BOARD,KUZHINILAM,MAN ANTHAVADY		11.12	2	3	5	
69	FRING FORD ESTATES LIMITED,DOORNO MPV 1069,NAFEESA TOWER,TOWN HALL ROAD MANANTHAVADY	JOY ARAKKAL,WAHANNAN,AR AKKAL HOUSE,VANCHODE.P.O,VE LLAMUNDA,MANANTHAV ADY,WAYANAD		12.24	12	3	15	
70	MANIYANCODE ESTATE	Maniyamcode Estate,Maniyamcode PO, Kalpetta		71.538	10	9	19	

71	ROCKSIDE ESTATE	Rockside PLantatons, Pvt Ltd, Calicut -1		64.028	15	6	21	
72	CHULLIKA ESTATE- THE RAJAGIRI RUBBER & PRODUCE CO. LTD.	Chullika Estate, Meppadi PO, Wayanad.		414.99	240	166	406	
73	POOKOT GIRIJAN COLLECTIVE FARMING CO-OPERATIVE SOCIETY LTD.	PGCFS, Iakkidi PO, Vythiri, Wayanad - 673 576		90	76	34	110	
74	MANDOKARA ESTATE	Mandokara EState, Kariyambodi PO, Wayanad		33.198	8	4	12	
75	PALAKAMOOLA ESTATE	PALAKAMOOLA ESTATE		31.578	10	6	16	
76	GARUDA PLANTATIONS	GARUDA PLANTATIONS		7.951	4		4	
77	GARUDE PLANTATIONS	GARUDE PLANTATIONS		7.854	4		4	
78	GARUDE PLANTATIONS	GARUDE PLANTATIONS		7.829	4		4	
79	SAVIDHA ESTATE	SAVIDHA ESTATE		29.53	5	4	9	
80	VIJAYA CHEENGERI ESTATE	VIJAYA CHEENGERI ESTATE		32.507	12	9	21	
81	VIJAYAPATHIRI PPARA ESTATE			27.919	10	6	16	
82	KRISHNA ESTATE			181.663	19	18	37	

83	VIJAYAMANDIRAM ESTATE			50.591	10	11	21	
84	CHEMBRA ESTATE	Chembra Estate, Chembra PO, Meppadi PO, Wayanad.(Property Belongs to the Bombay High Court, Receiver in suit 954/87 managed by T.P. Muraleedhran & Associates receivers agency chembra estate etc.		269.78	394	337	731	
85	KOLERIE ESTATE	64(Old NO. 25), Govt. Arts College Road, Coimbatore - 18.		192.712	55	18	73	
86	MEENAKSHI VILAS ESTATE	Meppadi PO, Wayanad		112.530 6	60	14	74	
87	VAZHAKALA ESTATES	Kalladi, Puthumala PO, Meppadi		212.25	55	9	64	
88	KUPPAMUDI ESTATE	Sivaradham Trust, Kuppamudi Estate, Kolagappara PO.		160.372	33	32	65	
89	VALLEY ESTATE	Valley EState, Vakeri PO, Sultan Batheri		80.161	18	14	32	
90	SHIVA ESTATE	Siva EState, Kalpetta		3.728	3		3	
91	WAYANAD CARDAMOMS LTD	Wayanad.		108.906	2		2	
92	SEETHA ESTATE	Vythiri, Kalpetta		7.825	3		3	

93	KURCHIAR MALA	Kozhuthan PO, Wayanad. 673 575		192.62	175	81	256	
94	VENGATHODE PLANTATION	Kurichair Mala Planations, Ltd, Pozhuthana PO, Wayanad - 673 575		105.31	50	28	78	
95	REVERSEDALE ESTATE	KurichiarMala Plantations Ltd, Kuzhithana PO, Wayanad - 673 575		88.82	12	9	21	
96	KANAKAMALA ESTATE	Kurichiar Mala Plantations Ltd, Pozhuthana PO, Wayanad - 673 575		128.27	65	50	115	
97	KANCHANAM ESTATE	Pativayal, Vatuvanchal, Wayanad		15.202	4		4	
98	PATIVIAL PLANTATIONS	PATIVIAL PLANTATIONS		52.983	10	5	15	
99	KUSUMAM ESTATE	KUSUMAM ESTATE		54.797	6	5	11	
100	KRISHNANGIRI ESTATE, KALPETTA	KRISHNANGIRI ESTATE, KALPETTA		25.194	13	9	22	
101	PADMA ESTATE	PADMA ESTATE		8.121	5	2	7	
102	MATTAPPARA ESTATE, KALPETTA	MATTAPPARA ESTATE, KALPETTA		29.469	12	10	27	
103	PURAKKADY ESTATE, KALPETTA	PURAKKADY ESTATE, KALPETTA		26.19	8	10	18	
104	PULIYARMALA B ESTATE ,KALPETTA	PULIYARMALA B ESTATE ,KALPETTA		18.593	12	6	18	

105	PULIYARMALA A ESTATE, KALPETTA	PULIYARMALA A ESTATE, KALPETTA		16.734	11	9	20	
106	GOVT. COFFEE PLANTATION, PAMBRA	GOVT. COFFEE PLANTATION, PAMBRA		233	112	88	200	
107	GOVT. COFFEE PLANTATION, CHEEYAMBAM	GOVT. COFFEE PLANTATION, CHEEYAMBAM		100	47	33	80	
108	GOVT. COFFEE PLANTATION, KALLUMALA	GOVT. COFFEE PLANTATION, KALLUMALA		144	68	43	111	
109	SIVA ESTATE, WAYANAD	SIVA ESTATE, WAYANAD		7.085	4		4	
110	VIGNESH ESTATE, WAYANAD	VIGNESH ESTATE, WAYANAD		6.526	5		5	
111	SRI GURUVAYOORAPPAN ESTATE	SRI GURUVAYOORAPPAN ESTATE		6.481	6		6	
112	MURUGAN ESTATE, WAYANAD	MURUGAN ESTATE, WAYANAD		7.453	6		6	
113	SREE KRISHNA ESTATE	SREE KRISHNA ESTATE		35.064	11	8	19	
114	MAHAVIR ESTATE	MAHAVIR ESTATE		57.089	17	8	25	
115	ANANDA ESTATE	ANANDA ESTATE		20.696	6	2	8	
116	SUJATAH ESTATE	SUJATAH ESTATE		24.291	7	4	11	
117	SAROJA ESTATE	SAROJA ESTATE		24.04	6	4	10	
118	NIRMALA ESTATE	NIRMALA ESTATE		24.291	8	6	14	

119	WOODLANDS ESTATE	WOODLANDS ESTATE		103.412	20	17	37	
120	VENGACOTTA ESTATE	Annam Koshi& Abraham George, Toppil Plantations P. Ltd, Thoppil HUse, Vaduvanchal PO, Wayanad		116.599	37	35	72	
121	APRIL GARDENS , KALPETTA	APRIL GARDENS , KALPETTA		5.748	9	8	17	
122	KOTTARAM GARDENS KALPETTA	KOTTARAM GARDENS KALPETTA		6.878	5	2	7	
123	MANGALAM CARP ESTATE	MANGALAM CARP ESTATE		84.21	15	9	24	
124	KANCHANAM ESTATE, VATUVANCHAL	KANCHANAM ESTATE, VATUVANCHAL		14.109	4		4	
125	FATHIMA ESATE, VYTHIRI, KALPETTA	FATHIMA ESATE, VYTHIRI, KALPETTA		10.121	3	1	4	
126	V.K. FARMS, VYTHIRI, WAYANAD	V.K. FARMS, VYTHIRI, WAYANAD		10.121	4		4	
127	POOMULLA ESTATE	POOMULLA ESTATE		12.574	5	2	7	
128	SUGANTHAGIRI CARDAMOM PROJECT	SUGANTHAGIRI CARDAMOM PROJECT		1053	414	348	762	
129	AYSHA PLANTATIONS	Ashique Enterprises, Annihal, Cross Road, Kozhikode		200	52	43	95	
130	VIJAYA PLANTATIONS, VYTHIRI	VIJAYA PLANTATIONS, VYTHIRI		16.489	5	2	7	
131	SAI GARDENS	SAI GARDENS		15.655	4	3	7	

132	SREEPADAM PLANTATIONS	SREEPADAM PLANTATIONS		12.469	7		7	
133	LITTLE WOODS ESTATE, KALPETTA	LITTLE WOODS ESTATE, KALPETTA		15.291	4	3	7	
134	TAPOVAN PLANTATIONS	TAPOVAN PLANTATIONS		13.299	6	1	7	
135	VINAYAKA PLANTATIONS	VINAYAKA PLANTATIONS		15.133	5	2	7	
136	VASANTHAM PLANTATIONS	VASANTHAM PLANTATIONS		14.408	5	2	7	
137	THEKKETHATLLS PLANTATIONS	Thekkethattil, Vakeri PO, Sulthan Batheri		17.408	5	4	9	
138	GREENVALLEY ESTATE	GREENVALLEY ESTATE		26.315	5	4	9	
139	ADEN VALLEY PLANTATIONS	ADEN VALLEY PLANTATIONS		26.315	5	3	8	
140	GANAPATHY ESTATES & INDUSTRIES P. LTD.	GANAPATHY ESTATES & INDUSTRIES P. LTD.		27.867	16	15	31	
141	NS COFFEE PLANTATIONS, KALPETTA	NS COFFEE PLANTATIONS, KALPETTA		9.631	3		3	
142	REGIONAL COFFEE RESEARCH STATION, CHUNDALE	Dpty Director (Research - Regional Coffee Research Station, Coffee Board, Chundale PO,673123		63.979	27	14	41	
143	MAKKUNI ESTATE, KOTTATHARA	MAKKUNI ESTATE, KOTTATHARA		20	5		5	

144	CHAKRADHAR ESTATE	CHAKRADHAR ESTATE		24.408	8	7	15	
145	SREE BALAJI ESTATE	SREE BALAJI ESTATE		9.716	6	2	8	
146	THE KOLARIE (WAYANAD ESTATES PVT. LTD)	THE KOLARIE (WAYANAD ESTATES PVT. LTD)		16.194	9	6	15	
147	VYTHIRI FARM VYTHIRI	VYTHIRI FARM VYTHIRI		20.242	5	4	9	
148	VYTHIRI RESORT VYTHIRI	VYTHIRI RESORT VYTHIRI		10.121			0	
149	KUSUM PVT. ESTATE, VATUVANCHAL	KUSUM PVT. ESTATE, VATUVANCHAL		9.263	3		3	
150	KUSUM (J) ESTATE, VATUVANCHAL	KUSUM (J) ESTATE, VATUVANCHAL		17.457	3		3	
151	KUSUM (R) ESTATE, VATUVANCHAL	KUSUM (R) ESTATE, VATUVANCHAL		17.457	2		2	
152	KANAKAM ESTATE, VATUVANCHAL	KANAKAM ESTATE, VATUVANCHAL		18.117	3		3	
153	VINAYAGA THOTTAM	VINAYAGA THOTTAM		3.34	5		5	
154	GURURAM THOTTAM	GURURAM THOTTAM		6.749	5		5	
155	SAKTHI THOTTAM	SAKTHI THOTTAM		4.725	5	2	7	

156	VASANTHAM THOTTAM	VASANTHAM THOTTAM		3.81	1		1	
157	THALAMAL ESTATE B DIVISION	THALAMAL ESTATE B DIVISION		16.592	15	19	34	
158	AYSHA PLANTATIONS	AYSHA PLANTATIONS		8.092	11	5	16	
159	AGHIU AGRO FOOD INDUSTRIES PVT LTD.	AGHIU AGRO FOOD INDUSTRIES PVT LTD.		2.23	11	8	19	
160	THALAMALA ESTATE (E DIVISION)	THALAMALA ESTATE (E DIVISION)		19.426	25	14	39	
161	THALAMALA ESTATE (C DIVISION)	THALAMALA ESTATE (C DIVISION)		16.598	18	15	33	
162	THALAMALA ESTATE (D DIVISION)	THALAMALA ESTATE (D DIVISION)		19.427	22	18	40	
163	JAYAKUMARI ESTATE	JAYAKUMARI ESTATE		9.9556	8	7	15	
164	MEENAKSHI VIAS ESTATE - II DIVISION	MEENAKSHI VIAS ESTATE - II DIVISION		18.2186	15	10	25	
165	ANOOP ESTATE	ANOOP ESTATE		4.0632	9	6	15	
166	VANARANI PLANTATIONS	VANARANI PLANTATIONS		43.74	9	6	15	
167	ACADEMY FOR ADVANCEMENT RESOURCES & TALENTS PVT. LTD	The Mg. Director - P. Abdulla, S/o Ahammed Kunju, Ainul Zarqa, Athanical West Hill, Calicut.		65.182	8	7	15	

168	SUMANGALAM CARP ESTATES PVT. LTD.	SUMANGALAM CARP ESTATES PVT. LTD.		37.931	8	5	13	
169	NEELAGIRI ESTATE	NEELAGIRI ESTATE		1.972	3		3	
170	NEELAGIRI ESTATE	P.K. House, Elangode PO, Panoor via Kannoor.		2.1525	3		3	
171	NEELAGIRI ESTATE	P.K. House, Elangode PO, Panoor Via Kannoor.		2.664	4		4	
172	NIRUPAMA PLANTATIONS	NIRUPAMA PLANTATIONS		28	12	8	20	
173	MUNAHARA-HAMZA ESTATE	Chaletu, Nellikode PO, Calicut - 16.		5.9856	2		2	
174	MINU MUMTAZ ESTATE	"Chalettu" House, Nellikode PO, Calicut - 16		3.9602	2		2	
175	NAZEERA AZAD ESTATE	Mandayapurath House, Nellikode PO, Calicut - 16.		3.9602	2		2	
176	CHERIYA THAI THOTTATHIL ASHIR ALI ESTATE	"Subi"39/2474A, Chiliarakkan Parambil, Puthiyangadi, Calicut - 5		2.3272	1		1	
177	P.M. MUSTAFA ESTATE	"Subi" 39/2474A, Chaiyarakkan Parambil, Puthiyangadi, Calicut -5		3.3272	1		1	
178	HAIZAL ZABRINA HAMZA ESTATE	"Chalettu HOUse, Nellikkode PO, Calicut - 16		5.982	2		2	
179	ZEBA MOOPAN ESTATE	Mandayappurath HOUse, Nellikode PO< Calicut - 16		3.9602	2		2	
180	ALISHA MOOPPAN ESTATE	Mandayapprathu HOUse, Nellikkode PO, calicut - 16		3.9602	2		2	

		TOTAL						
DETAILS OF REGISTERED PLANTATIONS IN KANNUR DISTRICT								
SI.No.	Name & Address of Plantations	Name& address of Owner/Manager	Extent		No. of workers			Remarks
			Area in Acres	Area in Hectares	Male	Female	Total	
1	2	3	4	5	6	7	8	9
1	CENTRAL STATE FARM.ARALAM, ARALAM FARM P.O.670673	THE DIRECTOR,CENTRAL STATE FARM, ARALAM FARM P.O. KANNUR DT		304	16	15	31	
2	CHRISTUDASI ESTATE, NEDUMPOYIL P.O	THE MOTHER SUPERIOR, CHIRSTUDASI ESTATE, NEDUMPOIL P.O, KANNUR, DT.670650	15		0	0	0	
3	KADAVANAD PLANATIONS, KUTTOOR,MATHAMAN GALAM (VIA), KANNUR DT.670306	FR. PHILIP VELLYAKAVUMKAL,MANAGER, KADAVANAD PLANATIONS,KUTTOR.670306	357		16	16	32	
4	KEEPALLY RUBBER ESTATE, KEEPPALLY.P.O KANNUR	K.L.RAMANATHAN, MANAGING PARTNER, CAMP. WESTERN INDIA COTTONS LTD, PAPPINISESSERY P.O ,KANNUR	600		5	1	6	
5	NAZARATH BHAVAN ESTATE, KUNNOTH.P.O,KANNUR DT	THE MOTER SUPERIOUR,NAZARATH BHAVAN ESTATE, KUNNOTHE, KANNURE.DT		4.0468	2		2	
6	PIONEER ESTATE, POOLAKUTTY, POOLAKUTTY, P.O,	P.C. LAKSHMI,PROPRITER,,VENUPURAM,PONNIAM	COFFE-28	RUBBER -11.38	2	4	6	

	KANNUR DT	WEST,P.O, KANNUR DT						
7	SANMARIYA ESTATE KEEPALY	MANAGER SANMARIYA ESTATE KEEPALY	111.4		2	1	3	
8	PUTUUKAD ESTATE, CHUNDAKUNNU.P.O,C HEMPERI VIA,KANNUR 670632	FR, VARGHEES ALUKKAL, MANAGER, PUTUKKAD ESTATE, CHUNAKUNNU P.O, CHEMPERI VIA ,KANNUR		125.48	15		15	
9	REGIONAL RESARCH STATION ,PADIYOOR	THE DIRECTOR, RUBBER RESRACH INSTITUTE OF INDIA,KOTTAYAM		40	7	15	22	
10	SANTHOME ESTATE, KUNNOTH, KILIYANTHARA.P.O, KANNUR DT 670706	THE MANAGER, SANTHOME ESTATE, KUNNOTH, KILIYANTHARA ,KANNUR DT		55.4674	7	0	7	
11	SAVIO BOYS TOWN ESTATE, KILIYANTHARA,KANNU R	MANAGER,SAVIO BOYS TOWN ESTATE, KUNNATH, KILIYANTHARA P.O,KANNUR670706		8.094	3	1	4	
12	SEMINARY VILLA ESTATE,NEDUMPOYIL,K ANNUR DT	FR,CHACKOCHAN VAZHAKKALA,SEMINARY VILLA ESTATE,NEDUMPOIL		16.19	3	0	3	
13	KARUMUNAYIL ESTATE,PANAPUZHA P.O,MATHAMANGALA M,KANNUR DIST	MATHE PHILIPOSE,KARMUDAYIL,P ANAPUZHA	130.26		4	2	6	
14	K.V. ESTATE,KOMMERI P.O,NEDUMPOYIL,KAN NUR DT	VIJAAYALAKSHMI,W/O LATE SRI VALSARAJ		16.15	2		2	
	TOTAL		130.26	16.15	90	236. 41	147	

DETAILS OF REGISTERED PLANTATIONS IN KASARGOD DISTRICT

SL.No.	Name & Address of Plantations	Name& address of Owner/Manager	Extent		No. of workers			Remarks
			Area in Acres	Area in Hectares	Male	Female	Total	
1	2	3	4	5	6	7	8	9
1	KOTTAMALA ESTATE ,KOTTAMALA P.O,NEELESARAM VIA, KASARKODE DT	Benchamin Varghese,Panampunnayil(house),Kottamala Estate,Kottamala.p.o.kasar kode	231.13		7	2	9	
2	LAKASHMI PRASAD ESTATE,KARUVANKAYAM,NATTAKKAL.P.O,KASARKODE DT	.K.A NARAYANA PODUVAL, PROPRITER,LAKASMI PRASAD ESTATE,HOSPITAL ROAD PAYYANNUR	40		2		2	
3	N.S.S. ESTATE,PANATHADY,CHAMUNDIKUNNU,RAJAPURAM VIA,KASARKODE DT	SUPERINTENDENT,N.S.S.ESTATE,PANATHADY,CHAMUNDIKUNNU P.O,RAJAPURAM VIA,KASARKODE,671532	1250		95	15	110	
4	PRAKASH PLANTATION ,VELLARIKUNDU,VELLARIKUNDE P.O,PARAPPA VIA KASARKODE DT	MANI THOMAS, MANAGING MDIRCTOR,PRAKASH PLANATION,H.O. THOTTAKKAD, KOTTAYAM.686935	168		1		1	
5	PAYYANNUR PLANATION&INDUSTRIES LTD	SR.K KRISHNAN UNNITHIRRI ,MANAGING DIRCTOR,5/270SYNDICATE BUILDING,KARINALLUR	28.05		24		24	

		POST,KANNUR DISTRICT						
6	plantation corporation of ketrala LTD. Kasargode estate	manager plantation corporation of ketrala LTD. Kasargode estate		2065	30	52	82	
	TOTAL		1721.18	2065	165	52	236	

6. DISTRICTWISE ABSTRACT OF REGISTERED PLANTATIONS IN KERALA

Sl.No :	Name of District	Number of Plantations	Area in Acres	Area in Hectares	Number of workers		
					Male	Female	Total
1	Thiruvananthapuram	18	4909.43	1987.62	524	271	795
2	Kollam	36	25823.77	10454.97	2567	2299	4866
3	Pathanamthitta	31	21684.35	8779.09	1710	1397	3107
4	Alappuzha	0	0.00	0.00	0	0	0
5	Kottayam	20	11180.87	4526.67	776	607	1383
6	Idukki	195	122302.91	49515.35	16607	20630	37237
7	Eranakulam	17	8385.56	3394.96	506	333	839
8	Thrissur	26	7897.80	3197.49	1421	1561	2982
9	Malappuram	83	7358.41	2979.11	631	295	926
10	Palakkad	51	16460.94	6664.35	1335	1474	2809
11	Kozhikkode	41	9912.28	4013.07	656	416	1072
12	Wayanad	179	29965.53	12131.79	3607	5290	8897

13	Kannur	14	2717.42	1100.17	84	55	139
14	Kasargode	6	6817.73	2760.21	159	69	228
TOTAL		717	275416.99	111504.86	30583	34697	65280

Data Source:O/O The Inspector of Plantations.

OUR OFFICES				
Sl.No.	Name of Office	Address	Phone No	E Mail
1	Labour Commissionerate	Thozhil Bhavan,PMG, Opposite Vikas Bhavan KSRTC Depot, Thiruvananthapuram-33 Website: www.lc.kerala.gov.in	0471 2783939	lbrcommissioner@gmail.com
2	Regional Joint Labour Commissioner Offices (3)			
	Kollam	Regional Joint Labour Commissioner Office, First Floor, Water Tank Building, Near Civil Station, Kollam 691 013	0474 2792342	rjlcklm@gmail.com
	Ernakulam	Regional Joint Labour Commissioner Office, Civil Station, Kakkanad, Ernakulam 682 030	0484 2422244	rjlcekm@gmail.com
	Kozhikode	Regional Joint Labour Commissioner Office, 2 nd Floor Civil Station, Kozhikkode.	0495 2371578	rjlckkd@gmail.com
3	Chief Inspector of Plantations	Office of the Chief inspector of Plantations, Kottayam	0481 2566672	cipkottayam@gmail.com
4	Deputy labour Commissioner Offices			
1	Thiruvananthapuram.	Office of the Deputy Labour Commissioner & Secretatry, SACLB, Thiruvananthapuram.	0471 2783945	dlctvpm.lc@kerala.gov.in
2	Kollam	Deputy labour Commissioner Office, Civil Station, Kollam.	0474 2792342	rjlcklm@gmail.com
3	Kottayam	Deputy labour Commissioner Office, Civil Station, Kottayam	0481 2564178	dlcktmo1@gmail.com
4	Ernakulam.	Deputy labour Commissioner Office, Civil Station, Ernakulam.	0484 242224	rjlcekm@gmail.com

5	Thrissur	Deputy Labour Commissioner Office, Thrissur	0487 2323845	dlctsr@gmail.com
---	----------	---	-----------------	--

175

Sl.No.	Name of Office	Address	Phone No	E Mail
6	Palakkad	Deputy Labour Commissioner Office, Palakkad.	0491 2505242	dlcpkd.lc@kerala.gov.in
7	Kozhikkode	Deputy Labour Commissioner Office, Kozhikkode.	0495 2371578	rjlckkd@gmail.com
8	Kannur.	Deputy Labour Commissioner Office, Kannur.	0497 2711720	dlckannur@gmail.com
9		Deputy Labour Commissioner Office, National Games, Thiruvananthapuram.		
5	District Labour Offices			
1	Thiruvananthapuram	District Labour Office-Thiruvananthapuram, IIIrd Floor, Thozhil Bhavan, Opposite KSRTC Vikas Bhavan Depot, PMG, Thiruvananthapuram	0471 2783942	dlothiruvananthapuram@kerala.gov.in
2	Kollam	District Labour Office-Kollam, Civil Station Building, Anandeswaram, Civil Station P.O., Kollam.	0474 2794820	dlokimg@gmail.com
3	Pathanamthitta	District Labour Office-Pathanamthitta, Door No XXII/811, Market Road, Pathanamthitta -689 645	0468 2222234	dlopta08@gmail.com
4	Alappuzha	District Labour Office-Alappuzha, SNV Sadanam, Sandanam Ward, Sandanam P.O., Alappuzha.	0477- 2253515	dloalpy@gmail.com
5	Kottayam	District Labour Office-Kottayam, Civil Station Building, Kottayam-2	0481 2564365	dlokottayam@gmail.com

6	Idukki	District Labour Office- Idukki, Varikkath Building, Thodupuzha Municipality VI/200, Kanjiramattom Jn. Thodupuzha East P.O., Idukki 685 585	0486 2222363	districtlabourofficeidukki@gmail.com
7	Ernakulam	District Labour Office- Ernakulam. Civil Station Building, Kakkanad P.O., Ernakulam	0484 2423110	dloenfekm@gmail.com

176

Sl.No.	Name of Office	Address	Phone No	E Mail
8	Palakkad	District Labour Office- Palakkad, Thozhil Bhavan, Civil Station, Palakkadu 678001	0491 2505584	dlopalakkad@yahoo.co.in
9	Thrissur	District Labour Office- Thrisur, Civil Station, Ayyanthole, Thrissur	0487 2360469	dlotsr@gmail.com
10	Malappuram	District Labour Office- Malappuram, Civil Station Building, Downhill P.O., Malappuram 676519	0483 2734814	dlompm2023@gmail.com
11	Kozhikode	District Labour Office- Kozhikkodu, 3rd Floor, Old Block, Civil Station P.O. Kozhikkodu 673 020	0495 2370538	districtlabourofficekozhikode@gmail.com
12	Wayanadu	District Labour Office- Wayanadu, MP/4344,NH-212, Muttill P.O., Kalpetta North, Wayanadu 673122	04936 203905	dlowayanad93@gmail.com
13	Kannur	District Labour Office- Kannur.	0497 2700353	dlokannur123@gmail.com
14	Kasargod	District Labour Office- Kasaragodu, Civil Station E-Block, Vidya nagar, Kasaragodu 671 123	04994 256950	dlokasargod2023@gmail.com
6	Inspector of Plantations Offices			
1	Thiruvananthapuram	Nedumangadu	0472 2802032	plantationofficenedumangadu@gmail.com

2	Pathanamthitta	Inspector of Plantations, Excel Complex, Opposite Dhanalekshmi Bank, College Road, Pathanamthitta- 689 645	0468 2223069	pathanamthittaip@gmail.com
3	Idukki	Inspector of Plantations Peerumede P.O., Peerumede, Idukki	04869 233878	ippeermade@gmail.com
4	Idukki	Vandanmedu	04868 288386	ipvandanmedu@gmail.com
5	Idukki	Inspector of Plantations Munnar P.O., Munnar., Pin. 685 612	04865 232565	ipmunnar@gmail.com
6	Ernakulam	Inspector of Plantations, Aluva	0464 2620284	ipaluva@gmail.com

177

Sl.No.	Name of Office	Address	Phone No	E Mail
7	Palakkad	Inspector of Plantations, Nemmara, Guruvayoorappan Building Ayilur Road, Nemmara, Nemmara P.O. Pin.678 508	0492 3244070	ip.nemmara@gmail.com
8	Malappuram	Inspector of Plantations, Manjeri	0483 2760204	ipmanjeri@gmail.com
9	Wayanadu	Inspector of Plantations , Kalpetta, Meenangadi P.O. Wayanadu-673 591	0493 6248646	ipkalpetta@gmail.com
10	Wayanadu	Inspector of Plantations - Mananthavadi, Mini Civil Station, Mananthavadi.	0493 5241072	ipofficemtdy@gmail.com
11	Kollam	Inspector of Plantations - Pathanapuram, PWD Rest House, 1 st Floor, Pathanapuram P.O., Pin. 689 695	0475 2352551	ipptpm@gmail.com
7	Labour Courts			
1	Kollam	Labour Court- Kollam, Civil Station, Kollam	0474 2794881	labourcourtkollam@gmail.com
2	Ernakulam	Labour Court-Ernakulam , Ernakulam P.O. Pin 682 018	0484 2395354	labourcourtekam@gmail.com

3	Kozhikkode	Labour Court-Kozhikkode, 2 nd Floor, B Block, Civil Station, Kozhikkode- 673 020	0495 2374554	labourcourtkozhikkode@gmail.com
4	Kannur	Labour Court-Kannur,	0497- 2705082	labourcourtkannur@yahoo.in
8	Industrial Tribunal			
1	Kollam	Industrial Tribunal, Water tank Building, Near Civil Station, Kollam 691 013	0474 2792892	itofficekollam@gmail.com
2	Alappuzha	Industrial Tribunal- Alappuzha,CivilStation P.O., Alappuzha 688 001	0477 2252301	italappuzha@gmail.com
3	Idukki (Peerumedu)	Industrial Tribunal-Idukki, Near Civil Station, Peerumedu, Idukki-685 531	04869 233625	itipeermade@gmail.com
4	Palakkad	Industrial Tribunal- Palakkad, Palakkad-678 001.	0491 2556787	iteicourtPKD@yahoo.in
5	Kozhikkode	Industrial Tribunal, 2nd Floor, B Block, Civil Station, Kozhikkode 673 020	0495 2370235	ind.trib.kkd@gmail.com

178

9	Assistant Labour Offices		
Sl.No.	Name of Office and Address	Phone No	E Mail
Thiruvananthapuram (8)			
1	Assistant Labour Office, Thiruvananthapuram I st Circle, Thozhil Bhavan, Vikas Bhavan P.O., Thiruvananthapuram 33	0471 2 783936	alofirstcircle@gmail.com
2	Assistant Labour Office, Thiruvananthapuram 2nd Circle, Kazhakkuttam, Kazhakkuttam P.O., Thiruvananthapuram 695 582	0471 2414546	alocircle2@gmail.com
3	Assistant Labour Office, Thiruvananthapuram 3rd Circle, Thozhil Bhavan Vikas Bhavan P.O., Thiruvananthapuram 33	0471 2783937	alothirdcircle@gmail.com
4	Assistant Labour Office, Varkala, Varkala P.O. Thiruvananthapuram 695 141	0470 2802031	alovkla@gmail.com
5	Assistant Labour Office, BTS road, Attingal, Attingal P.O., Thiruvananthapuram. 695 101	0470 2627790	aloattl@gmail.com

6	Assistant Labour Office,Chirayinkeezhu, Sarkara Road, Valiyakada, Chirayinkeezhu P.O Pin 695 304	0470 2647062	alochkz@gmail.com.
7	Assistant Labour Office, Mini CivilStation, Neyyattinkara P.O.	0471 2220270	alonytkra@gmail.com
8	Assistant Labour Office, Nedumangadu, Revenue Tower, Nedumangadu P.O., Thiruvananthapuram.	0472 2802031	alondmgd@gmail.com
Kollam (9)			
9	Assistant Labour Office, Kollam 1st Circle, Civilstation Building, Civil Station P.O., Kollam.	0474 2795177	aloklm1@gmail.com
10	Assistant Labour Office, Kollam 2 nd Circle, Water Authority Building, Civil Station P.O., Kollam.	0474 2795456	aloklm2@gmail.com
11	Assistant Labour Office,Kundara,Mini Civil Station, Kundara P.O.. Kollam	0474 2523553	alokundara@gmail.com
12	Assistant Labour Office, Kottarakkara, Market Jn. Kottarakkara.	0474 2456160	alokottarakkara@gmail.com
13	Assistant LabourOffice, Punalur, Mini Civil Station, Punalur	0475 2221246	alopnlr@gmail.com
14	Assistant Labour Office, Sasthamcotta,Near Filter House, Poruvazhi P.O., Sasthamcotta, Kollam 690 520.	0476 2837301	aloskta@gmail.com

179

Sl.No.	Name of Office and Address	Phone No	E Mail
15	Assistant Labour Office, Karunagappally,Mini Civil Station, Karunagappally, Kollam.	0476 2624006	aloknply@gmail.com
16	Assistant Labour Office, Paravur, Parayilkavu, Nedungolam P.O.,Paravur	0474 2515070	aloprvrk@gmail.com
17	Assistant Labour Office, Chadayamangalam, Panchayath Shopping Complex, Nilamel P.O. Nilamel	0474 2433472	alochdglm@lc.kerala.gov.in
Pathanamthitta(5)			
18	Assistant Labour Office, Pathanamthitta, Kuttiplakkal Building, Market Road, Pathanamthitta 689 645	0468 2223074	alopathanamthitta@gmail.com
19	Assistant Labour Office, Ranni.Parapparambil Building Near Devi Temple, Thottamon, Ranni P.O., Pathanamthitta. 689672	0473 5223141	aloranni@gmail.com
20	Assistant Labour Office, Thiruvalla,3 rd Floor,Revenue Tower, Thiruvalla,	0469 2700035	alothiruvalla@gmail.com

	Pathanamthitta. 689 101		
21	Assistant Labour Office, Mallappally, Mini Civil Station, Mallappally west P.O., Pathanamthitta 689 585	0469 2847910	alomallappally@gmail.com
22	Assistant Labour Office, Adoor,4th Floor, Revenue Tower, Adoor, Pathanamthitta 691523	0473 4225854	aloadoor@gmail.com.
Alappuzha (11)			
23	Assistant Labour Office,Kayamkulam, 2nd Floor, Mini Civil Station Building, Near KSRTC Bus Station, Kayamkulam.	0479 2441772	alokayamkulam@gmail.com
24	Assistant Labour Office, Mavelikkara, 1st Floor Mini Civil Station Building, Mavelikkara.	0479 2340878	alomavelikkara@gmail.com
25	Assistant Labour Office,Chengannur, 2nd Floor Mini Civil Station Building, Alappuzha. 689 121	0479 2450050	mail2alochnr@gmail.com
26	Assistant Labour Office, Harippad, Aiswarya Building North of Murali Hotel, Harippad	0479 2412380	aloharipad@gmail.com
27	Assistant Labour Office-Mancombu,3rd Floor Mini Civil Station Building, Mancombu,Thekkekkara.	0477 2707890	alomoncompu@gmail.com
28	Assistant Labour Office-Ambalappuzha, West of Kachery Jn.Near Police Station, Ambalappuzha.	0477 2273132	aloambalapuzha@gmail.com
29	Assistant Labour Office,-1st Circle Alappuzha, First Floor, SAS Building, Thondankulangara, (North of Dist. Court & Opp. Thondankulangara Mahadeva Temple), Alappuzha.	0477 2238212	alo1stcircle@gmail.com

180

Sl.No.	Name of Office and Address	Phone No	E Mail
30	Assistant Labour Office, 2nd Circle, Alappuzha,1st Floor, SAS Building Thondankulangara, (North of Dist. Court & Opp. Thondankulangara Mahadeva Temple), Alappuzha.	0477 2238211	alo2ndcircle@gmail.com
31	Assistant Labour Office3rd Circle, Alappuzha,1st Floor, SAS Building Thondankulangara, (North of Dist. Court & Opp. Thondankulangara Mahadeva Temple), Alappuzha.	0477 2230881	alo3rdcircle@gmail.com
32	Assistant Labour Office, Cherthala(North), Mini Civil Station Building, Cherthala, Alappuzha- 688524	0478 2822526	alocherthalasouth@gmail.com

33	Assistant Labour OfficeCherthala(South), Mini Civil Station Building, Cherthala, Alappuzha-688524	0478 2822426	alocherthalanorth@gmail.com
34	Assistant Labour Chengannur, Mini civil station, Chengannur	0479 2450050	mail2alochnr@gmail.com
Kottayam (7)			
35	Assistant Labour Office,1st Circle, Kottayam.Collectorate P.O.,Kottayam-686002	0481 2564364	aloktm@gmail.com
36	Assistant Labour Office,2nd Circle Kottayam, Vellappally Lane, Kottayam 686 001	0481 2303606	kottayamalo@gmail.com
37	Assistant Labour Office,Changanasserry, Revenue Tower Changanassery 686 101	0481 2423430	alochanganacherry01@gmail.com
38	Assistant Labour Office, Puthuppally, Opp. Private Bus Satand, Puthuppally 690 527.	0481 2354619	puthuppallyalo@gmail.com
39	Assistant Labour Office,, Kanjirappally, Mini Civil Station, Kanjirappally 686 507.	0482 8206320	alokply@gmail.com
40	Assistant Labour Office-Palai, Vellingad Building, Market Road, Palai P.O. Kottayam.686 575	0482 2201319	alopala123@gmail.com
41	Assistant Labour Office-Vaikom, Mini Civil Station, Vaikom 686 146	0482 9225933	vaikomalo@gmail.com
Idukki (5)			
42	Assistant Labour Office,Thodupuzha, Mini Civil Station, Thodupuzha P.O., Idukki 685 584	0486 2227898	alotpza@gmail.com
43	Assistant Labour Office-Munnar, Idukki-685 612	0486 5231384	alomunnar@gmail.com
44	Assistant Labour Office-Santhanpara, Idukki 685 619	0486 8247800	alosanthanpara@gmail.com
45	Assistant Labour Office, Nedumkandam P.O. Idukki 685 553	0486 8233550	alondkdm@gmail.com
46	Assistant Labour Office-Peerumedu, Taluk Office Rood, Idukki 685 531.	0486 9233877	aloprmd@gmail.com

181

Sl.No.	Name of Office and Address	Phone No	E Mail
Ernakulam (10)			
47	Assistant Labour Office, Ernakulam 1st Circle, Civil Station, 4 th Floor, Kakkanad, Ernakulam 682 030	0484 2428622	assistantlabour1ekm01@gmail.com
48	Assistant Labour Office,Ernakulam 2 nd Circle, Civil Station, 4 th Floor Kakkanad, Ernakulam 682 030	0484 2428804	assistantlabour2ekm02@gmail.com

49	Assistant Labour Office,Kochi 1 st Circle, Kalvathy Road, Fort Kochi, Ernakulam 682 001.	0484 2215023	alokochi1stcircle@gmail.com
50	Assistant Labour Office, Kochi 2 nd Circle, Kalvathy Road, Fort Kochi, Ernakulam 682 001.	0484 2215024	alokochi2circle@gmail.com
51	Assistant Labour Office, North Paravur, Mini Civil Station, North Paravur, Ernakulam 683 513.	0484 2446880	alonpvr@gmail.com
52	Assistant Labour Office-Aluva, Opp.Fire Station, Aluva, Ernakulam 683 001	0484 2620283	labouofficeraluva@gmail.com
53	Assistant Labour Office-Angamaly, Seenai Centre, Near KSRTC Bus Stand Angamaly, Ernakulam 683 572	0484 2452510	aloangly@gmail.com
54	Assistant Labour Office-Perumbavoor, Mini Civil Station, Perumbavoor, Ernakulam 683 542	0484 2593250	labouofficepbvr@gmail.com
55	Assistant Labour Office-Muvattupuzha, Mini Civil Station, Muvattupuzha, Ernakulam 686 669	0485 2812901	labouofficemvpa@gmail.com
56	Assistant Labour Office- Kothamangalam,Revenue Tower, Kothamangalam, Ernakulam 686 691	0485 2828480	alokothamangalam@gmail.com
Thrissur (9)			
57	Assistant Labour Office- 1st circle Thrissur, Chembookkavu, Thrissur.	0487 2325556	alothrissur1@gmail.com
58	Assistant Labour Office- 2 nd Circle Thrissur, Chembookkavu, Thrissur	0487 2325558	alothrissur2@gmail.com
59	Assistant Labour Office-3 rd Circle Thrissur, Chembookkavu, Thrissur	0487 2325557	alothrissur3@gmail.com
60	Assistant Labour Office-Kunnamkulam, Mini Civil Station, Kunnamkulam, Thrissur	0488 5222220	alokunnamkulam@gmail.com
61	Assistant Labour Office-Chavakkad, Miini Civil Station, Chavakkad, Thrissur.	0487 2500091	alochavakkad@gmail.com
62	Assistant Labour Office-Chalakkudy, Mini Civil Station, Chalakkudy, Thrissur.	0480 2709174	alochalakkudy@gmail.com
63	Assistant Labour Office, -Wadakkanchery, Souhrida Arcade, Wadakkanchery, Thrissur.	0488 4234574	alowadakkanchery@gmail.com
64	Assistant Labour Office-Irinjalakkuda, Mini Civil Station, Irinjalakkuda, Thrissur.	0480 2833776	aloirinjalakkuda@gmail.com
65	Assistant Labour Office-Kodungallur, Mini Civil Station, Kodungallur, Thrissur	0480 2803480	alokodungallur@gmail.com

182

Sl.No.	Name of Office and Address	Phone No	E Mail
Palakkad (10)			

66	Assistant Labour Office- 1st Circle Palakkad, Thiozhil Bhavan, Civil Station, Palakkad 678 001.	0491 2505414	alopkd01@gmail.com
667	Assistant Labour Office- 2nd Circle Palakkad, Thiozhil Bhavan, Civil Station, Palakkad 678 001.	0491 2505434	alopkd02@gmail.com
68	Assistant Labour Office, 3rd Circle Palakkad, Thiozhil Bhavan, Civil Station, Palakkad 678 001.	0491 2505424	alopkd03@gmail.com
69	Assistant Labour Office-Ottappalam, 19 th Mile, Palappuram P O., 679 101	0466 2244184	alootp535@gmail.com
70	Assistant Labour Office-Shornur, Post Govt. Press, Kulappully, Shornur, Palakkad 679 121	0466 2220264	aloshnr@gmail.com
71	Assistant Labour Office-Nenmara, Guruvayurappa Gas Agency Building, Ayirur Road Nenmara, Palakkad 678 508.	0492 3244463	alonma535@gmail.com
72	Assistant Labour Office-Alathur, Fathima Complex, Alathur 678 541.	0492 2223523	alalathur@gmail.com
73	Assistant Labour Office-Kozhinjampara, Panchayath Shopping Complex, Kozhinjampara 678 555.	0492 3273105	alokpra105@gmail.com
74	Assistant Labour Office-Chittur, SBT Building, Hospital Jn. Chittur 678 101.	0492 3222961	aloactr06@gmail.com
75	Assistant Labour Office, Mannarccad, Civilstation, Mannarkkad 678 582	0492 4222379	alomkd0907@gmail.com
Malappuram (7)			
76	Assistant Labour Office-Malappuram, Civil Station Downhill.PO., Malappuram 676 519.	0483 2734811	alofficempm@gmail.com
77	Assistant Labour Office-Nilambur, Nilambur P.O., Malappuram. 679 329	0493 1221871	alonilambur@gmail.com
78	Assistant Labour Office-Perinthalmanna, Mini Civil Station, Perinthalmanna P.O. Malappuram 679 322	0493 3220340	pmnaalo@gmail.com
79	Assistant Labour Office- Kondotty, Kondotty P.O., Malappuram 676101.	0483 2712034	alokondotty@gmail.com
80	Assistant Labour Office- Tirur, Municipal Bus stand Building, Tirur P.O. Malappuram 676 101	0494 2425420	tiruralo@gmail.com
81	Assistant Labour Office- Thirurangadi Mini Civil Station Thiroorangadi, Chemmad P.O., Malappuram 676 306	0494 2464114	alotirurangadi@gmail.com
82	Assistant Labour Office-Ponnani, Mini Civil Station, Ponnani Nagaram P.O., Malappuram 679 583.	0494 2667994	alopni@gmail.com

Sl.No.	Name of Office and Address	Phone No	E Mail
Kozhikkode (7)			
83	Assistant Labour Office-1 st Circle Kozhikkode, 3 rd Floor, C Block, Civil Station, Kozhikkode 673 020	0495 2370019	alokkd1@gmail.com
84	Assistant Labour Office 2 nd Circle Kozhikkode, 3 rd Floor, C Block, Civil Station, Kozhikkode 673 020	0495 2370025	alokkd2@gmail.com
85	Assistant Labour Office-3rd Circle Kozhikkode, 4 th Floor, B Block, Civil Station, Kozhikkode 673 020	0495 2370042	alokkd3@gmail.com
86	Assistant Labour Office-Feroke, Near Koyas NH Road, Feroke, Kozhikkode 673 631	0495 2484825	aloferoke@gmail.com
87	Assistant Labour Office-Koyilandy, Near Krishna Theatre, Koyilandy, Kozhikkode 673 305	0496 2630153	labourkoyilandy@gmail.com
88	Assistant Labour Office-Thamarasserry, Miini Civil Station, Thamarasserry, Kozhikkode 673 573	0496 2515288	alothamarassery@gmail.com
89	Assistant Labour Office-Vatakara, Mini Civil Station, Vatakara, Kozhikkode 673 101	0495 2224731	84 alovatakara@gmail.com
Wayanad (3)			
90	Assistant Labour Office, Kalpetta, Kalpetta P.O., Wayanad.	04936 205711	assilabourkalpetta@yahoo.in
91	Assistant Labour Office-Mananthavady, Mananthavady, Wayanad.	0493 5241072	alomtdy@gmail.com
92	Assistant Labour Office-Sulthan Bathery, Sulthan Bathery P.O., Wayanad.	04936 220522	aloslbt@gmail.com
Kannur (8)			
93	Assistant Labour Office-Kannur 1st Circle, Chandroth Building, Nethaji Road, Kannur 670 001	0497 2713656	alokannur1st@gmail.com
94	Assistant Labour Office-Kannur 2 nd Circle, Chandroth Building, Nethaji Road, Kannur 670 001	0497 2708035	alokannur2nd@gmail.com
95	Assistant Labour Office-Kannur 3 rd Circle, Chandroth Building, Nethaji Road, Kannur 670 001	0497 2708025	alokannur3rd@gmail.com
96	Assistant Labour Office-Thalassery 1 st Circle, Mini Civil Station, Thalassery 670 101.	0490 2324180	alothalassery@gmail.com
97	Assistant Labour Office-Thalassery 2 nd Circle, Palathunkara, Kuthuparambu 670 643, Thalassery.	0490 2363639	alokuthuparamba@gmail.com
98	Assistant Labour Office-Perumba, Payyannur , Kannur 670 307	0498 5205995	alopnr@gmail.com
99	Assistant Labour Office-Thalipparambu Mini Civil Station, Tyhalipparambu 670 142.	0460 2200440	alotpba.taliparamba6@gmail.com
100	Assistant Labour Office-Irity, Nerampokku Road, Irity P.O., Kannur 670 703	0490 2494294	aloirity@gmail.com

Kasargode (2)			
101	Assistant Labour Office-Kasargode, Near Clock Tower, Railway Station Road, Kasargode 671 121	0499 4230850	alokasaragode@gmail.com
102	Assistant Labour Office-Kanjangad	0467 2204602	alokanhangad@gmail.com

7. CONCEPTS AND DEFINITIONS

Strike:- a refusal to work organized by a body of employees as a form of protest, typically in an attempt to gain a concession or concessions from their employer.

Lockout:- A **lockout** is a situation in which employers close a place of work and prevent workers from entering it until the workers accept the employer's new proposals on pay or conditions of work.

Lay off:- Suspension or termination of **employment** (with or without notice) by the employer or management.

Retrenchment:- Retrenchment of employees occurs as a result of termination of permanent employees due to redundancy and early termination of term contract employees due to redundancy.

Data on retrenchment are useful in monitoring the impact of an economic downturn or restructuring on workers and in identifying industries which are re-structuring or ailing.

Closure:- It closing down of a place of employment or means the permanent part thereof.

Industrial Dispute :- “any dispute or difference between employers and employees or between employers and workmen, or between workmen and workmen, which is connected with the employment or non-employment or the terms of employment and conditions of employment of any person”.

Mandays lost:- Total working days **lost** to-date or within a period (usually one year) due to reasons such as accidents, lockouts, or strikes. This figure is computed by multiplying the number of days with the number of affected employees

Labour Turnover :- Recruitment and resignation rates are measures of labour turnover. When job openings are plentiful, resignation and recruitment rates tend to be high, reflecting movement of workers between jobs. Conversely, the rates tend to be low during periods of economic downturn.

Labour Productivity :- Labour productivity relates output to the number of workers employed. Growth in labour productivity is the key to higher living standards as a country can sustain real wage increases without losing competitiveness, only if labour productivity grows.

Labour Cost :- Labour Cost is the cost incurred by employers in the employment of labour. It can be broadly classified into wage and non-wage components. They can be used to assess the impact of labour costs changes on the economy both at the overall level as well as within different industries.

Labour Force :- All persons above a specified age who were employed or unemployed during a short reference period.

Migrant - is any person who is moving or has moved across an international border or within a State away from their habitual place of residence regardless of their legal status; whether it is a voluntary or involuntary movement or what are the causes or length of stay.

- **Refugee** - is someone who has been forced to flee his or her country because of persecution, war, or violence and is unable or unwilling to return due to a well-founded fear of persecution for reasons of race, religion, nationality, political opinion or membership in a particular social group.

- **Labour migration** - is defined as the movement of people from one country/ State to another for the purpose of employment.

Migrant worker – a person who migrates or has migrated to a country/ State of which they are not a residential with a view to being employed other than as own-account worker.

8. SOURCES AND USES OF LABOUR STATISTICS

The term statistics comes from the German “statistic” which referred to the science dealing with facts of a state and derived from the New Latin “statisticus” (“concerning state affairs”) and from the Latin “status” (“state”). Thus, statistics were originally intended for government use and to provide data on the state territory and characteristics. Labour statistics is a body of official statistics which deals with work, productive activities, workers, the characteristics of the labour market and the way it operates. They encompass a wide range of topics and link to many other bodies of official statistics, such as economic statistics, education statistics and health statistics, to name a few. Having timely, valid, reliable, and comparable labour statistics is crucial to inform policy formulation, implementation and evaluation, labour market research and goal setting and monitoring. Such labour statistics can be derived from a number of different types of sources, including population censuses, household surveys and establishment surveys. The quality and meaning of the labour statistics produced depends on the characteristics, strengths and limitations of the source used. To ensure the comparability and robustness of labour statistics, the methodology used to produce them should ideally follow international standards. The production of labour statistics is never a goal in itself, but it is always a means to an end (or more accurately, various ends). The true value of labour statistics lies in the analysis and interpretation made of them, and their ability to support evidence-based decision and policy-making. This guide provides an overview of the main characteristics of labour statistics, their scope and uses. It also describes the types of sources of labour statistics available, as economic statistics, education statistics and health statistics, to name a few. Having timely, valid, reliable, and comparable labour statistics is crucial to inform policy formulation, implementation and evaluation, labour market research and goal setting and monitoring. Such labour

statistics can be derived from a number of different types of sources, including population censuses, household surveys and establishment surveys. The quality and meaning of the labour statistics produced depends on the characteristics, strengths and limitations of the source used. To ensure the comparability and robustness of labour statistics, the methodology used to produce them should ideally follow international standards. The production of labour statistics is never a goal in itself, but it is always a means to an end (or more accurately, various ends). The true value of labour statistics lies in the analysis and interpretation made of them, and their ability to support evidence-based decision and policy-making. This guide provides an overview of the main characteristics of labour statistics, their scope and uses. It also describes the types of sources of labour statistics available, indicating the main advantages and disadvantages of each source, before moving on to introducing the international standards underlying labour statistics. The guide also seeks to demonstrate the importance of labour statistics in terms of their analytical potential. Although the guide is not exhaustive and does not thoroughly describe each possible specific source of labour statistics and every eventual use of labour statistics, it serves as an introductory tool to the field of labour statistics. It is addressed to people wishing to gain a basic understanding of labour statistics so as to apply this in their work or to better grasp labour market developments. This includes researchers, journalists, students of various subjects, data users in general and anyone who is eager to learn about the labour market.

What is labour statistics?

Labour statistics is a very relevant and necessary body of official statistics focusing on the productive activities of workers and eventually deficiencies of the labour market, from many perspectives and covering many dimensions. The following sections explore in detail these main characteristics of labour statistics, namely their place in official statistics, their reference to productive activities, their multidimensional nature, and their scope.

Labour statistics are official statistics

The link between statistics and the government (state) is embedded even in the etymology of the word statistics, that is, their official nature is at the heart of their very definition. This is no different for labour statistics. Official labour statistics are generally produced by the institution in charge of statistics in a country. This is usually a separate agency: the national statistical office or institute, but it could also be a unit of another agency (a related ministry, for instance). In particular for labour statistics, the labour ministry could be in charge of the compilation and dissemination of data where a national statistical office

does not exist or does not have the relevant mandate or resources. The institution in charge of labour statistics should be part of the government so as to ensure the production and dissemination of statistics as a public interest, to inform policy makers as well as the general public, instead of pursuing private interests (as is the case of private companies producing statistics for their own purposes). However, in spite of being part of the government, the institution in charge of statistics should be independent from the government. Full autonomy is necessary to ensure the robustness of the methodologies used and the reliability of the figures, untarnished by political or other concerns.

The national statistical system includes many different bodies of statistics in addition to labour statistics, such as national accounts, industrial production statistics, agricultural statistics, demographic statistics, education statistics, and health statistics. Ideally, all of these bodies of statistics would be linked together and consolidated through the use of consistent methods.

Labour statistics refer to productive activities

Labour statistics refer to the productive activities of workers, and the labour market deficiencies associated with them. Work comprises any activity performed by persons of any sex and age to produce goods or to provide services for use by others or for own use, and labour statistics potentially cover all forms of work. This includes work for pay or profit for use by others (employment), work not for pay or profit for use by others (unpaid trainee work, volunteer work, and other work activities) and work for own final use (own-use production work). The need to produce statistics on forms of work other than employment has been recently recognized officially, with the first definitions for these other forms of work incorporated in the 2013 Resolution concerning statistics of work, employment and labour underutilization. Thus, labour statistics around the world focus mainly on employment (as opposed to other forms of work).

Labour statistics also seek to provide a comprehensive picture of the labour market, informing on both the supply side and the demand side. Statistics on labour supply refer to data on the population (actually or potentially) providing the labour input needed in the economy, that is, data on the employed, the unemployed and persons outside the labour force (which together represent the whole population, or the working-age population in cases where a lower or upper age limit is used), as well as on their specific characteristics (sex, age, economic activity, occupation, educational level, etc.). Statistics on labour demand refer to the users and uses of the labour input, that is, data on the enterprises creating employment, vacancies, jobs, productivity, etc.

Labour statistics are multidimensional

In addition to covering productive activities from various perspectives (labour supply and labour demand, work for pay and profit or not, work for use by others or not), labour statistics also include data on multiple dimensions. The various aspects and issues of the labour market covered by labour statistics span across disciplines such as demography (ratio of working-age-population to total population, ratio of youth to adults, ratio of seniors to adults, etc.), economics (productivity, wages, unemployment, etc.) and social studies (labour market performance according to sex, age, educational level, etc.). Labour statistics are also closely connected to other statistical areas such as statistics on household income and expenditure and the consumer price index, since these allow for the assessment of household living conditions and minimum wage setting, part and parcel of the world of work. Labour statistics also provide tools to study labour markets both at the micro and macro levels. They allow us to investigate and understand decisions, behaviours and labour market performance of individuals and enterprises (microeconomic perspective), as well as the labour market performance of the country as a whole (macroeconomic perspective). Naturally, all of this can (and should) be studied over time, so as to assess fluctuations. The analysis of short-term and long-term trends is another key part of labour statistics. Thus, labour statistics present the variety of measures needed to potentially convey a comprehensive picture of the labour market, covering demographic and socioeconomic aspects, the labour market performance of individuals, businesses and the economy as a whole, the characteristics of labour supply and labour demand, all forms of work and all types of productive activities, and providing the means to study their evolution.

Scope of labour statistics

As stated above, labour statistics focus on a wide range of labour markets issues and their variations over time, which means that the scope of labour statistics is vast. Labour statistics refer both to labour demand and supply. Statistics about labour demand include data on the number and characteristics of enterprises, jobs, and vacancies as well as the costs of hiring. Statistics about labour supply deal with the working-age population, presenting data on its size, structure and characteristics, and more specifically, information on employment, unemployment, and persons outside the labour force. Some of the main characteristics of jobs and employment covered by labour statistics include earnings, working time, economic activity, occupation, status in employment, establishment size, private/public sector, formal/informal sector, social dialogue, occupational injuries, and social security coverage.

Labour statistics and decent work

As discussed in the previous sections, labour statistics cover many different aspects of the world of work, referring to labour supply and demand, and casting light not only on the quantity of employment but also on its quality. Quality of employment pertains to the various dimensions of working conditions, including earnings, working time, status in employment, sector of employment (formal or informal), collective bargaining coverage, and unionization, to name a few. This is closely related to the concept of “decent work” 6, which represents the ideal of enough freely-chosen, quality jobs for all men and women who wish to work. Decent work stands on four main pillars: employment creation, rights at work, social protection coverage and social dialogue, with gender equality underlying all of them, with a view to achieving sustainable, inclusive economic growth, and eliminating poverty. In order to monitor progress made towards the achievement of decent work for all, a Decent Work Indicators Framework was designed, comprising both statistical and legal framework indicators, and covering numerous areas of the world of work.

Labour statistics and the Sustainable Development Goals

Similarly, labour statistics are also embedded in the Sustainable Development Goals (SDGs), primarily (but not solely) through Goal 8 - Promote inclusive and sustainable economic growth, employment and decent work for all. The SDGs are an encompassing tool and action plan designed and adopted by the international community to achieve sustainable development throughout the world by 2030.

In this regard, a global indicator framework has been created to measure progress made towards the accomplishment of the SDGs, comprising over 230 indicators on a wide array of topics, including various labour and decent work indicators.

What are labour statistics for?

Healthy labour markets generating decent and productive employment opportunities are at the heart of the quest for inclusive economic growth and development. Labour statistics are a valuable means to understanding labour markets. They can potentially provide a wealth of information on the way labour markets work, their strengths and shortcomings, and the trends observed and expected. Labour statistics are key for macro-economic monitoring. They inform on the economy’s performance and the impact in terms of employment generation of economic policies. They allow for the

identification of issues within labour markets, and support the formulation and implementation of policies and programmes to promote Decent Work, as well as the evaluation of their subsequent results. They are also the basis for goal setting in terms of labour market performance and for monitoring progress towards the attainment of such goals. Labour statistics play an important role in the communication between policy-makers and decision-makers and the general public, since they promote the understanding of common labour market problems and the actions undertaken to address them, thus also contributing to engagement between the general public and policy-makers. More specifically, labour statistics have a significant part to play in the achievement of decent work for all, by informing on the formulation, implementation and evaluation of policies and programmes for job creation, appropriate working conditions, sound industrial relations, work-life balance, and assistance for vulnerable groups.

How are labour statistics produced?

Labour statistics comprise statistics from a wide range of labour-related topics and can be derived from a variety of sources. The characteristics of the statistical source determine how reliable, comparable and representative labour statistics and labour indicators (summary measures representing labour statistics related to a specific topic) are. Hence, when referring to labour statistics, it is crucial to understand the implications of the type of source used and to keep in mind its methodology and coverage (geographical, population, topics, etc.) of the underlying source. The more traditional sources of labour statistics are population and establishment censuses, and household and establishment surveys, because these are purposely designed to produce statistics. However, a wealth of valuable information can also be derived from sources not initially created for statistical purposes, such as administrative records and big data. In any given country, there are typically various sources of official statistics available. A very developed and integrated system of statistics will involve production of statistics from all the above-mentioned sources (with the exception perhaps of big data, which has not yet been widely incorporated into official statistics). National statistical offices are generally at the core of the national system of official statistics, usually designing and conducting data collection activities for the purpose of producing statistics (censuses and surveys), deriving statistics from information available to other agencies (records kept by other agencies), and coordinating statistical efforts of the various agencies with some statistical capacity. Regarding labour market statistics specifically, the other agencies involved in data production (and often also in dissemination) include labour ministries, social security institutions and employment offices.



Statistics Division, Labour Commissionerate,
Department of Labour & Skills,
Thozhilbhavan, Vikasbhavan P.O, Thiruvananthapuram
www.lc.kerala.gov.in