



GOVERNMENT OF KERALA

LABOUR STATISTICS AT A GLANCE KERALA 2020



Statistical Division, Labour Commissionerate, Thiruvananthapuram

LABOUR STATISTICS AT A GLANCE KERALA 2020



**ISSUED BY
STATISTICAL WING OF THE LABOUR DEPARTMENT,
KERALA, THIRUVANANTHAPURAM.**

PREFACE

The Statistical wing of Labour Department has come up with the **LABOUR STATISTICS AT A GLANCE KERALA 2020** to disseminate comprehensive information on various facets of the labour sector. The Statistics incorporated in it throws light on the industrial relation situation prevailing in the state as well as developments under the social security schemes implemented through different directorates. The publication will be of immense use to policy makers, farmers, researchers, scientists, administrators, trade, industry, statisticians, economists and the general public. I am sure that this new edition will be appreciated for its up-to-date coverage of data on the labour and allied sectors.

Statistical data give a clear vision to formulate policies, projects, monitoring and evaluation. The department acquires a clear vision and reality of Labour in Kerala State through the reports generated from the statistics wing. I express my sincere appreciation efforts taken by the staff of the Research Wing in the Labour Commissioner office Smt. P.PrabhaKumari (Research Officer), Sri. S.Sivakumar (Research Assistant), Smt. Amritha.M (Statistical Assistant Gr.1), and Sri. Shijith Kumar.V (Statistical Assistant Gr.1)

Thiruvananthapuram,

Date, 08.07.2021

Dr.S.Chithra.IAS

Labour Commissioner

CONTENTS

Sl.No.	Topics	Pages
1	A brief Introduction with Functions of the Department	2-10
2	Statistical Wing	11-12
3	Population Parameters	13
4	Geographical Features	14
5	District wise Population, Density and Sex ratio 2011	15-16
6	District wise Distribution of Area and Population (Gender wise)	17-18
7	Literacy Rate in Kerala during 2011	19-20
8	Work Participation Rate 2001 & 2011	21
9	District-wise Distribution of Main workers 2011	22-23
10	District-wise employers in public sector in Kerala for last 5 years	24-25
11	District-wise employers in Private sector in Kerala for last 5 years	26-27
12	Industrial Relations	28-43
13	Administration of Labour Laws	44-46
14	The Trade Union Act, 1926	47-53
15	The Minimum Wages Act, 1948	54-62
16	The Plantation Labour Act, 1951	63-80
17	Kerala Shops and Commercial Establishments Act, 1960	81-85
18	Motor Transport Workers Act, 1961	86-88
19	Report on the Working of the Employees compensation Act,1923	89-90
20	Financial assistance to Laboureres engaged in climbing trees	91
21	List of Public Information Officers and Appellete authority	92
22	Welfare Fund Boards Working under Labour Department	93-121
23	Consumer Price Index	122-130
24	Plantation in Kerala	131-209
25	Our Offices	210-219
26	Concepts, Definitions, Sources and Uses of Labour Statistics	220-227

1. BRIEF INTRODUCTION WITH FUNCTIONS OF THE DEPARTMENT

Foundation of any economy is its workforce and redressal of their grievances is essential for Industrial prosperity and social welfare. But the existence of investor and industrial institutions are also equally important for economic development. Hence the relevance of Labour Department is seen at the inevitable compromise amidst of these two important factors of production. The Labour Department, started functioning on 26th January, 1946.

MISSION

Improving the working conditions and quality of life of workers for providing social security and welfare measures, regulating conditions of work, occupational health and safety of workers, eradicating childlabour from hazardous occupations and processes, strengthening and enforcement of labour laws by creating healthy and cordial industrial relations between the workers and the employers to maintain Industrial peace and promoting skill development and employment services.

VISION

Doing quality inspections under various Labour Laws, ensures welfare of the workers and decent working conditios which leads to improved livelihood of workers and also to ensure Kerala a child labour free state.

The maintenance of industrial peace and harmony by the timely intervention and settlement of industrial disputes between the management of industrial establishments and their workers is the main function of the Labour Department Officials. They are also responsible for the enforcement of the various labour legislations which are designed to confer security of service, ensure better service conditions and promote social security to the workers and the unorganized.

OBJECTIVES

- To establish harmonious relations.
- To ensure minimum wage, guaranteed monetary benefits, due under law, to the workmen.
- To provide safe, healthy and productive work environment and welfare to the workers.
- To ensure social security and service conditions of the workmen.
- To ensure abolition of childlabour and rehabilitation of those.
- To encourage and promote zero accident safe, productive work places.

1.(a). Major Functions of the department

Functions of the State Labour Department can mainly be divided into four: -

I. Industrial Relations

II. Enforcement

III. Quasi-judicial Functions

IV. Welfare Schemes

I. Industrial Relations

Labour Department is instrumental in maintaining cordial industrial relations. Its conciliation machinery consists of the Labour Commissioner, Additional Labour commissioner (IR), Regional Joint Labour commissioners, Deputy Labour Commissioner (HQ), District Labour Officers (General), Deputy Labour Officers and Assistant Labour Officers Gr.I. Industrial disputes are settled mainly through the intervention of the conciliation officers through the process of conciliation. If conciliation fails, the dispute is referred to adjudication by Labour Courts/ Industrial Tribunals. Besides DLO is the conciliation officer of the Kerala Head Load Workers Act, 1978 with powers to settle/decide disputes.

Industrial Relations Committees

The Government of Kerala, under the chairmanship of Labour commissioner, constituted tripartite Industrial Relations Committees for maintaining industrial peace and harmony. The members of the IRC are represented by employers and employees persons having thorough knowledge and experience about the issues. Equal number of representatives from employers and trade union are included in the IRC. The Industrial Relations committees through discussions arrive at decisions on wage revision, bonus, service conditions of the workers of the respective industry etc. Though the decisions / settlements of IRC are not enforceable by law, the settlement / decision taken by the committee are considered as a general agreement in the State as a whole. At present 11 Industrial Relations committees are functioning in the State. They are: - 1. IRC for Toddy Industry 2. Motor Transport Industry. 3. Cashew Industry. 4. Kuttanad Agricultural Sector. 5. Coir Industry. 6. Private Hospital. 7. Supply co. 8. Textile Industry. 9. News Paper Industry. 10. Plantation Labour Committee. 11. LPG. There is also an IRC Board to monitor the functioning of various IRC's in the state.

II. Enforcement of Labour Laws:

Enforcement of the various labour legislations is mainly carried out at the primary level through 100 Assistant Labour Officers (Grade II) and 11 Inspectors of Plantations. The Assistant Labour Officers are controlled and supervised by 11 District Labour Officers (E) in the Districts except in Idukki, Wayanad and Pathanamthitta where District Labour Officers (G) is entrusted with the enforcement functions also. A State Advisory Contract Labour Board has been constituted and functioning in the State for advising the Govt. in the matter of abolition of contract labour.

11 Inspectors of Plantations are functioning under the Chief Inspector of Plantations, an Officer in the cadre of Joint Labour Commissioner, whose headquarters is at Kottayam. The chief Inspector and the 11 Inspectors of Plantations function as a separate Inspectorate for enforcement of Plantations Labour Act, 1951 and other labour laws applicable to Plantations in the State. The Assistant Labour Officers are the notified inspectors under 18 Labour Legislations. The Assistant Labour Officers and the District Labour Officers (E) are supervised and controlled by three Regional Joint Labour Commissioner at Kollam, Ernakulam and Kozhikode. The Additional Labour Commissioner (E) in the office of the Labour Commissioner has overall supervisory control over the enforcement officers in the state. Besides this, the Labour Commissioner and all other officers in the Labour Commissionerate are empowered to carry out the functions of inspectors under all the 18 legislations mentioned above. A District Labour Officer (HQ) in the Office of the Labour Commissioner is functioning under the Additional Labour Commissioner (E) and is entrusted with the supervisory work of enforcement of labour laws at the state level in addition to his statutory powers as the inspector of news paper establishments. For effective functioning of the enforcement wing, the inspections in establishments are streamlined in such a way that the establishments employing 50 to 250 employees are being inspected by the District Labour Officers (E) while establishments employing more than 250 employees are put in charge inspected by the Regional Joint Labour Commissioners. Special inspection squads for Cashew Industry constituted with the co-operation of different departments, like Provident Fund, E.S.I. etc. have played a very significant role in ensuring various benefits payable to the Cashew Workers in the State.

III. Quasi Judicial Functions

All the Deputy Labour Commissioners except Deputy Labour Commissioner (H.Q) are acting as authorities exclusively dealing quasi-judicial functions under the following Labour enactments.

1. Kerala Shops & Commercial Establishments appeal cases.
2. Kerala Payment of Subsistence Allowance Act, 1972.
3. Kerala Casual Temporary and Badli Workers Act, 1989
4. Payment of Gratuity Act, 1972.
5. Maternity Benefit Act, 1961.
6. Head load Workers Act, 1978.

The Deputy Labour Commissioners are functioning as the certifying officers under the Kerala Industrial Employment (Standing Orders) Act, 1946 and Appellate authorities under the Kerala

Head load workers act. The Regional Joint Labour Commissioners are acting as Appellate authorities under Payment of Gratuity Act, Kerala Industrial Employment (Standing Orders) Act, etc. District Labour Officers (G) are the Conciliation officer under the Kerala Head Load Workers Act, ID Act, 1947 and Payment of Bonus Act, 1965 for settling/deciding disputes under the said Acts. District Labour Officer (HQ) is the authority of hearing claim under section 17(1) of Working Journalists and Other Newspaper Employees (Condition Service and Miscellaneous Provision) Act, 1995.

IV. Welfare Schemes.

The Labour Department plays a key role in implementing labour welfare activities. At present there are **16** welfare fund boards functioning under labour department and providing welfare amenities to the concerned sector of labour.

Important Welfare amenities of the Department are,

- (i) Kerala Tree Climbers Welfare Scheme:** Envisaged in the payment of ex-gratia financial assistance to workers in the event of permanent total disablement or to the dependents in the case of death of the worker.
- (ii) Tree Climbers Disability Pension Scheme:** This Pension Scheme was introduced from 01.01.2012 to provide pension to the beneficiaries or the heirs of the deceased workers who have received financial assistance under the Kerala Tree Climbers Welfare Scheme.
- (iii) Ex-gratia/Festival Allowance to the workers of closed Cashew factories.**
- (iv) Unorganized Daily Waged Employees Distress Relief Fund :** This scheme was sanctioned in 2007-08 and implemented through Labour Department to provide financial assistance @ Rs.2000/- to the workers covered under the definition of daily waged workers but not covered under any other welfare schemes, and have sustained injury during the course of employment.
- (v) Kerala unorganized Retired Workers Pension Fund Scheme:** This scheme came into force with effect from 01.08.2008. This scheme is applicable to members who reliant from Kerala Artisans and Skilled workers Welfare Fund Scheme on attaining the age as 60yrs and got continuous membership of 10 yrs in the said scheme.
- (vi) Rashtriya Swasthya Bhima Yojana (RSBY) :** RSBY is a welfare scheme formulated by Government of India under the Unorganized Workers Social Security Act, 2008 to provide quality medical services to those in the BPL category through Government and private sector hospitals. During the year 2019-20 an amount of Rs.9700 lakhs provided, since the scheme merged with AB-PMJJY/KASP and the fund fully resumed to Government.

(vii) Comprehensive Health Insurance Scheme (CHIS and CHIS PLUS): Comprehensive Health Insurance Scheme (CHIS) extends to all families other than the BPL families (absolute poor) as per the guidelines which was framed by erstwhile Planning Commission for those coming under the RSBY. The non -RSBY population is divided in to two categories: (a) those belonging to the BPL (poor) list of the State Government but not to the list as defined by Planning Commission and (b) APL families that belong neither to the State Government list nor to the list prepared as per the guidelines of Planning Commission. During the year 2019-20 an amount of Rs 19,800 lakhs was provided in the budget of which 14691.22 lakh was resumed to Govt and an amount of 10 crore received as additional authorization for this scheme and the expenditure amount was 6108.78lakh

(viii) Aam Admi Bhima Yojana (AABY):- Aam Admi Bima Yojana (AABY) is an insurance scheme launched by Government of India covering 48 categories of households in the country and implemented in the state since 2007-08. As per the scheme , the head of rural landless families or one earning member in each such family will be insured. The premium under the scheme will be Rs.200/-. Out of which 50% of the share will be coming from the fund created for this purpose by Central Government and remaining 50% will be contributed by the State Government. As per the Scheme, the following benefits shall be given.

- | | |
|--|----------------|
| a. For natural death | - Rs.30,000/- |
| b. For accident death | - Rs.75, 000/- |
| c. For Permanent total disability due to accident | - Rs.75, 000/- |
| d. Disability due to accident (Loss of one eye or one limb) | - RS. 37,500/- |
| e. Scholarship for 2 children @ RS.100/- per month for a child | - Rs.200/- |

From 01.04.2020 these Scheme is merged with converged PMJJY – PMSBY.

Other welfare schemes like, the Kerala Small Plantation Welfare Scheme, Kerala Head Load workers (Attached, Unattached and Scattered) Scheme, Kerala Migrant Workers Welfare Scheme, Kerala Automobile Workshop Workers Welfare Scheme, Kerala Autorikshaw Workers Welfare Scheme, Artisan Workers Welfare Scheme, Kerala Domestic Workers Welfare Fund Scheme, Kerala Laundry Workers Welfare Scheme, Kerala Barber and Beautician Welfare Scheme, Kerala Temple Workers Welfare Scheme etc. are also implemented through this department.

In the diversified field of labour department, there are certain other important fields also, like the zone of trade unions. The Registration, Conciliation etc. of the trade unions are also done through this department. The Labour Commissioner is the Registrar of Trade Unions. All District Labour Officer

(General) are notified as Deputy Registrar of Trade Unions in order to dispose matters relating to Trade Unions.

There is genuine concern and commitment to the protection of labour and promotion of its welfare. However, a minor set of people still continue to hold the views that labour in Kerala is an irritant factor posing a constraint on investment, irrespective of the fact that it is based on clear class bias and misinformation. This is well proved by the data on industrial peace and the spurt in investment in the industrial sector in the State.

1.(b). Composition of workers

Composition of workers implies the size of labour force engaged in different sectors of the economy. The labour community in Kerala mainly consists of those who are engaged in the informal sector (loading and unloading, casual work, construction work, brick making, self-employment etc.), traditional industries (coir, cashew, handloom, beedi etc.) manufacturing sector (small, medium and large industries), IT industry, units in export promotion zones and those who are seasonally employed. The work participation rate (WPR) for men and women as per 2011 census was 52.70 and 18.20 respectively. The low WPR of Women is, no doubt, a major concern and stood as a contradictory factor against our high literacy and social status of women.

1.(c). Child labour

One social hazard, contributes by present day life is child labour. The department has been made much improvement in the enforcement, rehabilitation and other programmes to eradicate child labour. Child labour as domestic servants and hotels was banned with effect from 10th October 2006 under the Child Labour (Prohibition and Regulations) Act, 1986. Employer who violates will be punished with a fine upto Rs.20,000/- and with imprisonment. Children below age of 14 years are banned from working as domestic servants or at hotels, tea shops, restaurants and resorts. Compare to other States, Kerala is not a child labour friendly State. In 2016,

The Child Labour (P&R) Act 1986 was rechristened as Child Labour and Adolescent (Labour Prohibition and Regulation) Act, 2016. So as to prohibit the engagement of children in all occupations and to prohibit the engagement of adolescents in hazardous occupations and processes.

1.(d). Migrant Labour

The number of migrant workers, seeking employment in Kerala from other States like West Bengal, Bihar, Orissa, Chattisghargh, Jharkhand etc. apart from the workers already present in this

State from Tamil Nadu, are increasing. Since many of them being contract labourers these workers, are subjected to inhuman exploitation by paying low wages. The contract system of employment is also increasing in our State. But compared to the migrant workers, the local workers are well organized and succeed in getting decent wages and working conditions. The Labour Department has initiated a number of Programmes like seminars and medical camps aiming at improving awareness among migrant workers as well as promoting their health and living conditions. The medical camps are conducted at the work site and medicine is supplied on the spot.

1.(e). Labour Commissionerate Automated System

The Department is currently using Labour Commissionerate Automation System (LCAS), a software service portal by KELTRON. The system comprises 20 modules covering various functions including designed statutory registration of establishments, renewal of registration of establishments under various labour enactments and inspections which are undertaken by the Department. The inspection module is so devised to capture the details of inspections and follow up action entered in excel format by the officers concerned. This input data can be viewed simultaneously by the controlling officers and Labour Commissioner. The details furnished by the inspectors is utilised for auto generation of reports. The reports so generated can be consolidated and used for the purpose of review of officers individually. The work reviews of executive officers are being done by using these electronically generated data by the system. Chat rooms and message services are also incorporated in the system for internal communication.

Revamping of LCAS envisaged to incorporate provisions of new Labour Codes and corresponding rules, modify the portal in a citizen centric manner and to rectify the glitches experienced in some areas. Modification of the system is essential in most of the areas to make it more user friendly and effective. The modifications also aims to achieve the computerised/ System based randomised inspection scheme as envisaged in the Labour Code. The prominent reason attributed to sub-optimal performance is lack of citizen-centric approach in identifying citizens' requirements, portal design, process design, and IT system design. To reap the maximum benefits of e-governance, a citizen-centric approach to service delivery of LCAS is essential. A detailed user requirement specification report with 54 pages had been submitted to Government during last fiscal year. The proposed plan contains smart inspection mechanism using tablets to make the procedure of inspection and processing of files easier and effective.

1.(f). Call-Centre:-

The Department has its new initiative as established a call centre/helpline with number **155214** (short code) and toll free **180042555214** for addressing complaints related to labour received from Public. The call centre agents will help the callers giving the information sought for and also the details of the authorities to be approached. We have utilized the SMS services provided by CDAC free of charge. The complaints will be registered in the call centre software and by capturing the name, address, location and mobile number of the caller and the same will be exported to the LCAS portal wherein the officers concerned will login and attend to the complaints promptly. Using the SMS gateway and the message service provided within the LCAS, the details of caller and details of officers concerned will timely be communicated to them attending to complaints online using LCAS will also be included as a parameter for review of performance of the officers concerned.

1.(g). Wage Protection System.

Wage Protection System means an Information Technology enabled system provided by the Labour Commissionerate to ensure payment of minimum wages to all or any class of employees employed in any scheduled employment as prescribed by the government. It is a system through which the employers of the Scheduled Employment shall pay and disburse the wages to the employees through individual bank Accounts. For this purpose, the employer shall submit electronically, or upload an IT enabled Register of Employment and Wages in form XIV through Labour Commissionerate Automation System. IT enabled Register of Employment and Wages in form XIV shall be authenticated by the employer or any person authorized by in this behalf prior to the submission or the uploading of the same through the Wage Protection System.

The Inspector authorized by the Labour Commissioner shall electronically authenticate form XIV submitted or uploaded through the Wage Protection System. Such forms shall be maintained as duly signed hard copies by the employer or maintained as such in an electronic media. A printout of form XIV duly signed by the employer shall be made available to the Inspector on demand.

An employer submitting IT enabled Register of Employment and Wages in form XIV and effecting payment through Individual bank account of the employee is exempted from maintaining Register of wages in form XI, Overtime Register for workers in form V Register of fines in form I, Register of Deduction for damage or Loss caused to the employer in form II.

1.(h). AAWAZ (Health Insurance Scheme for Migrant Workers)

According to the study report of Gulathi Institute of taxation for Kerala State Government in 2013, there are 25 lakhs Interstate Migrant Workers who have migrated due to the low rate of wages and employment opportunity in their states. They are mainly from West Bengal, Orissa, Bihar, Assam, Uttarpradesh, and Jharkhand. The Interstate Migrant work force predominantly of single male between the age group of 18 to 35 years. About 60% of them work in the construction sector and the balance work in hospitality, manufacturing, trading and agricultural sectors. Mostly engaged both in unskilled and semi-skilled workers such as agricultural, bricklins labour, Masonry, Electrician Plumbing and the like. During the inspection of the task force constituted for observing and ensuring safe health and sanitation conditions of Interstate Migrant Workers, it was reported that workers forced to live in work sites and factories where they works in dingy rooms with poor water supply and sanitations facilities. Their unhygienic living conditions have raised serious concern among civil societies about disease such as Cholera, Malaria etc.

In these circumstances, the Department proposes to provide the interstate migrant workers in the State with a Health Insurance Scheme namely AAWAZ in the model of Rastriya Swasthya Bhima Yojana (RSBY) Scheme. It will also enable the creation of a systematic data base of the migrant workers.

AAWAS was started in the 2017 for the interstate migrant labourers against accidental death (Rs.2 lakh only), disability due to accident (Rs. 1 lakh only) and will provide treatment benefit to the in-patients (Rs.25,000/- only). Biometric cards are issued to the registered migrant workers which enclose the details such as name and address of the migrant worker, phone number, iris details, thumb impression in QR code and chip. Upto 2020 march 31 the total number of registered interstate migrant workers under this scheme is 5,09,363.

AAWAS Scheme became an assurance scheme vide order G.O(Rt)No.732/18/LBR, dtd.19.06.2018.

Inter State Migrant Workers Welfare Scheme, 2010.

Kerala is perhaps the first State to commence a welfare scheme for the Inter State Migrant Wokmemen in the country. The scheme provides various benefits and revolving fund is provided to all DLO(E)s for the transportation of the dead bodies of migrant wokers to their native States. The implementation of the scheme is entrusted with the KB&OC workers welfare board.

2. STATISTICAL WING OF THE LABOUR COMMISSIONERATE, THIRUVANANTHAPURAM.

This wing consists of one Research Officer, one Research Assistant and two Statistical Assistants Grade I. The chief activities of this wing are collection, compilation, and tabulation of Labour Statistics received from the sub-offices. The reports emerging from this wing are in accordance with the guidelines prescribed by the Government of India intended for the State, Central and for Labour Bureau.

The representative reports expedited from this wing for the State, Central Governments and for Labour Bureau.

REPORTS PERIODICALLY GENERATED BY THIS WING

The timely reports are fortnightly, monthly, quarterly, and annually. The reports prepared and submitted from this wing are furnished below.

A. Fortnightly reports.

- 1) Fortnightly report on Labour Situation.

B. Monthly Reports.

- 2) Monthly report on unrest due to Industrial disputes in Industrial establishments.(Strike and Lock out ,Part A and B)
- 3) Monthly report on unrest due to Industrial disputes in Industrial establishments
- 4) Monthly report on Industrywise Causewise Particulars of Industrial disputes arose Settled etc.
- 5) Monthly report on Closure, Lay-Off, Retrenchment.
- 6) Monthly report on Industrial Relations
- 7) Monthly report on Labour Activities in the State.
- 8) Monthly report on Implementation of Minimum Wages Act.
- 9) Monitoring of Information on Industrial Relation
- 10) Right to Service Act

C. Quarterly Reports

- 1) Quarterly report on the Development in the field of Labour.
- 2) Quarterly report on Payment of Wages Act
- 3) Quarterly report on Minimum Wages Act.
- 4) Quarterly report on Contract Labour Act
- 5) Quarterly report on Equal Remuneration Act
- 6) Quarterly report on Maternity Benefit Act
- 7) Quarterly report on Industrial Dispute Act

D. **Annual Reports**

- 1) Annual report/return on the working of Kerala Shops and Commercial Establishment Act.
- 2) Annual report on the Working of Minimum Wages Act.
- 3) Indian Labour Year-Book.
- 4) Annual report on Motor Transport Workers Act.
- 5) Annual report/return on working of Employees Compensation Act.
- 6) Annual report on the working of Industrial employment (Standing Orders) Act.
- 7) Annual report/return on working of 'Trade Union Act'.
- 8) Annual report on Plantation Labour Act
- 9) Annual report on Disputes arose, handled, settled etc for preparing Economic Review
- 10) Annual report on the working of Equal Remuneration Act
- 11) Annual report on the working of Payment of Wages Act
- 12) Annual report on Minimum Wages Act (wage rate)
- 13) Annual Administration Report

In addition to this other miscellaneous works like Publication of Labour Statistics at a glance, answer to LA interpellation, Loksabha and Rajyasabha questions etc.

3. POPULATION PARAMETERS

TOTAL POPULATION (2011 CENSUS)	33406061
Male Population	16027412
Female Population	17378649
Density of population	860 per sq.km
Share of Kerala in the total Population	2.76 percent
Sex Ratio	1084 women for 1000 men
Literacy Rate	94 Percent
Male Literacy Rate	96 Percent
Female Literacy Rate	92 Percent
Death rate (2012)	6.90
Death rate (Rural)	7.00
Death rate (Urban)	6.50
Infant Mortality rate	12.00
Infant Mortality rate (Rural)	13.00
Infant Mortality rate (Urban)	9.00
Stillbirth rate	6.00
Stillbirth rate (Rural)	6.00
Stillbirth rate (Urban)	5.00
Regional Language	Malayalam

4. GEOGRAPHICAL FEATURES

Area	38,863 Sq.km
Forest Area	9400 Sq.km
Cultivated Area	20.89 Lakhs ha.
Number of Districts	14
Number of Taluks	75
Number of Villages	1664
Number of Muncipal Corporations	6
Number of Muncipalities	87
Number of District Panchayats	14
Number of Block Panchayats	152
Number of Grama Panchayats	941
Number of Revenue Villages	1453
Highest peak	Anamudi
Longest river	Periyar
Weather	Tropical
State Bird	Hornbill (Mala Muzhakki Vezhambal)
State Flower	Laburnum(Kanikonna)
State Tree	Coconut Palm
State Animal	Elephant
State Fish	Pearlspot (Karimeen)

Table – I
5. DISTRICT WISE POPULATION, DENSITY AND SEX RATIO 2011

Sl.No.	Name of District	2011 (census)		
		Population	Density	Sex ratio
1	2	3	4	5
1	Kasaragod	1307375	657	1080
2	Kannur	2523003	852	1136
3	Wayanad	817420	384	1035
4	Kozhikode	3086293	1316	1098
5	Malappuram	4112920	1157	1098
6	Palakkad	2809934	627	1067
7	Thrissur	3121200	1031	1108
8	Ernakulam	3282388	1072	1027
9	Idukki	1108974	255	1006
10	Kottayam	1974551	895	1039
11	Alappuzha	2127789	1504	1100
12	Pathanamthitta	1197412	452	1132
13	Kollam	2635375	1061	1113
14	Thiruvananthapuram	3301427	1508	1087

Source: Census 2011

Districtwise Sex ratio in Kerala

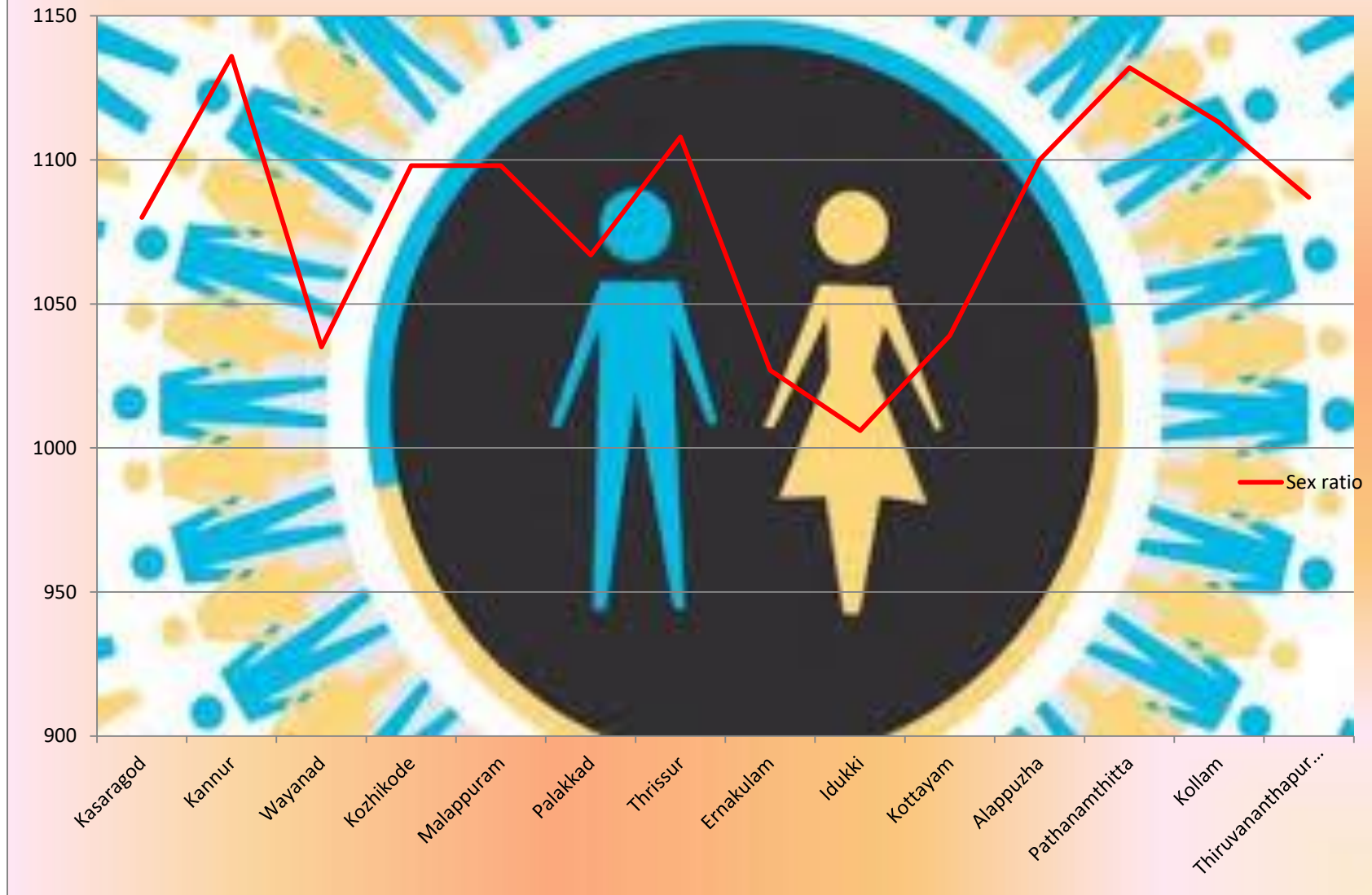


Table – II

6. District wise Distribution of Area and Population(Gender wise)

Sl.No.	Name of District	Area in Sq.Km.	Population (2011 Census)		
			Male	Female	Total
1	2	3	4	5	6
1	Kasargod	1992	628613	678762	1307375
2	Kannur	2966	1181446	1341557	2523003
3	Wayanad	2131	401684	415736	817420
4	Kozhikode	2344	1470942	1615351	3086293
5	Malappuram	3550	1960328	2152592	4112920
6	Palakkad	4480	1359478	1450456	2809934
7	Thrissur	3032	1480763	1640437	3121200
8	Ernakulam	3068	1619557	1662831	3282388
9	Idukki	4368	552808	556166	1108974
10	Kottayam	2208	968289	1006262	1974551
11	Alappuzha	1414	1013142	1114647	2127789
12	Pathanamthitta	2637	561716	635696	1197412
13	Kollam	2491	1246968	1388407	2635375
14	Thiruvananthapuram	2192	1581678	1719749	3301427
15	Kerala Total	38863	16027412	17378649	33406061

Population of Kerala

Population

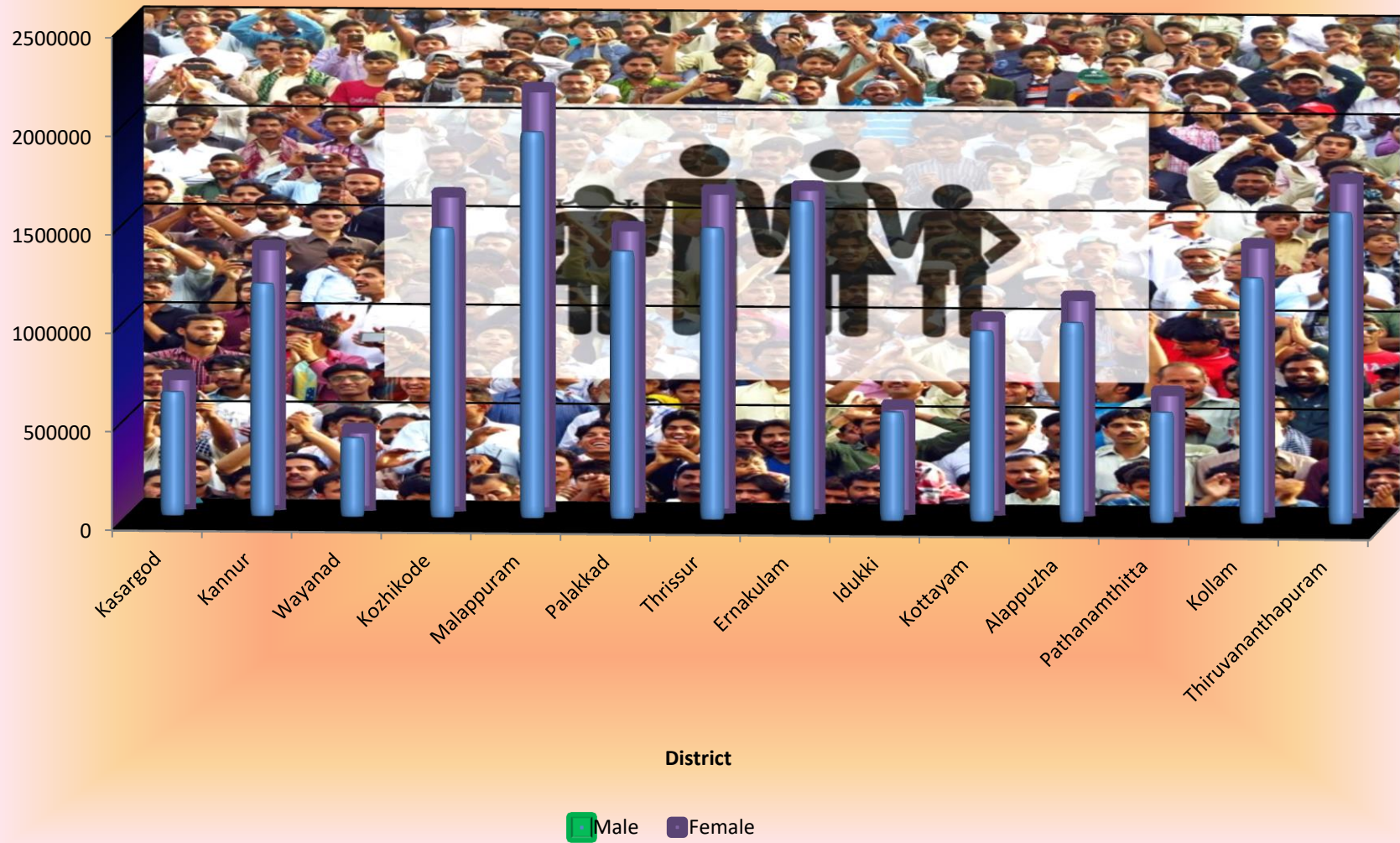
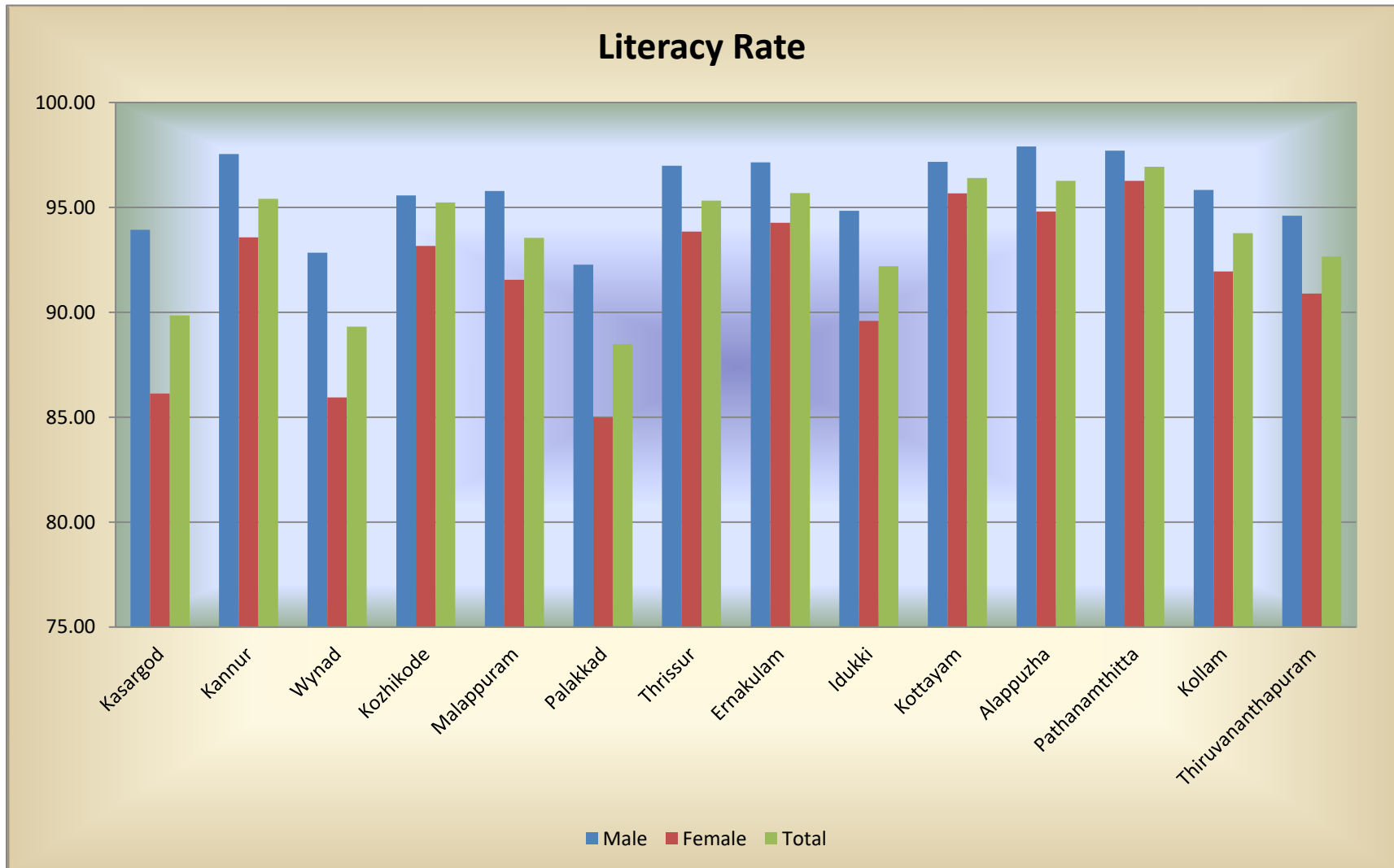


Table – III

7. Literacy rate of Kerala during 2011

Sl.No.	Name of District	Male	Female	Total
1	2	3	4	5
1	Kasargod	93.93	86.13	89.85
2	Kannur	97.54	93.57	95.41
3	Wynad	92.84	85.94	89.32
4	Kozhikode	95.57	93.16	95.24
5	Malappuram	95.78	91.55	93.55
6	Palakkad	92.27	84.99	88.49
7	Thrissur	96.98	93.85	95.32
8	Ernakulam	97.14	94.27	95.68
9	Idukki	94.84	89.59	92.20
10	Kottayam	97.17	95.67	96.40
11	Alappuzha	97.90	94.80	96.26
12	Pathanamthitta	97.70	96.26	96.93
13	Kollam	95.83	91.95	93.77
14	Thiruvananthapuram	94.60	90.89	92.66
	TOTAL	96.02	91.98	93.91

Source: Census Data



21
Table – IV

8. Work Participation Rate 2001&2011

Sl.No	Name of District	Number of Workers			WPR for the year2001			WPR for thr year 2011		
		Rural	Urban	Total	Rural	Urban	Total	Rural	Urban	Total
1	2	3	4	5	6	7	8	9	10	11
1	Kasargod	300809	162189	462998	35.3	32.4	34.7	37.7	31.9	35.4
2	Kannur	322381	501735	824116	34.0	29.8	31.9	36.6	30.6	32.7
3	Waynad	328034	12043	340077	39.5	40.8	39.5	41.7	38.1	41.6
4	Kozhikkode	316246	632735	948981	27.4	28.7	27.9	31.2	36.5	30.7
5	Malappuram	613162	449262	1062424	24.1	24.4	24.1	26.7	24.7	25.8
6	Palakkad	806903	235437	1042340	36.5	33.9	36.1	37.8	34.8	37.1
7	Thrissur	379199	716528	1095727	32.2	31.9	32.1	37.0	34.2	35.1
8	Ernakulam	417997	831346	1249343	37.5	34.2	36.0	39.9	37.2	38.1
9	Idukki	498624	17739	516363	43.7	33.7	43.2	47.2	34.1	46.6
10	Kottayam	539176	196559	735735	33.3	30.8	32.9	38.3	34.8	37.3
11	Alappuzha	371442	433029	804471	33.8	35.6	34.3	37.9	37.7	37.8
12	Pathanamthitta	351835	40959	392794	29.9	27.3	29.7	33.0	31.1	32.8
13	Kollam	512817	399208	912025	32.2	31.2	32.1	35.4	33.6	34.6
14	Thiruvananthapuram	583332	648337	1231669	32.4	32.5	32.4	38.1	36.6	37.3
KERALA TOTAL		6341957	5277106	11619063	32.5	31.6	32.3	36.3	36.1	34.8

Source: Census Data

Table – V

9. District -wise distribution of Main Workers 2011

Sl.No	Name of District	Main workers	Cultivators	Agricultural Labourers	Workers in Household industry	Other Workers	Work Participation Rate
1	2	3	4	5	6	7	8
1	Kasargod	372700	23732	38774	24496	375996	35.4
2	Kannur	694209	36549	82988	12875	691704	32.7
3	Wynad	263445	52759	101630	4574	181114	41.6
4	Kozhikode	754187	26543	64198	13312	844928	30.7
5	Malappuram	852047	57567	117405	18423	869029	25.8
6	Palakkad	875540	67805	249949	25035	699551	37.1
7	Thrissur	929506	41786	73941	27883	952117	35.1
8	Ernakulam	1061388	50423	71391	23976	1103553	38.1
9	Idukki	415947	100917	145698	6888	262860	46.6
10	Kottayam	604553	49991	63052	18523	604169	37.3
11	Alappuzha	596387	25237	71706	35865	671663	37.8
12	Pathanamthitta	293257	41414	55455	11074	284851	32.8
13	Kollam	695299	56693	92193	21511	741628	34.6
14	Thiruvananthapuram	921282	38837	94470	28587	1069775	37.3
	Total	9329747	670253	1322850	273022	9352938	34.8

Source:--Census of India 2011

Distribution of Workers

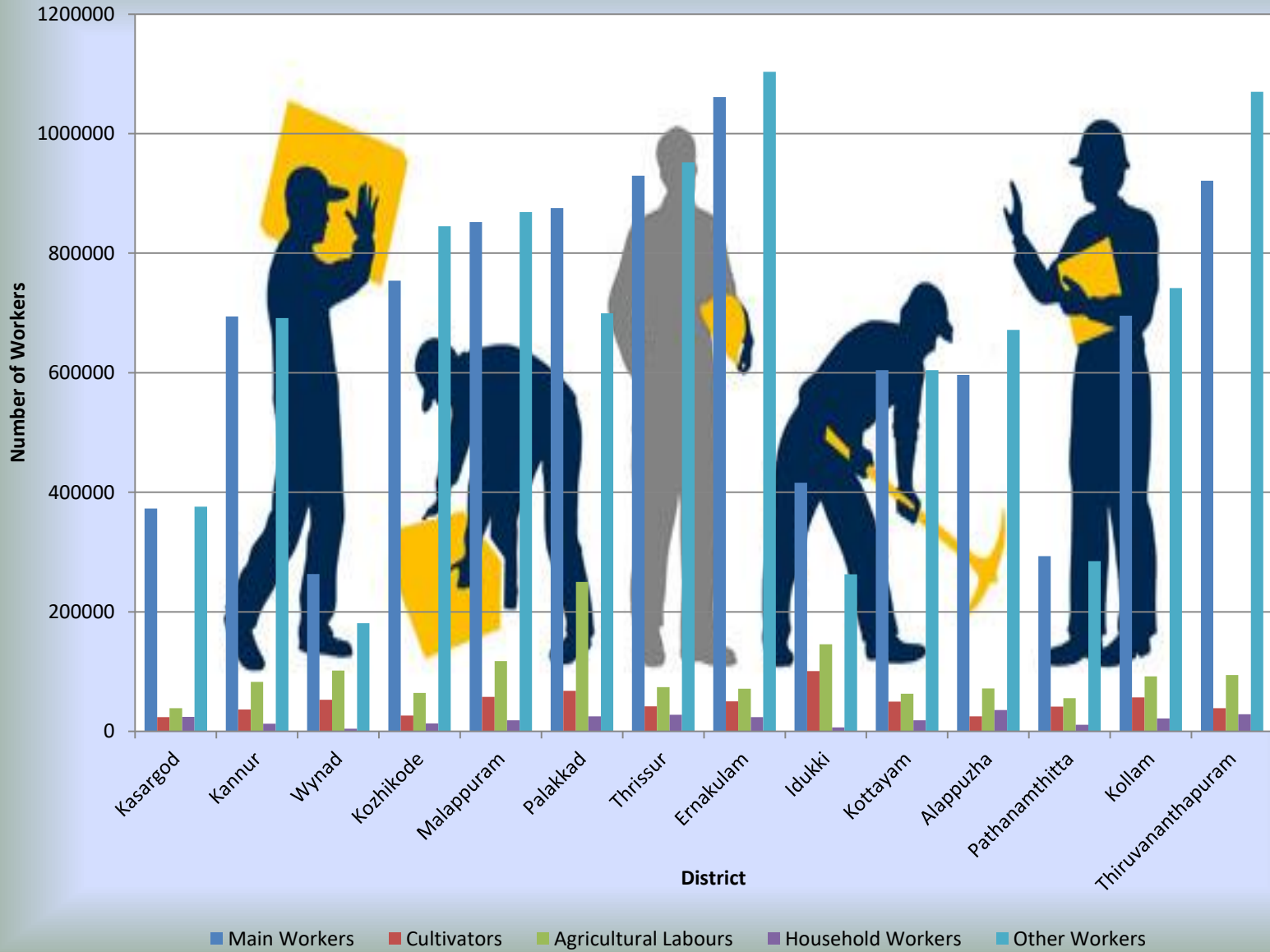


Table – VI

10. District wise Employers in public sector in Kerala for the last 5 years

Sl.No.	District	Year				
		2016	2017	2018	2019	2020
1	2	3	4	5	6	7
1	Kasaragod	18820	19216	18129	19223	19279
2	Kannur	39077	38964	38952	41296	39021
3	Kozhikode	13081	38666	39351	39723	36854
4	Wayanad	37809	14265	14265	14297	14347
5	Malappuram	43050	43543	43667	43787	44222
6	Palakkad	41911	42142	42215	42201	42197
7	Thrissur	54826	54924	55821	55803	55837
8	Ernakulam	86369	74791	74791	75357	75864
9	Idukki	12796	12937	12951	12996	13065
10	Kottayam	18532	19720	19941	20068	19108
11	Alappuzha	17037	25748	25761	26259	26419
12	Pathanamthitta	22081	21063	21084	21095	21117
13	Kollam	46901	32265	34382	35947	36442
14	Thiruvananthapuram	112637	112614	112614	112553	111147
15	State	564927	550858	553924	560605	554919

Source: Directorate of Employment

District wise Employment in Public Sector

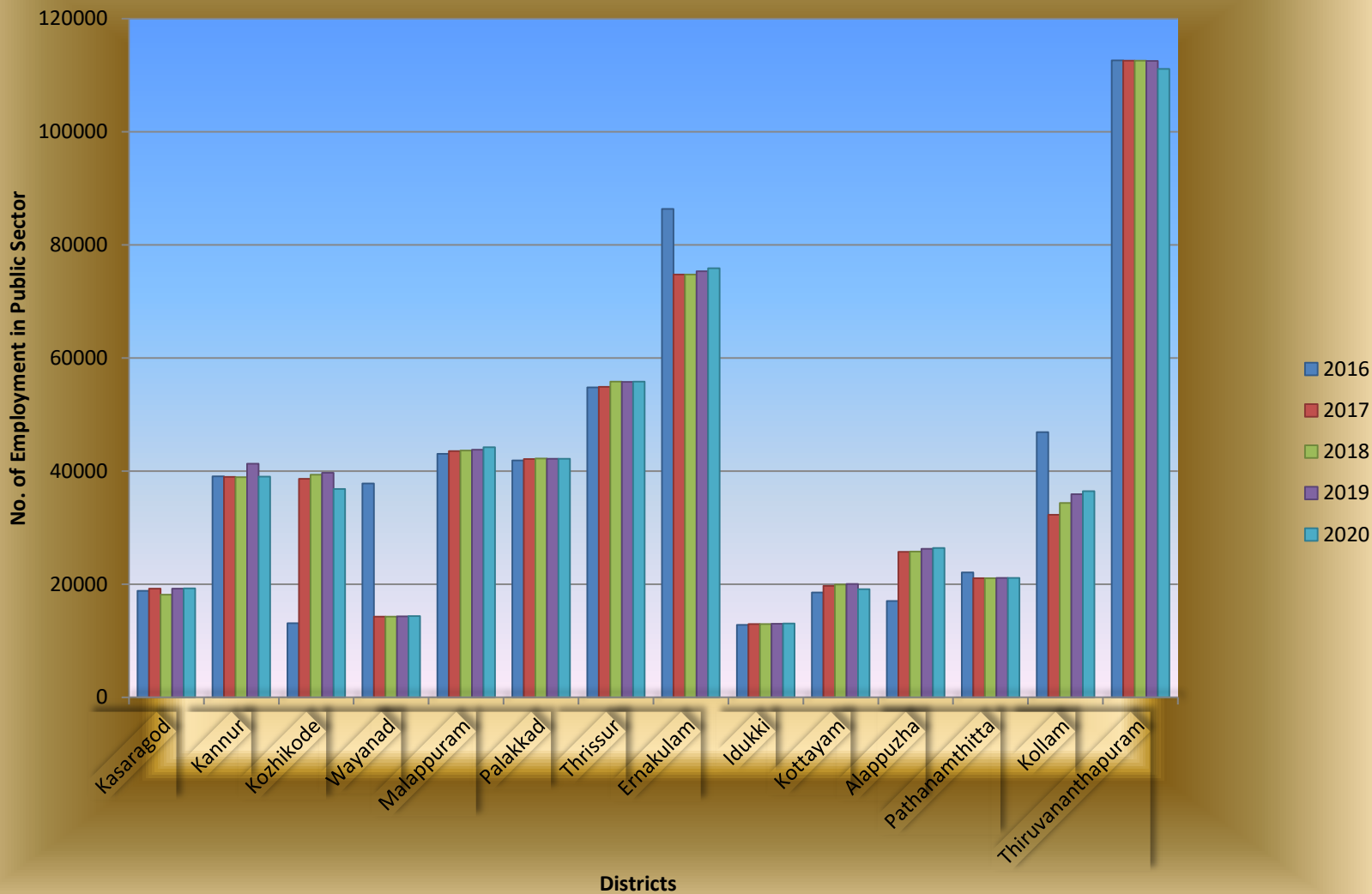


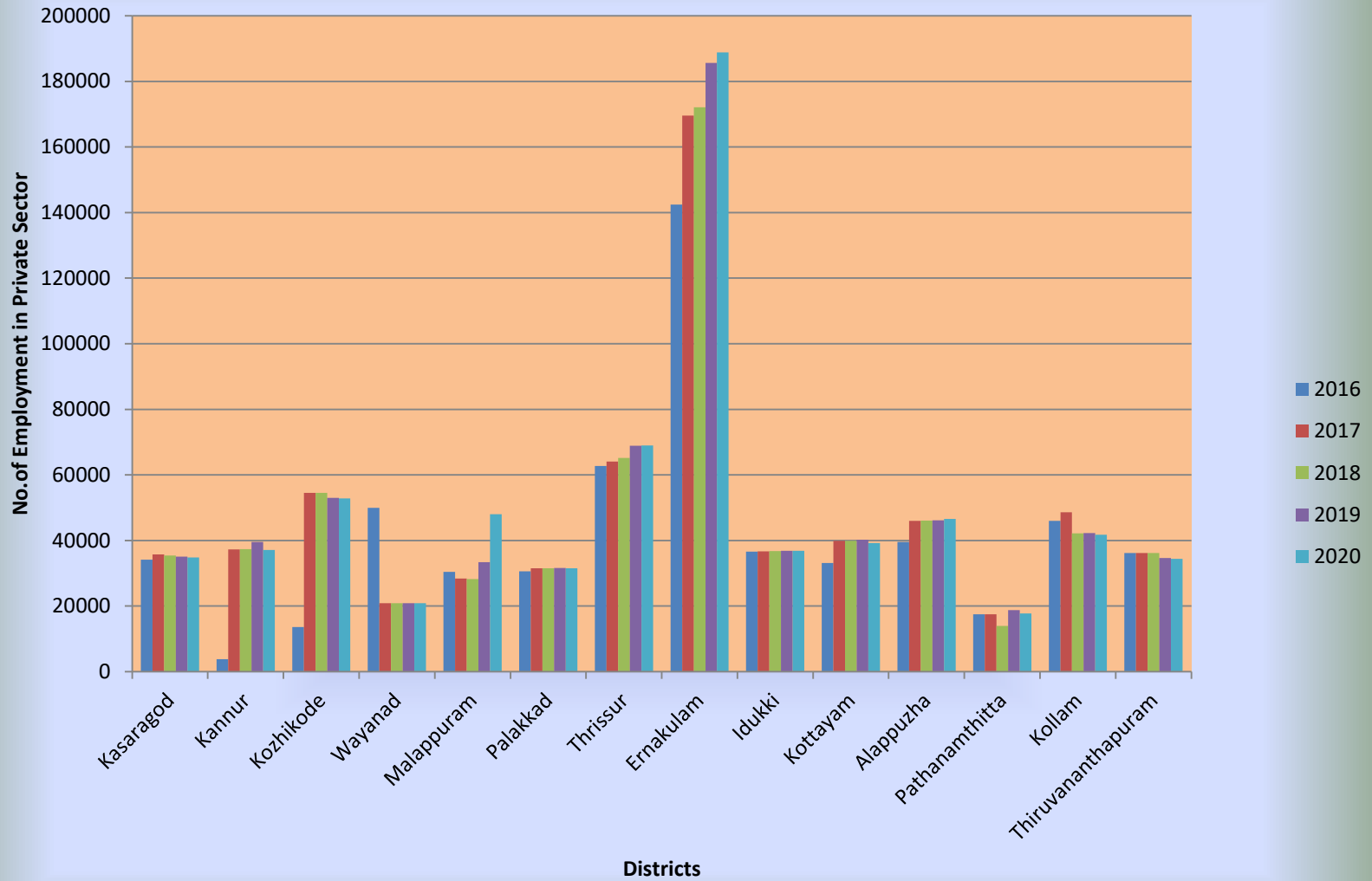
Table - VII

11. District wise Employers in Private sector in Kerala for the last 5 years

Sl.No.	District	Year				
		2016	2017	2018	2019	2020
1	2	3	4	5	6	7
1	Kasaragod	34144	35768	35394	35105	34815
2	Kannur	3785	37256	37358	39506	37071
3	Kozhikode	13588	54499	54533	53027	52817
4	Wayanad	49909	20839	20839	20861	20886
5	Malappuram	30397	28390	28241	33336	48016
6	Palakkad	30625	31487	31487	31620	31551
7	Thrissur	62694	64059	65158	68917	68957
8	Ernakulam	142439	169532	172151	185623	188883
9	Idukki	36582	36699	36732	36827	36864
10	Kottayam	33111	39916	39890	40259	39201
11	Alappuzha	39571	45988	46021	46176	46572
12	Pathanamthitta	17444	17501	13933	18726	17746
13	Kollam	45969	48585	42157	42275	41718
14	Thiruvananthapuram	36189	36159	36159	34623	34350
15	State	610513	666678	660053	686881	699447

Source: Directorate of Employment

District wise Employment in Private Sector



12. Industrial Relations



The most important aims and objectives of the department include maintenance of peaceful atmosphere in the labour sector as a whole, decent working conditions and improved quality of life to the workers; ensure cooperation and healthy relation between employers and the employed; systematic implementation of various labour laws throughout the State; enhancing social security coverage of workers through better policies and programming etc. Following the policy the Government has successfully maintained a harmonious industrial relation situation throughout the State.

Industrial Disputes

CAUSES FOR INDUSTRIAL DISPUTE

- *Economic*
 - wages , bonus and allowances
 - conditions for work, working hours, leave and holidays without pay
 - unjust layoffs and retrenchments.
- *Non-Economic*
 - victimization of workers
 - ill treatment by staff members
 - sympathetic strikes
 - political factors
 - indiscipline



In the Financial Year 2019-20 the State Conciliation Machinery handled 6676 disputes. The figure is inclusive of disputes arising out of strikes, lockouts and closures. 3936 disputes were raised during the year. 2740 disputes were bought forward from previous years. 3537 disputes were disposed of during the year under review.

Table-VIII
13. Industrial Disputes (Year wise)

Year	No. of disputes brought forward from previous year	No. of disputes raised during the year	Total No. of disputes handled during the year	No. of disputes disposed during the year	Percentage of disposal of the total disputes
1	2	3	4	5	6
2015-16	3203	2439	5642	2729	48.37
2016-17	2913	3769	6682	3214	48.10
2017-18	3468	4140	7608	4123	54.19
2018-19	3485	4045	7530	4790	63.61
2019-20	2740	3936	6676	3537	52.98

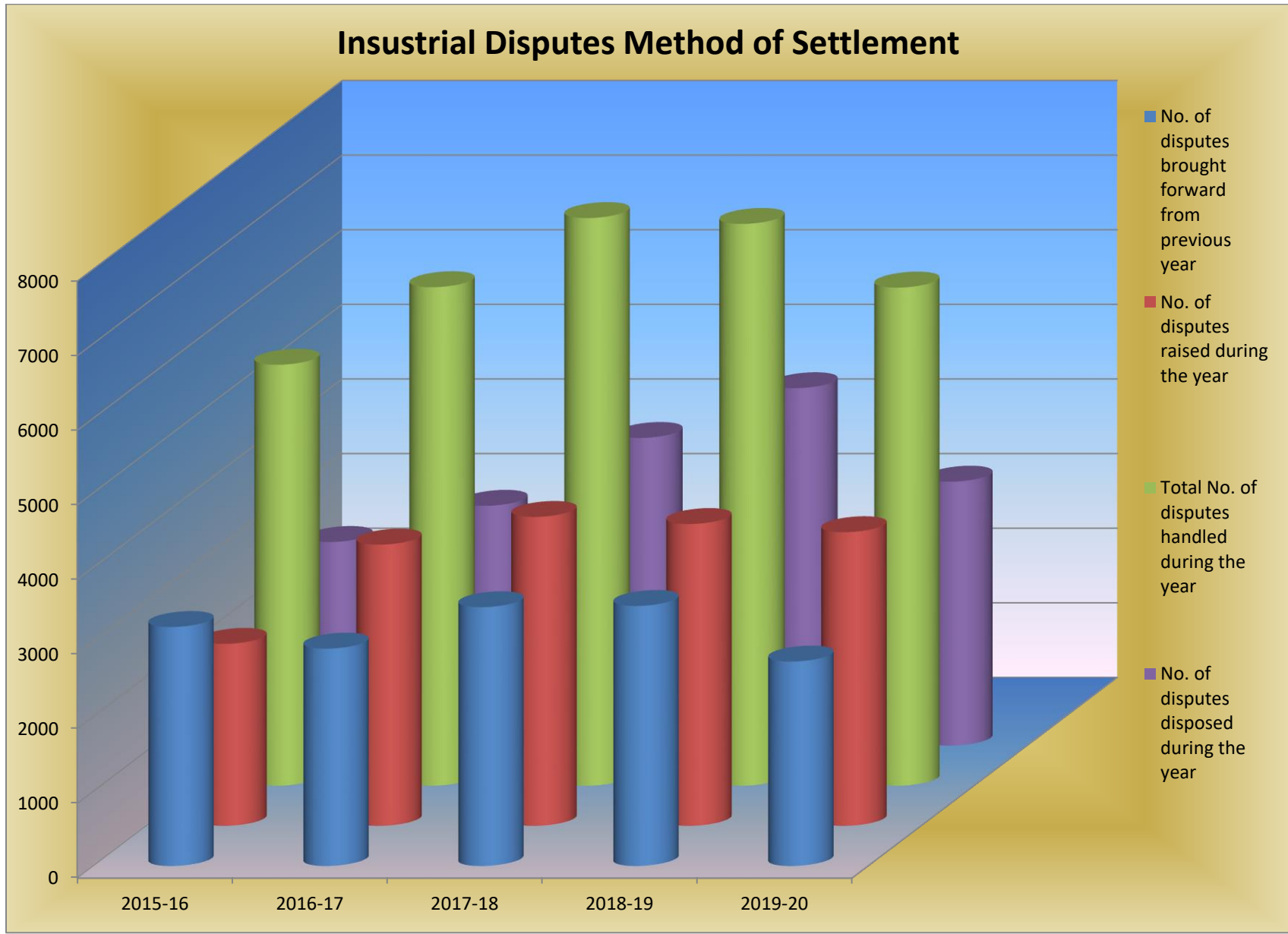


Table-IX

14. Distribution of Industrial Disputes Pending, Arose and Settled according to Industry

Sl. No	Name of Industry	2014-15			2015-16			2016-17			2017-18			2018-19			2019-20		
		pending	Arose	Settled	Pending	Arose	Settled	Pending	Arose	Settled	Pending	Arose	Settled	Pending	Arose	Settled	Pending	Arose	Settled
1	2	3	4	5	6	7	8	9	10	11	12	13	14	15	16	17	18	19	20
1	Agriculture	252	26	50	228	51	41	238	69	65	242	38	41	239	40	44	235	22	48
2	Aluminium	1	0	0	1	5	3	3	4	1	6	2	0	8	3	2	9	1	7
3	Automobile engineering	46	23	43	26	36	25	37	141	79	99	100	60	139	80	64	155	59	177
4	Beedi & Cigar	30	16	22	24	5	7	22	8	7	23	6	4	25	10	12	23	13	29
5	Cashew	139	32	62	109	93	107	95	145	108	132	55	66	121	67	60	128	53	64
6	Ceramics	18	2	1	19	3	2	20	11	4	27	5	6	26	0	3	23	1	10
7	Coir	92	12	32	72	5	9	68	29	28	69	24	14	79	40	39	80	3	20
8	Electric	35	24	31	28	16	16	28	33	26	35	42	35	42	11	25	28	11	12
9	Fertilizers and Chemicals	35	10	5	40	12	18	34	20	19	35	24	19	40	9	20	29	4	22
10	Food	26	13	11	28	15	26	17	49	31	35	48	25	58	52	37	73	14	71
11	Glass	5	8	6	7	2	3	6	6	4	8	3	1	10	3	8	5	0	5
12	Handloom	27	15	19	23	2	4	21	4	3	22	8	8	22	9	13	18	5	19
13	Hotel & Restaurant	228	81	131	178	77	118	137	142	139	140	192	144	188	196	220	164	184	151
14	Matches	10	8	2	16	0	1	15	0	2	13	0	2	11	0	0	11	1	8
15	Metals	23	12	20	15	6	4	17	14	13	18	23	14	27	9	18	18	12	23
16	Municipalities and Panchayats	1	1	0	2	0	0	2	0	0	2	0	0	2	0	0	2	0	1

17	Installation	7	0	0	7	0	0	7	6	2	11	3	6	8	8	4	12	4	8
18	Oil mill	22	0	1	21	6	5	22	8	4	26	2	4	24	3	13	14	1	9
19	Paper	25	15	9	31	9	12	28	12	10	30	5	4	31	3	9	25	2	13
20	Plantations	759	693	683	769	535	718	586	496	626	456	580	635	401	508	648	261	722	757
21	Plywood	7	1	1	7	6	6	7	4	4	7	5	6	6	5	9	2	4	2
22	Printing	42	17	20	39	10	13	36	14	11	39	9	9	39	26	27	38	6	22
23	Public works	18	0	1	17	3	3	17	29	12	34	15	13	36	1	9	28	2	12
24	Rice mill	18	8	14	12	3	4	11	0	2	9	2	1	10	1	0	11	3	11
25	Road transport	213	39	33	219	91	119	191	156	110	237	185	171	251	184	275	160	128	71
26	Rubber products	104	24	21	107	80	65	122	43	50	115	63	62	116	50	54	112	30	31
27	Saw mill	25	3	7	21	5	2	24	15	15	24	27	10	41	22	25	38	18	35
28	Shops and commercial establishments	638	374	473	539	679	602	616	1234	859	991	1359	1464	886	1326	1655	557	1430	571
29	Starch	1	0	0	1	0	0	1	0	0	1	0	0	1	5	0	6	0	5
30	Sugar	12	0	2	10	0	0	10	2	0	12	0	0	12	0	3	9	0	6
31	Tixtiles	27	32	28	31	51	51	31	64	64	31	90	69	52	126	127	51	145	115
32	Tiles	75	3	5	73	21	22	72	10	15	67	14	10	71	26	33	64	23	37
33	Toddy tapping	29	6	10	25	41	34	32	38	35	35	36	47	24	49	61	12	43	33
34	Timber	40	13	8	45	20	23	42	11	14	39	27	23	43	9	9	43	10	15
35	Water transport	12	0	0	12	4	2	14	4	3	15	14	13	16	0	1	15	1	5
36	Miscellaneous	483	409	491	401	547	664	284	948	849	383	1134	1137	380	1164	1263	281	981	555
	Total	3525	1920	2242	3203	2439	2729	2913	3769	3214	3468	4140	4123	3485	4045	4790	2740	3936	2980

Table-X

15 Number of Strikes, Lockouts, Lay-Offs and Mandays Lost												
Sl.No	Particulars	2009	2010	2011	2012	2013	2014	2015	2016	2017	2018	2019
1	2	3	4	5	6	7	8	9	10	11	12	13
STRIKES												
(a)	Pending at the beginning of the year	4	3	3	7	8	11	4	0	1	1	1
(b)	Arose during the year	18	12	14	13	10	5	7	5	1	2	1
(c)	Total (a+b)	22	15	17	20	18	16	11	5	2	3	2
(d)	Mandays lost due to strike	177494	173044	91207	180709	268947	94021	221619	59692	141120	146696	181500
LOCK OUTS												
(a)	Pending at the beginning of the year	8	10	13	13	10	10	7	9	12	13	13
(b)	Arose during the year	13	10	7	6	1	0	2	7	4	1	3
(c)	Total (a+b)	21	20	20	19	11	10	9	16	16	14	16
(d)	Mandays lost due to lockouts	506606	741221	554329	316851	353002	291964	318250	526302	608789	593546	564975
LAY OFFS												
(a)	Pending at the beginning of the year	4	4	6	4	2	4	5	6	11	9	9
(b)	Arose during the year	12	7	5	3	2	8	9	8	9	3	5
(c)	Total (a+b)	16	11	11	7	4	12	14	14	20	12	14
(d)	Mandays lost due to lay offs	41809	40480	41336	52574	26691	68337	72935	424650	528930	473044	459715
	Total Mandays lost (I+II+III)	725909	954745	686872	550134	648640	454322	612804	1010644	1278839	1213286	1206190

Mandays Lost due to Strike, Lockout and Layoff

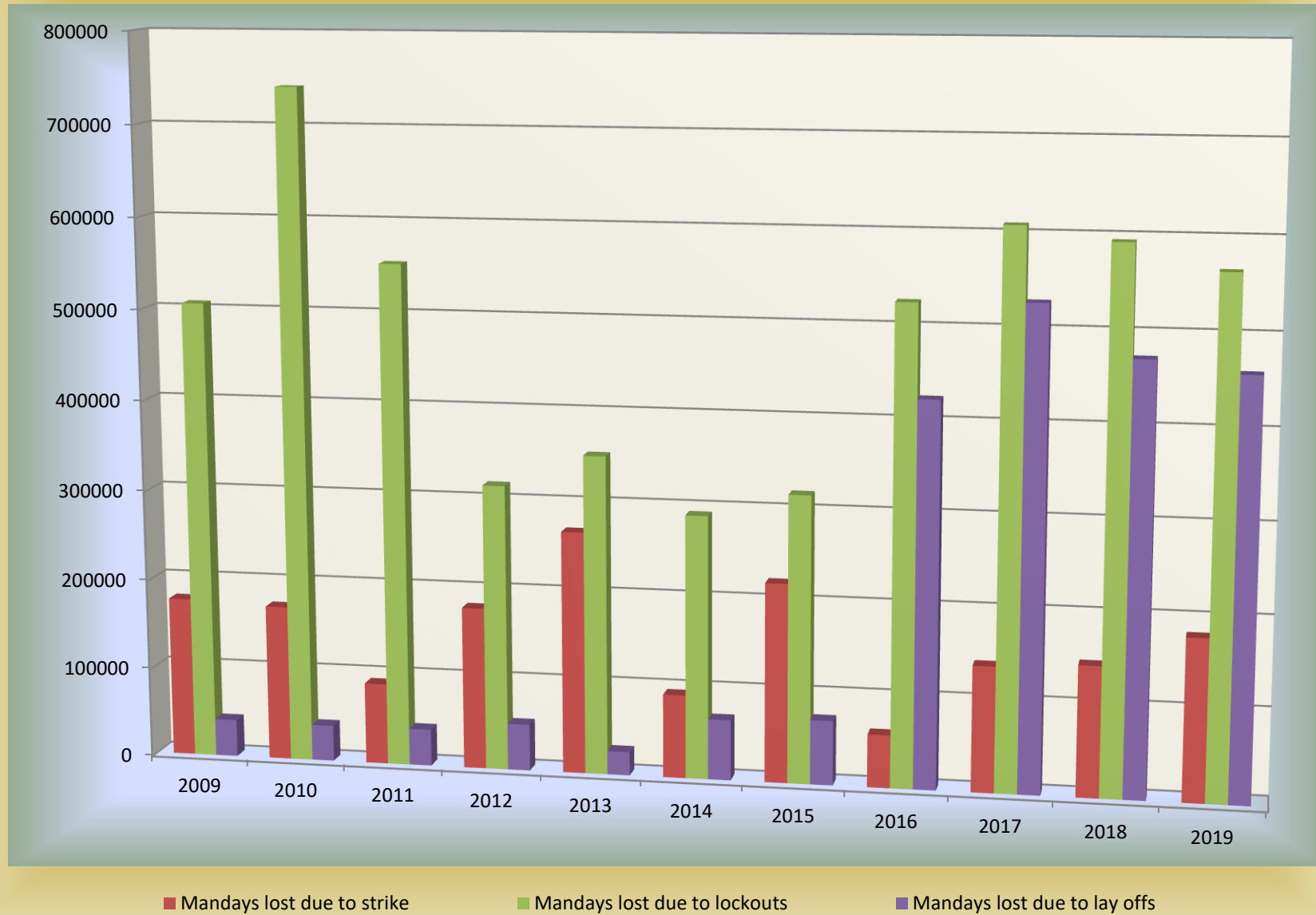


Table-XI**16 Distribution of Industrial Disputes according to cause**

SI.No.	Items	2014-15		2015-16		2016-17		2017-18		2018-19		2019-20	
		Arose	Settled	Arose	Settled	Arose	Settled	Arose	Settled	Arose	Settled	Arose	Settled
1	2	3	4	5	6	7	8	9	10	11	12	13	14
1	wages and Allowances	483	591	660	748	900	754	986	927	852	1024	823	774
2	Dismissed	482	519	415	490	503	528	559	529	581	642	748	589
3	Retrenchment	0	6	0	9	6	5	0	0	2	1	0	1
4	Closure	0	3	0	0	0	1	1	0	0	2	0	0
5	Leave	12	28	12	9	14	5	12	11	71	44	38	28
6	Hours of work	10	12	19	14	51	32	48	34	31	35	8	16
7	Bonus	97	112	204	248	505	353	513	591	479	552	490	510
8	Others	836	971	1129	1211	1790	1536	2021	2031	2029	2490	1829	1619
	Total	1920	2242	2439	2729	3769	3214	4140	4123	4045	4790	3936	3537

Table-XII

17. Distribution of Industrial Disputes settled according to Type of settlement

Sl. No	Type of Settlement	2008-09	2009-10	2010-11	2011-12	2012-13	2013-14	2014-15	2015-16	2016-17	2017-18	2018-19	2019-20
1	2	3	4	5	6	7	8	9	10	11	12	13	14
1	Voluntary negotiation	831	626	423	607	419	539	671	723	578	638	1044	490
2	Conciliation	1675	1008	905	1211	784	1158	847	1151	1580	2279	2369	2066
3	Withdrawn	426	497	366	560	355	583	554	615	731	949	1110	748
4	Adjudication	260	226	136	239	169	96	170	239	325	257	267	233
5	Arbitration/Higher level Intervention	0	0	0	1	0	14	6	1	29	37	37	23
	Total	3192	2357	1830	2618	1727	2390	2248	2729	3243	4160	4827	3560

Industrial Dispute Settled according to the type of settlement

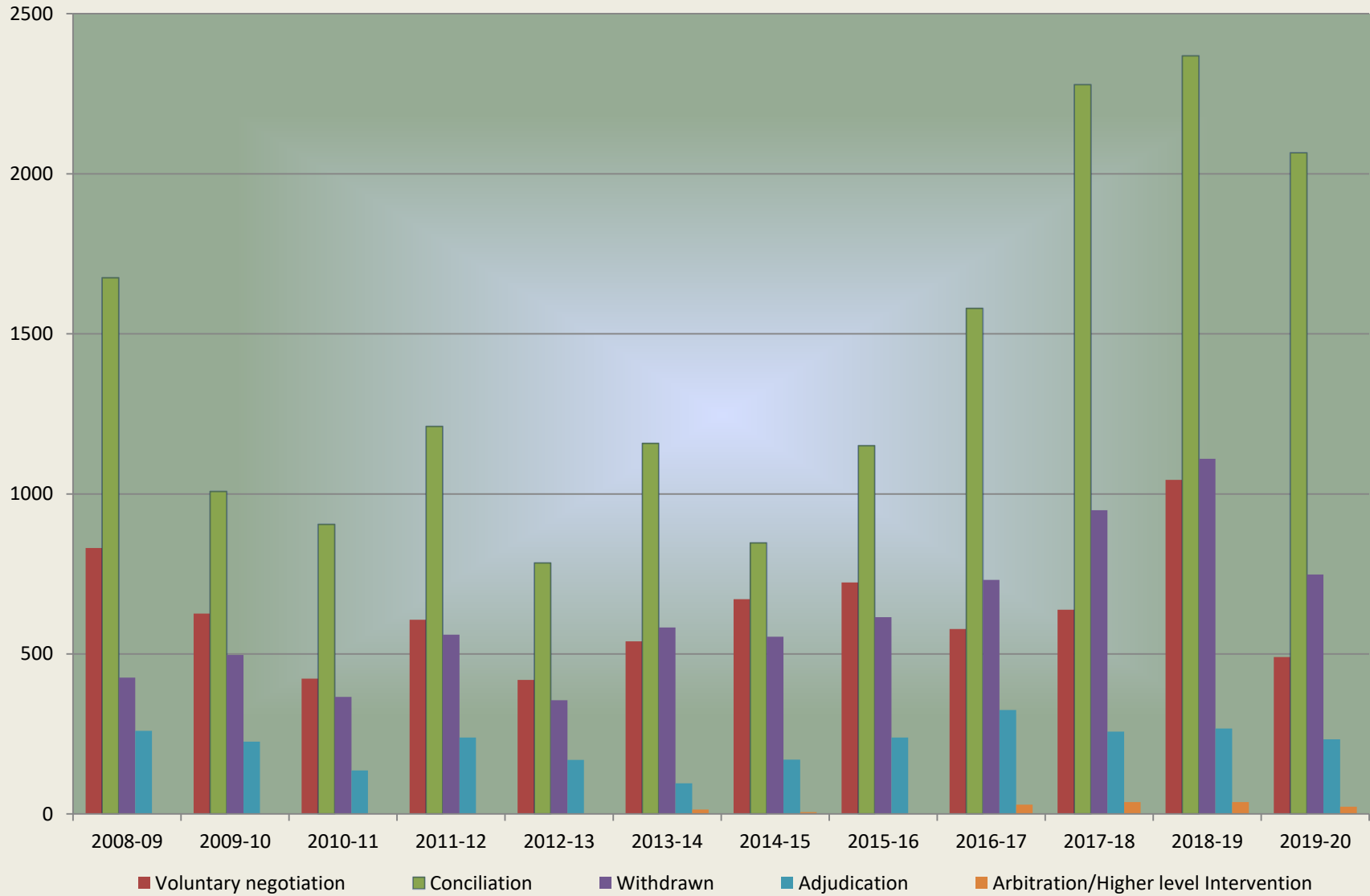


Table – XIII

18. Industrial Disputes (Method of Disposal)

Year	Total No. of disputes handled during the year	No. of disputes disposed during the year	Disputes settled through voluntary negotiation		Disputes settled through conciliation		Disputes settled through withdrawn		Disputes settled through adjudication		Disputes settled through arbitration/Higher level intervention	
			Number	Percentage to total disposed	Number	Percentage to total disposed	Number	Percentage to total disposed	Number	Percentage to total disposed	Number	Percentage to total disposed
2015-16	5642	2729	723	26.49	1151	42.18	615	22.53	239	8.76	1	0.04
2016-17	6682	3214	578	17.98	1580	49.16	731	22.74	325	10.11	0	0
2017-18	7608	4123	638	15.47	2279	55.28	949	23.02	257	6.23	0	0
2018-19	7530	4790	1044	21.80	2369	49.46	1110	23.17	267	5.57	0	0
2019-20	6676	3537	490	13.85	2066	58.41	748	21.15	233	6.59	0	0

Table – XIV

19. Settlement of industrial disputes according to the cause for the last 5 year

Sl. No	Cause of Disputes	2015-16		2016-17		2017-18		2018-19		2019-20	
		settled	percentage	settled	percentage	settled	Percentage	settled	percentage	settled	percentage
(1)	(2)	(3)	(4)	(5)	(6)	(7)	(8)	(9)	(10)	(11)	(12)
1	wages and Allowances	748	27.41	754	23.46	927	22.48	1024	21.38	774	21.88
2	Dismissed	490	17.96	528	16.43	529	12.83	642	13.40	589	16.65
3	Retrenchment	9	0.33	5	0.16	0	0	1	0.02	1	0.028
4	Closure	0	0	1	0.031	0	0	2	0.04	0	0
5	Leave	9	0.33	5	0.16	11	0.27	44	0.92	28	0.79
6	Hours of work	14	0.51	32	1.00	34	0.82	35	0.73	16	0.45

Work-stoppage



During the year 2019, there were 32 cases of work-stoppage (strikes , lockouts & lay-off) affecting about 5572 workmen with a loss of 1206190 man days against 29 cases affecting about 5735 workmen with a loss of 1213286 man days in the year 2018 (vide Table-X). All these cases are inclusive of cases brought forward from the previous years.

Table-XV
21. Work-stoppage (Strikes, Lockouts & Lay-off)

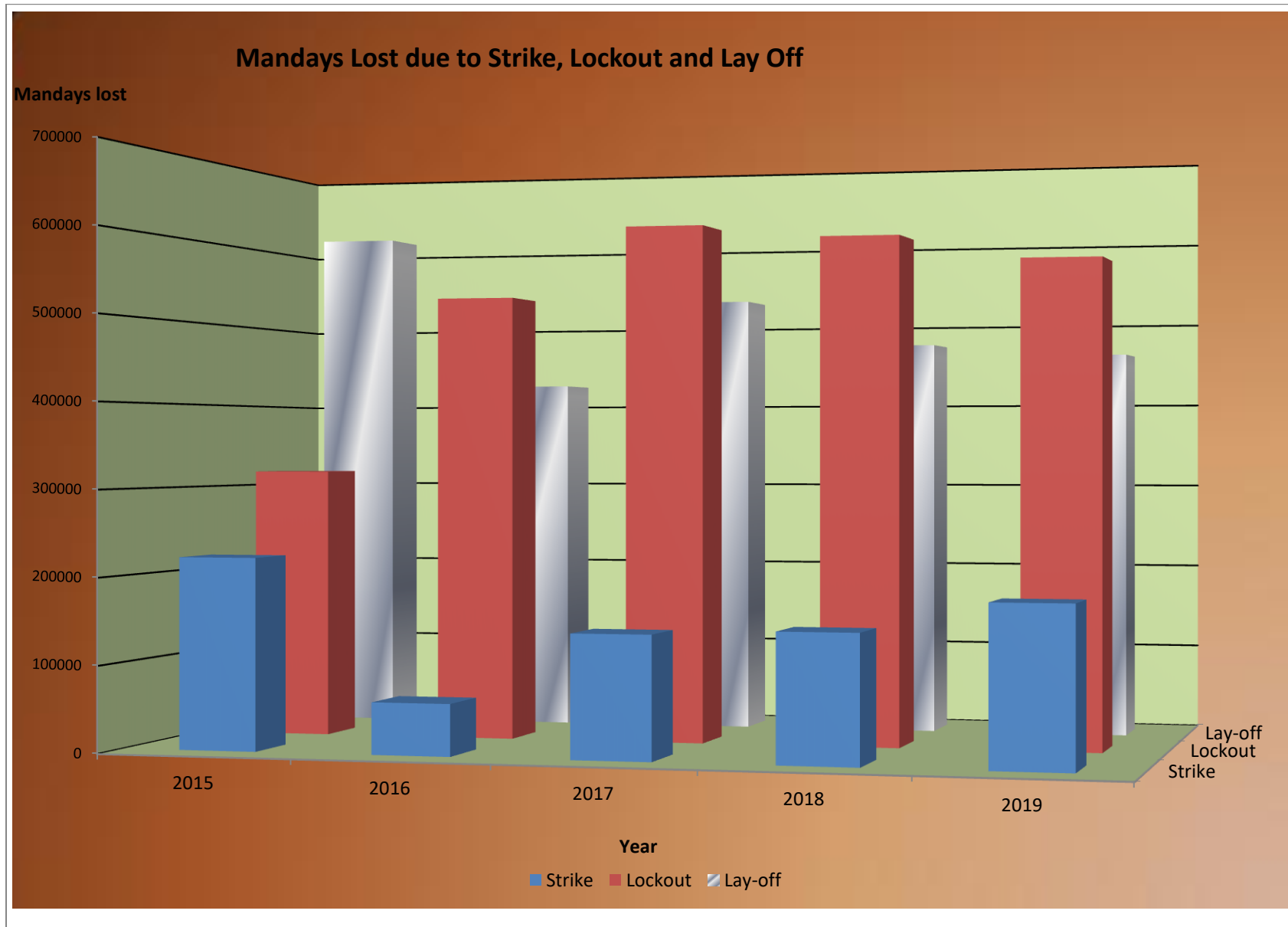
Year	No. of Work stoppage	No. of workers involved	No. of Man days lost
2015	34	19165	612804
2016	35	14945	1010644
2017	38	6081	110652
2018	29	5735	1213286
2019	32	5572	1206190

STRIKES, LOCKOUTS & LAY-OFFS (During the years 2015 to 2019)

Table XVI analyses the cases of strikes, lockouts and lay-offs which shows that during the year 2019 there was 2 case of strike affecting about 800 workmen entailing a loss of 181500 man days lost against 3 cases, 1374 workmen affected and 146696 mandays lost during the year 2018.

Table-XVI
21. Strikes, Lockouts & Lay-offs in Kerala for the last 5 years

Year	Strike			Lockout			Lay-off		
	No. of cases	No. of men involved	No. of mandays lost	No. of cases	No. of men involved	No. of mandays lost	No. of cases	No. of men involved	No. of mandays lost
(1)	(2)	(3)	(4)	(5)	(6)	(7)	(8)	(9)	(10)
2015	11	16069	221619	9	1855	318250	14	1241	612804
2016	5	9318	59692	16	3196	526302	14	2431	424650
2017	2	640	141120	16	2452	608789	20	2989	528930
2018	3	1374	146696	14	2271	593546	12	2090	473044
2019	2	800	181500	16	2796	564975	14	1976	459715



22. Administration of Labour Laws

Various Labour Laws are enforced by the Labour Department of the State Government and also by the Ministry of Labour and Employment of the Central Government through its departments and other agencies.

The Labour Commissionerate administers the following Labour Acts through its different wings:

CENTRAL ACTS WITH KERALA RULES

Sl.No.	Acts/Rules
1	Beedi and Cigar workers(Conditions of Employment) Act 1966 Beedi and Cigar workers(Conditions of Employment) Rules 1968
2	Building and Other construction workers (Regulations of Employment and conditions of Service) Act 1996. Building and Other Construction Workers(Regulation of Employment and Conditions of Service)Kerala Rules 1998
3	Building and Other Constructions Worker's Welfare Cess Act, 1996 Building and Other Construction Workers Welfare Cess Rules, 1998
4	Child Labour(Prohibition and Regulation) Act, 1986 Kerala Child Labour(Prohibition and Regulation)Rules, 1993
5	Contract Labour(Regulation and Abolition)Act, 1970 Kerala Contract Labour (Regulation and Abolition) Rules, 1974
6	Equal Remuneration Act,1976 Equal Remuneration Rules,1976
7	Industrial Dispute Act 1947 Industrial Tribunal(Procedure) Rules, 1949 Industrial Tribunal(Central Procedure) Rules 1954 Kerala Industrial Dispute Rules 1957
8	Industrial disputes(Amendment) Act 2010
9	Industrial Employment(Standing Orders)Act 1946 Kerala Industrial Employment(Standing Orders) Rules 1958
10	Interstate Migrant Workmen(Regulation of Employment And Conditions of Service) Act 1979 Kerala Interstate Migrant workmen(Regulation of Employment and Conditions of Service Rules, 1983
11	Labour Laws(Exemption From Furnishing returns and maintaining Register by Certain Establishments) Act 1988
12	Maternity Benefit Act, 1961 Kerala Maternity Rules,1964
13	Minimum Wages Act, 1948 Kerala Minimum Wages Rules 1958
14	Motor Transport Workers Act, 1961

- Kerala Motor Transport Workers Rules 1962
- 15** Payment of Bonus Act, 1965
Payment of Bonus Rules, 1975
- 16** Payment of Gratuity Act 1972
Kerala Payment of Gratuity rules 1973
- 17** Payment of Wages Act, 1936
Kerala payment of Wages (General) Rules 1958
Kerala Payment of Wages (Procedure) Rules 1958
Payment of Wages (Undisbursed Wages) Rules 1998
Kerala Payment of Wages (Procedure) Applications to Schedule Employment Rules, 1964
Kerala Payment of Wages (Unclaimed Amount) Rules, 1958
Kerala Payment of Wages (Manner of Recovery of Excess Deductions) Rules 1968
Kerala Payment of Wages (Deductions for National Defence Fund and Defence Saving Schemes) Rules 1964
- 18** Plantation Labour Act, 1951
Kerala Plantation Labour Rules, 1959
Kerala Plantation and (Welfare Officer) Rules 1978
- 19** Sales Promotion Employees (Conditions of Service) Act, 1976
Sales Promotion Employees (Conditions of Service) Rules, 1976
- 20** Trade Union Act, 1926
Kerala Trade Unions Regulations, 1958
- 21** Working Journalists and Other News Paper Employees (Conditions of Service) and Miscellaneous Provision Act, 1955
Working Journalists and Other News Paper Employees (Conditions of Service) and Miscellaneous Provision Rules, 1957
Working Journalists and Other News Paper Employees (Tribunal) Rules 1979
Working Journalists (Fixation of Rates of wages) Act 1958
- 22** Workmen's Compensation Act, 1923
Kerala Workmen's Compensation Rules, 1958
Workmen's Compensation (Transfer of Money) Rules, 1935
Workmen Compensation (Venue of Proceedings)
Kerala Workmen's Compensation (Schedule ii Parts 'A' 'B' and 'C' Occupational diseases) Rules 2001 Rules, 1958
Workmen Compensation (Amendment) Act 2009

Table – XVII

23. Particulars of Implementation of Labour Laws for the last 5 years

Name of the Act	No. of Inspections conducted	No. of Prosecutions launched	No. of Convictions
Year : 2015			
Minimum wages act	37686	2114	1331
Other Labour laws	80345	2546	1675
Total	118031	4660	3006
Year : 2016			
Minimum wages act	27033	2202	884
Other Labour laws	60100	3292	1298
Total	87133	5494	2182
Year : 2017			
Minimum wages act	25105	2516	974
Other Labour laws	62006	3622	1201
Total	87111	6138	2175
Year : 2018			
Minimum wages act	21622	1512	675
Other Labour laws	58887	2608	892
Total	80509	4120	1567
Year : 2019			
Minimum wages act	28569	2455	678
Other Labour laws	72272	3663	954
Total	100841	6118	1632

12. DETAILS OF ADMINISTRATION OF VARIOUS LABOUR LAWS

(i) The Trade Unions Act, 1926



Table – XVIII

24. Registered members of Trade Unions Submitting Returns									
Sl. No	Year	Number of unions at the end of the year	Number of unions that submitted returns during the year	Number of members					
				At the beginning of the year	Joined during the year	Left during the year	At the end of the year	Male	Female
							Total	Male	Female
1	2009	11829	1637	2843324	252906	276964	2819266	1555026	1264240
2	2010	11951	1285	2477266	400861	96137	2781990	1474361	1307629
3	2011	12083	1351	2870747	893660	77463	3686944	2176742	1510202
4	2012	12292	1211	3363447	307441	30918	3639970	2065964	1574006
5	2013	12435	1042	2253032	155454	91423	2317063	1426105	890958
6	2014	12578	1115	2349406	403751	190082	2563075	1455116	1107959
7	2015	12697	1087	2096667	206773	79271	2224169	1344052	880117
8	2016	12836	1124	2892515	416960	293659	3015816	1613248	1402518
9	2017	12955	1429	5455689	385674	393434	5447929	2357010	3090419
10	2018	13099	1297	3682323	343449	214368	3811404	2234055	1577349

Registered Members of Trade Unions Submitting Returns



Table – XIX

25. Income of Trade Unions (Workers) according to Source (Related to unions submitted returns) (Rs.In 000's)							
Sl. No	Year	Contribution from members	Donations	Sale of periodicals, books,etc	Interest in investments	Income from miscellaneous	Total
1	2	3	4	5	6	7	8
1	2009	87354	38463	7967	15967	28656	178407
2	2010	100994	37384	7494	10206	34914	190992
3	2011	112698	34753	8613	8845	29534	194443
4	2012	109256	34651	8058	8846	34957	195768
5	2013	80175	38686	753	4444	27251	151309
6	2014	92465	37613	1736	20082	47174	199070
7	2015	114179	34725	2828	11288	54202	217222
8	2016	142823	50494	12958	17189	68069	291533
9	2017	197369	56519	18046	38660	82483	393076
10	2018	156697299	52242791	12936870	21401574	58594198	301872732

Table – XX

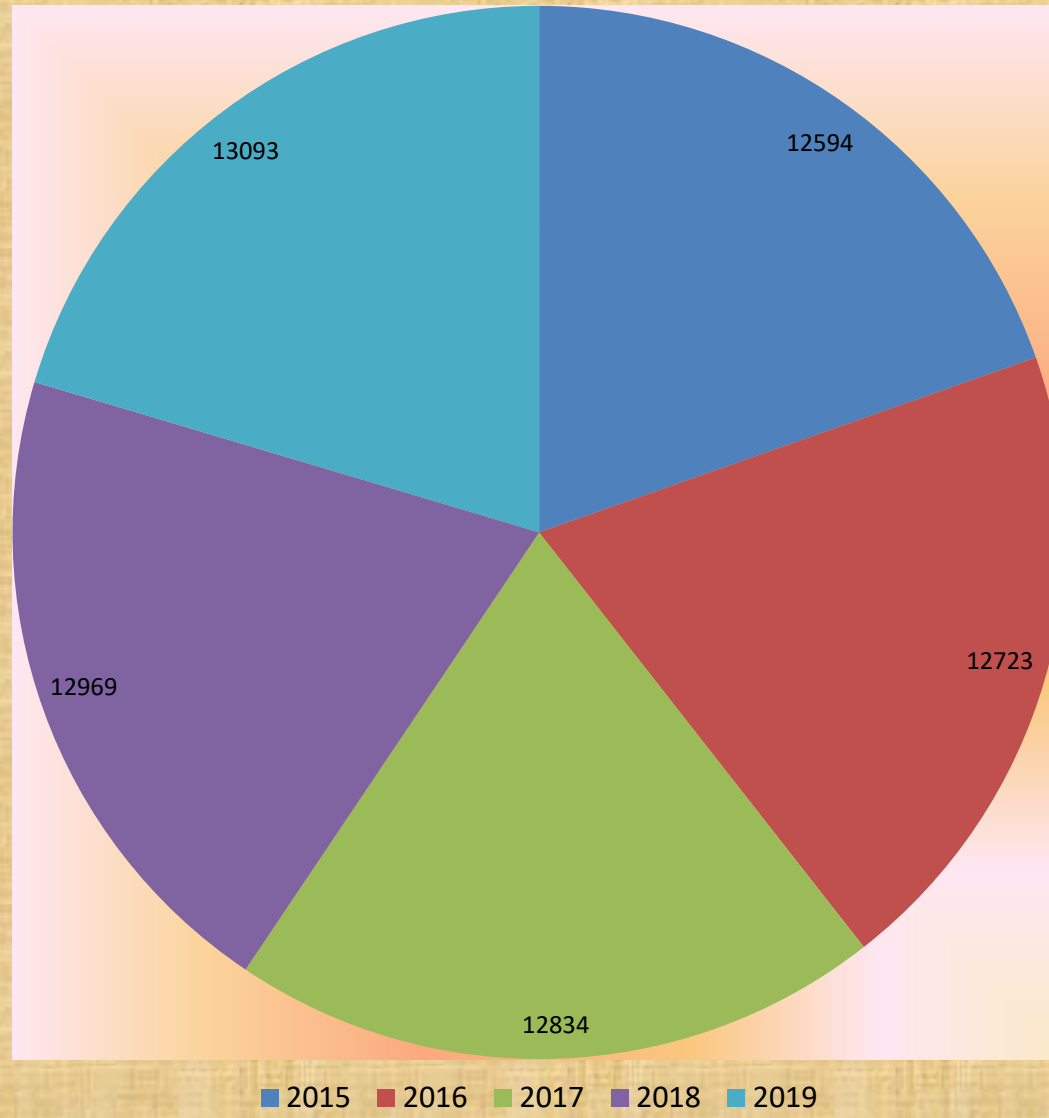
26. .Distribution of Expenditure of trade unions (Workers) (Related to unions submitted returns) (Rs. In 000's)												
Sl. No	Year	Salaries, allowances & expenses of office bearers	Expenditure of establishment	Audit fees	Legal expenses	Expenditure in conducting trade disputes	Compensation paid to members for loss arising out of trade disputes	Educational, Social & Religious benefits	Funeral, Old age, sickness, unemployment benefits etc.	Cost of publishing periodicals	Other expenses	Total
1	2	3	4	5	6	7	8	9	10	11	12	13
1	2009	24328	54750	978	3294	7262	1550	3576	4918	6778	70360	177794
2	2010	24073	58438	1042	2938	10740	2920	11041	8012	5861	53924	178989
3	2011	36064	63673	1114	3364	3892	2943	4723	5242	2600	71385	195000
4	2012	36359	61875	1061	3233	3771	2879	4679	5253	2312	74849	196271
5	2013	28051	41591	911	2336	2922	2658	7150	4712	3196	112612	206139
6	2014	32584	45761	1858	3581	3998	2234	7639	7179	6099	87191	198124
7	2015	32938	55293	2195	4853	6486	3159	4388	8687	4519	139322	261840
8	2016	53304	75687	2602	6467	6820	9313	14571	10696	5068	139702	324230
9	2017	60187	370606	4923	16809	36753	27798	18201	25791	8305	386925	958325
10	2018	50464	72583	3043	5156	10911	5445	7327	12820	5430	145905	319083

Table – XXI

27. Number of Trade Unions Registered and Cancelled (Workers)

Year	Number of workers union at the beginning of the year	Number of workers union newly registered during the year	Number of workers union cancelled during the year	Number of workers union on register at the end of the year
(1)	(2)	(3)	(4)	(5)
2015	12477	119	2	12594
2016	12594	132	3	12723
2017	12723	120	9	12834
2018	12834	156	21	12969
2019	12969	126	2	13093

Number of Trade Union registered at the end of the year



28. The Minimum Wages Act, 1948



The main objective of enactment of the Minimum Wages Act, 1948 is to prevent exploitation of labour and for that purpose provide some sort of social security measures to a vast majority of working class people employed in the unorganized sector in our country. These workers have very little or no bargaining power and consequently they often get deprived of a fair and legitimate wage. Hence, to ensure payment of a floor-level wage, fixation / revision of minimum wages in such sweated employments have been aimed at in the Act. There are two schedules to the Act., viz. Part I and II, wherein certain employments are included. The State Government has been empowered to add any employment to the schedule under Sec.27 of the Act. The State Government has added as many employments as possible to the schedule since the commencement of the Act. At present, there are 84 employments in the schedule of employments. Besides Fixation of minimum rates of wages the State Govt. also revises such rates from time to time as per provisions under Sec 5(1) (b) of the Minimum Wages Act, 1948. Minimum wages fixed for 80 schedule of employments are given below.

Sl no	Name of Scheduled Employments under the MW Act 1948	Notification No. and Date of Latest revision of Minimum wages
1	2	3
1	Employment in the manufacture of Ayurvedic and Allopathic Medicines	G.O.(P)No.149/2016/LBR., Dated.03/09/2016
2	Employment in manufacture of Aluminium and Tin	G.O.(Ms).No.117/2011/LBR., Dated 09/08/2011.
3	Employment in Beedi and Cigar	G.O(P) No.13/2017/LBR dated 06/03/2017
4	Employment in Block Rubber	G.O(Ms) No.139/2019/LBR dated 24/12/2019
5	Employment in Breweries (Manufacturing of beverages, distillation, and distillation and rectification of spirit)	G.O.(Ms).No.66/2013/LBR, Dated,01/06/2013.
6	Employment in Brick Manufacturing sector	G.O.(P).No.127/2011/LBR, Dated,19/08/2011.
7	Employment in Cable Television Network	Included in the schedule as per G.O(P) No.130/2016/LBR Dated 06/08/2016, preliminary notification for E1/32/2019 LBRD dtd. 20/07/2019, Final GO(P).NO.36/2020/LBR, Dtd.07.03.2020
8	Employment in Cane and Bamboo Industry	GO(P)No.134/2016/LBR dated 06/08/2016 and ammenment GO(P) No. 81/2018/LBR dtd. 10/09/2018
9	Employment in Cashew Industry	GO(P)No.21/2015/LBR dated 21/02/2015
10	Employment in Chartered Accountant Offices	G O (Ms)No.107/2011/ LBR., Dated 09/08/2011
11	Employment in Cinema Theaters	G.O.(MS) No.61/2019/LBR., Dated.21/06/2019

12	Employment in Drying of Coconut for making Copra	G O (Rt) No.1312/2010/ LBR., Dated 26/07/2010
13	Employment in Coir Industry	G O (Ms) No. 101/2012/ LBR.,Dated 03/07/2012
14	Employment in Computer software	GO(P)No.95/2020/BLR. Dtd.18.12.2020.
15	Employment in Construction and Maintenance of Dams	G.O.(P)No.154/2011/ LBR dated.12/09/2011.
16	Employment in Diamond cutting and Polishing	G.O. (P) No.152/2011/LBR., Dated.12/09/2011.
17	Employment in Domestic Works	G.O.(P).No.202/2016/LBR., Dated 29/12/2016
18	Employment in Electric Equipment,Home appliances & Operation of Software System	G.O.(Ms).No.115/2011/LBR., Dated 09/08/2011.
19	Employment in Electronic Industry	G.O.(Ms).No.99/2011/LBR., Dated 27/07/2011.
20	Employment in Fish Peeling and Canning	G.O.(P) No.62/2018/LBR. Dated.02/08/2018
21	Employment in Food Processing Industry	GO(P) No.52/2020/LBR, Dtd.09.06.2020
22	Employment in Forests	G.O.(P).No.65/2019/LBR., Dated, 18/07/2019
23	Employment in Footwear Manufacturing	G.O(P) No.69/2017/LBR dated 14/07/2017
24	Employment in Furniture Industry	G.O.(MS).No.70/2019/LBR., Dated 26/07/2019
25	Employment in Garment Manufacturing	G.O.(P) No. 143/2019/LBR dated 30/12/2019
26	Employment in manufacture of Gold and Silver Ornaments.	Notification No. G.O.(P).No.132/2016/LBR., Dated 06/08//2016
27	Employment in Handicrafts	G.O.(P) No.24/2019/LBR dated 24/03/2019

28	Employment in Handling and care of Elephants	G.O.(P) No. 133/2016/LBR dated 06/08/2016
29	Employment in Handloom Industry(Monthly)	G.O.(P)No.67/2018/LBR., Dated 09/08/2018
30	Employment in Handloom Industry	G.O.(P)No.67/2018/LBR., Dated 09/08/2018
31	Employment in Hill produce Industry	G.O.(P).No.37/2017/LBR., Dated 09/05/2017
32	Employment in Hosiery manufacturing	G.O.(P).No.153/2011/LBR.,Dated 12/09/2011.
33	Employment in Hostels	G.O.(P).No.94/2016/LBR., Dated 20/06/2016
34	Employment in Ice factories	G.O.(P)No.109/2016/LBR., Dated 18/07/2016
35	Employment in Khadi Industry	G.O.(P).No.64/2018/LBR., Dated 03/018/2018.
36	Employment in Liquor Trading and Vending	G O (P)No. 13/2020/ LBR .,Dated 24/01/2020
37	Employment in L.P. Gas	G.O.(R.T) No.704/2009/LBR Dated,27/05/2009
38	Employment in Light Motor Vehicles	G O (P) 44/2017/ LBR., Dated, 19/05/2017
39	Employment in Marble and Granite	G.O.(P).No.83/2020/LBR., Dated 22/10/2020.
40	Employment in Match Industry	G O (P) No.34/2020/LBR, Dated 06.03.2020
41	Employment in Mechanised fish Catching Industry	G.O(MS) No. 113/2011/LBR dated 09/08/2011
42	Employment in Medical Shops	G.O.(P)No.45/2017/LBR., Dated.24/05/2017
43	Employment in Mid Day Meal Scheme in Schools	G.O(P) No.136/2016/LBR dated 08/08/2016
44	Employment in Minor Engineering	G O (MS) 175/09/ LBR., Dated, 16/12/2009
45	Employment in Minor Ports	G O (P) No.32/2019/ LBR, Dated, 09/04/2019
46	Employment in Oil mills	G O (P)36/2017/ LBR., dated 09/05/2017
47	Employment in Oil Palm cultivation	G.O.(P)No.77/2017/LBR., dated.01/08/2017

48	Employment in Petrol Pumps	G.O(P)No.22/2020/LBR., dated.07/02/2020
49	Employment in Photography & Videography sector	G.O.(P).No. 33/2017/LBR., dated 03/05/2017
50	Employment in Plantations	G.O.(P).No.76/2016/LBR, dated, 17/05/2016
51	Employment in Plastic Industry	G.O.(MS).No.116/2011/LBR., dated 09/08/2011.
52	Employment in Power Loom Industry	G.O.(P)No126/2011/LBR., dated.19/08/2011.
53	Employment in Printing Press	G.O(P) No.131/2016/LBR dated 06/08/2016
54	Employment in Private Institutions (Non-Teaching Staff)	G.O(P) No.155/2011/LBR dated12/09/2011
55	Employment in Private Financial Institutions	G.O(P) No.08/2020/LBR dated12/01/2020
56	Employment in Private Hospitals/ Dispensaries/ Pharmacies etc	G O (P.) No.33/2018/ LBR dated 23/04/2018
57	Employment in Private Security Services	G.O (P) No. 38/2017/LBR dated09/05/2017
58	Employment in Private Temples	G.O.(M.S) No.109/2011/LBR, dated, 09/08/2011
59	Employment in Production of Motion Picture and Telefilm	G.O (MS) No. 123/2011/LBR dated17/08/2011
60	Employment Rice Mills, Flour Mills and Dhal Mills	G O (P) No. 12/2020/ LBR., dated 24/02/2010
61	Employment in River sand collection and loading	G.O.(MS)No.81/2011/LBR., dated.24.01.2020
62	Employment in Rubber Creep Mills	G O (P) 5/2016/ LBR, dated 14/01/2016
63	Employment in Rubber Products	G.O.(P).No.34/2019/LBR, dated20/04/2019
64	Employment in Sales Promotion of Pharmaceutical Products	G.O.(P).No.112/2016/LBR., dated 23/07/2016.
65	Employment in Screen Printing Industry	G.O.(MS).No.59/2011/LBR., dated 26/04/2011.

66	Employment in Shops and Commercial Establishments	G.O. (P) No. 196/2016/LBR dated 21/12/2016
67	Employment in Soap Manufacturing Industry	G.O.(MS).No.110/2011/LBR., dated 09/08/2011.
68	Employment in Star Hotels	G.O.(P).No.180/2011/LBR, dated,13/12/2011.
69	Employment in Stone crushing	G.O (P) No. 71/2019/LBR dated 29/07/2019
70	Employment in Sweeping and Cleaning	G.O. (P).No.68/2019/LBR., dated 20/07/2019
71	Employment in Tanneries and Leather Manufacturing	G.O.(MS).No.112/2011/LBR., dated 09/08/2011.
72	Employment in Timber cutting, clearing, felling and transporting of logs etc.	G.O.(MS) No.95/2011/LBR dated.22/07/2011.
73	Employment in Toddy Tapping	G.O.(P).No.101/2019/LBR, dated,05/11/2019
74	Employment in Tree Climbing	G.O.(MS) No.87/2011/LBR dated.06.07.2011
75	Employment in Timber & Plywood Industry	G.O.(P) No.19/2015/LBR, dated 16/02/2015
76	Employment in Tile manufacturing Industry	G.O(MS)No.16/2014/LBR dated.06/02/2014
77	Employment in manufacture of umbrellas	G.O.(MS) No.12/2010/LBR. dated.30/01/2010
78	Employment in Water Boat Transport	G.O.(MS) No.108/2011/LBR.dated.09/08/2011
79	Employment in Agricultural Operations	G. O (P) No. 39/2017/ LBR. dated,09/05/2017
80	Employment in Paper manufactures	G. O (MS) No. 32/2017/ LBR. dated,09/05/2017

Table - XXII

29. Statement showing the number of inspections, irregularities and prosecutions under the minimum wages Act 1948 for the last 5 years

Sl.no.	Year	No. of inspections	Irregularities		No. of prosecutions launched	No. of claims	Amount of compensation awarded	Amount Recovered as fine(Rs)
			detected	rectified				
1	2015	37370	75321	33297	2115	571	379567	1702210
2	2016	27033	81538	26182	2202	658	0	1331220
3	2017	25413	85256	29869	2456	557	0	1483100
4	2018	21786	77517	32506	1508	1089	20811044	1555100
5	2019	28569	103461	22839	2455	1221	77116561	4018149

TABLE XXIII
30. Administrative Report on Minimum Wages Act, 1948 for the year 2019-20

Sl.No.	Particulars	Agriculture	Other than Agriculture	total
1	Number of inspections conducted	12	29595	29607
2	Number of Irregularities			
	Detected	49	107930	107979
	Rectified	5	21376	21381
3	Number of claims			
	Filed	0	1217	1217
	Settled	0	1284	1284
4	Number of Prosecution cases			
	Pending	24	4884	4908
	Filed	0	2687	2687
	Decided	0	619	619
5	Amount of compensation awarded	0	70754387	70754387
6	Amount of Fine			
	Imposed (in Rs.)	0	4300649	4300649
	Recovered (in Rs.)	0	4300649	4300649

TABLE – XXIV

31. Monthly Minimum wages in different scheduled Employments under the Minimum wages Act, 1948 for the year 2019 (in Rs.)

SI. No	Name of the Scheduled Employments	Categories of Employment			
		Unskilled	Semi- Skilled	skilled	Highly skilled
1	Agriculture operations	13754	-	-	-
2	Block Rubber Factories	13754	14274	14534	-
3	Bricks manufacturing	10324.6	10454.6	10558.6	-
4	Cane and bamboo industry	12760.8	-	17700.8	-
5	Forests	18954	19344	20566	21372
6	Footware Manufacturing	12194	13884	16224	-
7	Furniture industry	16354	17134	19214	20384
8	Gold and silver manufacturing	12194	-	13594	15004
9	Handicrafts sector	-	14794	16614	18434
10	Handloom	12090	12350	12610	12870
11	Hosiery manufacturing	8998.6	9128.6	-	-
12	Minor engineering	9109.88	9291.88	9525.88	9837.88
13	Oil mill	12454	13234	14014	-
14	Oil palm	14126.58	14984.58	15816.58	-
15	Powerloom industry	9518.6	9778.6	9934.6	-
16	Printing press	12080	-	12540	-
17	Rice mills,Flour mills &Dhal mills	9402.9	9584.9	9766.9	-
18	Rubber products	13754	14534	15574	16354
19	Stone crushing 2019	20514	22854	24674	25974
20	Timber and plywood	11451	11529	11607	11841

25. The Plantations Labour Act, 1951



Plantations in Kerala are mainly constituted in Tea, Coffee, Rubber, Cardamom, Cocoa, Oil palm and Mixed crops.

The Inspectors of Plantations are functioning under the Chief Inspector of Plantations, an Officer in the cadre of Joint Labour Commissioner, whose headquarters is at Kottayam. The chief Inspector and the 11 Inspectors of Plantations function as a separate Inspectorate for enforcement of Plantations Labour Act 1951 and other labour laws applicable to Plantations in the State. The Assistant Labour Officers are the notified inspectors under 18 Labour Legislations. The Assistant Labour Officers and the District Labour Officers (E) are supervised and controlled by three Regional Joint Labour Commissioner at Kollam, Ernakulam and Kozhikode. The Plantations Labour Act, 1951 and the Rules framed thereunder provide for various health and welfare facilities for the benefit of the plantation workers. Some of the important welfare provisions are housing facilities, medical facilities, canteens providing food at subsidized rates, crèche with attendants and refreshment, recreational facilities, protective clothing, drinking water at the place of work, creation of educational infrastructure, annual leave with wages, and maternity benefits for women workers etc.

Table XXV
26. No. of Plantations and workers employed therein for the last five years

Sl.No	Particulars	Tea	Coffee	Rubber	Cardamom	Cocoa	Oil palm	Others	Total
1	2	3	4	5	6	7	8	9	10
2015									
1	No. of Registered Plantations.	124	170	268	131	0	3	31	727
2	Number of Plantations working	69	170	200	120	0	3	27	589
3	Number of plantations submitted returns	46	55	89	38	0	3	17	248
4	Average daily employment (Submitted returns)	1749	860	8185	334	0	546	2995	14669
5	Number of Plantations not submitted returns	78	115	179	93	0	0	14	479
6	Estimated daily employment in plantations not submitted returns	3814	716	3302	1456	0	196	136	9620
7	Total estimated average daily employment	21273	1576	11487	1790	0	742	3131	39999
8	No. of Inspection	111	125	268	71	0	3	28	606

					2016				
1	No. of Registered Plantations.	125	170	268	131	0	3	31	728
2	Number of Plantations working	74	159	197	131	0	3	31	595
3	Number of plantations submitted returns	51	39	70	11	0	3	27	201
4	Average daily employment (Submitted returns)	23815	673	9236	397	0	799	5503	40423
5	Number of Plantations not submitted returns	74	131	198	120	0	0	4	527
6	Estimated daily employment in plantations not submitted returns	3269	717	1535	257	0	0	136	5914
7	Total estimated average daily employment	27084	1390	10771	654	0	799	5639	46337
8	Total number of inspections during the year	125	170	268	131	0	3	31	728

2017									
1	No. of Registered Plantations.	125	170	268	131	0	3	31	728
2	Number of Plantations working	72	148	197	131	0	3	31	582
3	Number of plantations submitted returns	56	51	90	15	0	3	29	244
4	Average daily employment (Submitted returns)	23815	673	9149	113	0	721	4403	38874
5	Number of Plantations not submitted returns	16	97	107	116	0	0	2	338
6	Estimated daily employment in plantations not submitted returns	3436	1384	1535	257	0	0	136	6748
7	Total estimated average daily employment	27251	2057	10684	370	0	721	4539	45622
8	Total number of inspections during the year	125	160	192	67	0	2	31	577

2018									
1	No. of Registered Plantations.	125	170	268	131	0	3	31	728
2	Number of Plantations working	72	156	200	131	0	3	31	593
3	Number of plantations submitted returns	51	81	104	13	0	3	29	281
4	Average daily employment (Submitted returns)	22339	1289	10512	610	0	789	6459	41998
5	Number of Plantations not submitted returns	21	75	96	118	0	0	2	312
6	Estimated daily employment in plantations not submitted returns	3269	717	1535	257	0	0	136	5914
7	Total estimated average daily employment	25608	2006	12047	867	0	789	6595	47912
8	Total number of inspections during the year	125	156	200	106	0	3	31	621

2019									
1	No. of Registered Plantations.	125	170	288	131	0	3	31	748
2	Number of Plantations working	72	162	194	131	0	3	31	593
3	Number of plantations submitted returns	43	74	89	11	0	3	18	238
4	Average daily employment (Submitted returns)	16892	1208	9152	419	0	509	3908	32088
5	Number of Plantations not submitted returns	29	88	105	120	0	0	13	355
6	Estimated daily employment in plantations not submitted returns	4217	903	2152	993	0	0	2298	10563
7	Total estimated average daily employment	21109	2111	11304	1412	0	509	6206	42651
8	Total number of inspections during the year	65	140	209	92	0	3	31	540

Table XXVI

27. Distribution of plantations submitted returns according to working strength for the last 5 years

Sl. No	Year	Number of Workers																	
		Less than 15		15 to 29		30 to 49		50 to 99		100 to 499		500 to 999		1000 to 4999		5000 and more		Total	
		A	B	A	B	A	B	A	B	A	B	A	B	A	B	A	B	A	B
1	2	3	4	5	6	7	8	9	10	11	12	13	14	15	16	17	18	19	20
1	2015	88	530	33	634	20	281	11	523	69	13375	21	5743	6	9293	0	0	248	30379
2	2016	59	553	31	821	20	605	16	2393	49	15468	16	19275	10	1308	0	0	201	40423
3	2017	65	855	39	1502	15	1055	16	2353	76	17387	23	13821	10	8649	0	0	244	45622
4	2018	88	733	63	838	21	1742	24	1957	69	25626	10	4844	6	6258	0	0	281	41998
5	2019	76	930	49	2732	20	2416	19	2405	59	14598	15	9007	0	0	0	0	238	32088
A-Number of Plantations																			
B-Average Number of Daily Workers																			

Table XXVII**28. Maternity benefits paid in plantations submitted returns for the last five years**

Sl.no.	Year	Number of plantations covered by the act	Number of plantations submitted returns	Number of women employed in plantations submitted returns	Number of women worked for not less than 150 days	Number of women claimed the benefit	Number of claims accepted	Total amount paid (In rupees)
1	2	3	4	5	6	7	8	9
1	2015	589	247	15264	15264	135	135	1923361
2	2016	595	201	21443	21443	146	146	2228417
3	2017	582	244	24338	24338	150	150	5694091
4	2018	593	281	22079	4159	135	135	4992077
5	2019	593	238	15442	11918	103	102	4865898.66

Maternity Benefit paid in the Plantations submitted returns

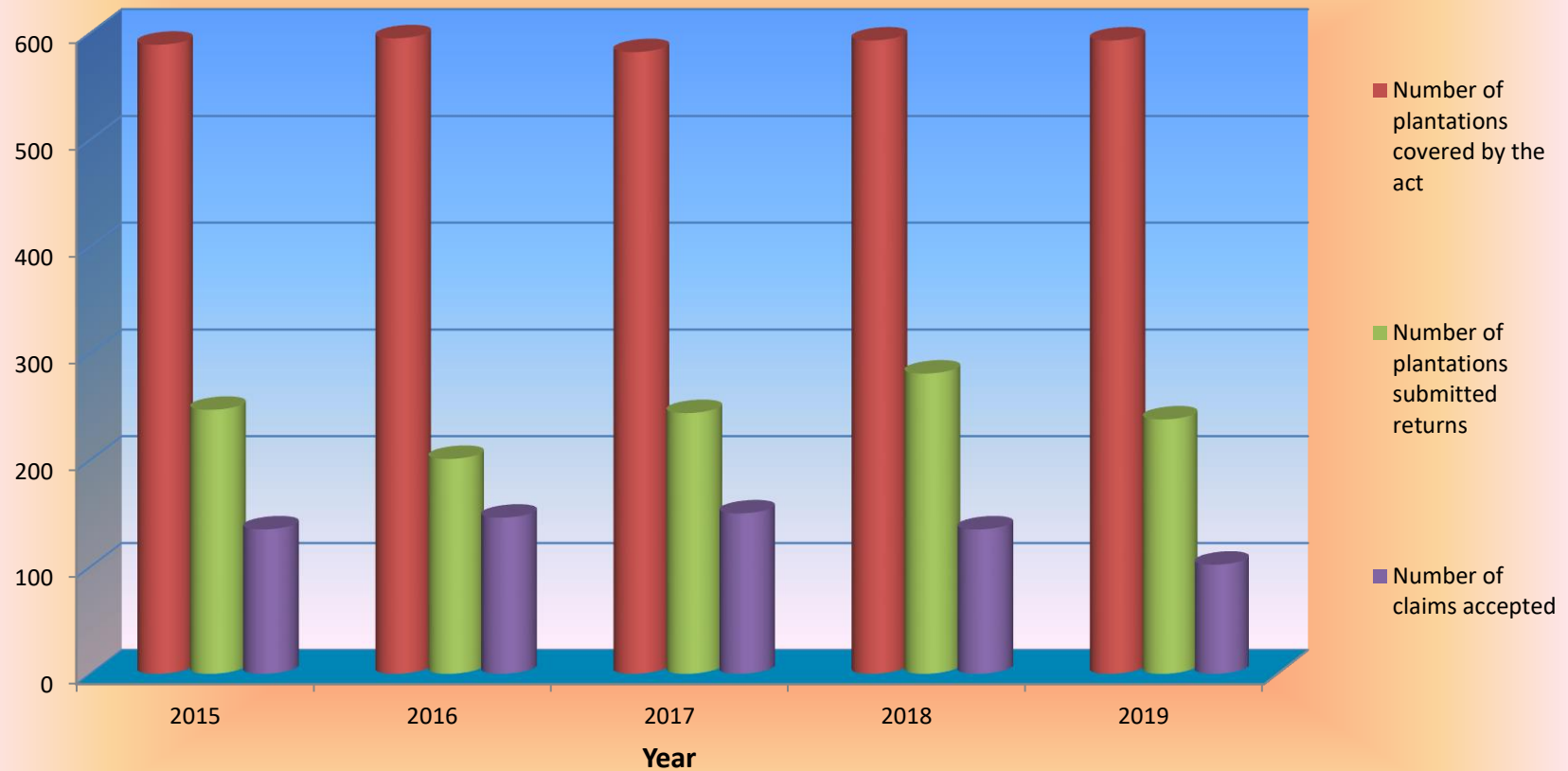
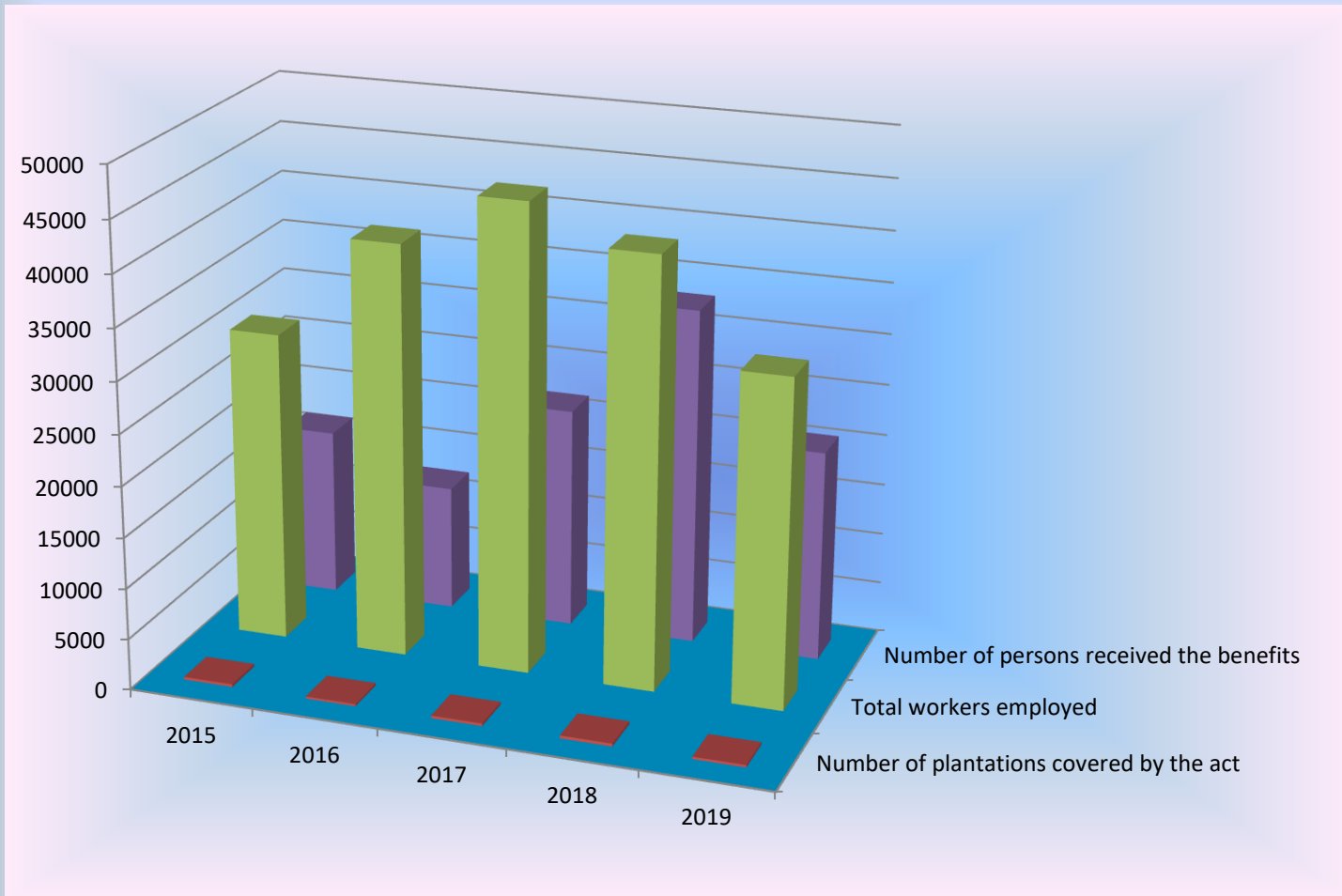


Table XXVIII**29. Sickness benefit and amount paid in plantations submitted returns for the last five years**

Sl.no.	Year	Number of plantations covered by the act	Total workers employed	Number of persons applied for the benefits	Number of persons received the benefits	Total amount paid (in rupees)
<i>1</i>	<i>2</i>	<i>3</i>	<i>4</i>	<i>5</i>	<i>6</i>	<i>7</i>
1	2015	248	30379	16501	16501	52668361
2	2016	201	40423	12311	12311	94001765
3	2017	244	45622	21731	21731	63186254
4	2018	281	41998	34903	33098	53260479
5	2019	238	32088	20917	20679	40588549

Sickness Benefit paid in Plantations submitted returns



■ Number of plantations covered by the act ■ Total workers employed ■ Number of persons received the benefits

Table XXIX**30. CRECHES AND HOUSING FACILITIES IN PLANTATIONS SUBMITTING RETURNS**

CRECHES								
Sl.No.	Year	No. of plantations covered by the act	No. plantations submitted returns	No. Plantations employing 50 or more women	No.of plantations maintain creches	No. of creches	No. of doctors/Nurses	No. of Ayas and Attendants
1	2015	589	248	85	57	172	45	141
2	2016	595	201	72	55	195	44	148
3	2017	582	244	71	54	183	33	130
4	2018	593	281	100	54	126	48	76
5	2019	593	238	77	60	139	49	78

Table XXX

31. HOUSING FACILITIES									
Sl.No.	Year	No. of plantations register	No. of workers employed	Number of workers			Shortage of houses	Houses sanctioned	Houses under construction
				Eligible for housing accommodation	Already provided	Remaining to be provided			
1	2015	727	30379	30379	25992	4387	0	0	0
2	2016	728	40423	40423	25992	1443	0	0	0
3	2017	728	45622	45622	28073	17549	0	0	0
4	2018	728	41998	41998	28073	13925	0	0	0
5	2019	738	32088	29808	24135	5673	0	0	0

Table XXXI
32. Canteen facilities in plantations

Sl. No	Year	Number of plantations covered by the Act	Number of plantations employing 150 or more workers	Number of plantations having canteens
1	2	3	4	5
1	2015	589	253	174
2	2016	595	201	70
3	2017	502	253	174
4	2018	593	95	61
5	2019	593	87	54

Table XXXII**33. ACCIDENTS AND ANALYSES BY CAUSES**

Year	No. of fatal accidents No. of non fatal accidents		Accidents in which workers returned to work during the year				Causes of Accidents					
			Occuring during the current Year		Occuring during the previous Year		Machinery moved by the mechanical power		Transport		Others	
			Number	Mandays lost	Number	Mandays lost	No. of fatal accidents	No. of non fatal accidents	No. of fatal accidents	No. of non fatal accidents	No. of fatal accidents	No. of non fatal accidents
2015	6	35	42	78	74	738	4	14	2	1	0	20
2016	6	4	10	1	42	78	5	0	1	0	0	4
2017	2	14	16	2	10	1	1	0	1	1	0	0
2018	6	4	10	0	16	2	5	0	1	0	0	4
2019	4	0	4	0	10	0	1	0	0	0	3	0

Fatal and Non Fatal Accident

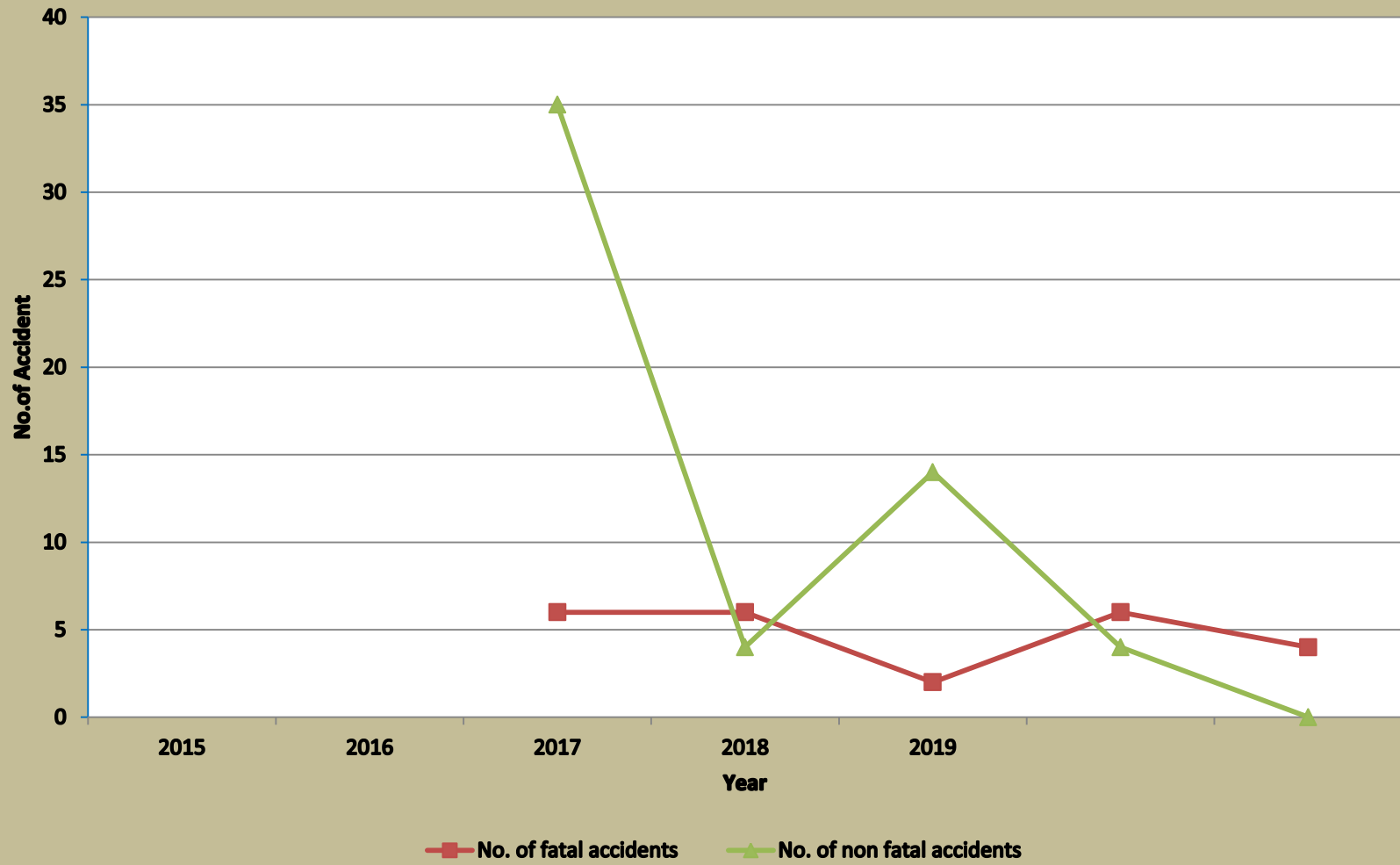


Table XXXIII**34. Inspections, Prosecutions and Convictions under Plantation Labour Act**

Sl.No	Year	Number of inspecting staff	Number of plantations inspected	Number of prosecutions filed	Number of cases in which convictions obtained	Number of plantations against which convictions	Number of cases acquitted	Number of cases withdrawn	Amount released towards fine(Rs)
1	2	3	4	5	6	7	8	9	10
1	2015	12	606	6	5	2	0	0	8200
2	2016	12	422	15	0	0	0	0	0
3	2017	12	577	12	0	0	2	0	0
4	2018	12	621	15	0	0	0	0	0
5	2019	12	540	9	6	6	0	0	12250

Table XXXIV

35. DISTRICTWISE ABSTRACT OF REGISTERED PLANTATIONS IN KERALA							
Sl.No:	Name of District	Number of Plantations	Area in Acres	Area in Hectares	Number of workers		
					Male	Female	Total
1	Thiruvananthapuram	5579.68	2258.63	573	943	1508	2451
2	Kollam	27092.06	10964.00	2641	2309	4958	7267
3	Pathanamthitta	9363.03	3789.17	1562	1487	3069	4556
4	Alappuzha	0	0	0	0	0	0
5	Kottayam	4157.87	1682.68	758	628	1397	2025
6	Idukki	100271.28	40579.23	12100	16604.8	28152	44756.8
7	Eranakulam	9744.25	3943.44	470	418	896	1314
8	Thrissur	9858.18	3989.55	953	966	1914	2880
9	Malappuram	121991.9	49369.49	504	268	771	1039
10	Palakkad	16350.78	6615.45	1136	1465	2601	4066
11	Kozhikkode	7076.46	2863.97	511	300	811	1111
12	Wayanad	24638	9970.81	3415	3155	13176	16331
13	Kannur	2639	1071.97	84	55	139	194
14	Kasargode	1717.18	694.94	159	69	228	297
TOTAL		340479.67	137793.33	24866	28667.8	59620	88287.8
Data Source:O/O The Inspector of Plantations.							

36. Kerala Shops And Commercial Establishments Act, 1960



The basic objectives of the Act along with the rules framed there under are compulsory registration of all classes of shops and establishments, recovery of wages, enforcing various provisions like appointment letters to the person employed, maintenance of registers and records by the shopkeepers/employers, enforcing provisions like hours of work and leave of person employed etc.

Administration of Kerala Shops & Establishments Act,1960		
Sl.No.	Particulars	YEAR:2019
1.	Number of Establishments covered under the Act 1960	339606
2.	Number of persons employed	974485
3.	Number of Inspections Made during the year	49403
4.	Number of prosecution Launched during the year	3154
5.	Number of cases disposed by the court during the year	763
6.	Number of cases acquitted during the year	0
7.	Amount of Fine releases during the year (in Rs)	3179400

Table XXXV**37. Statement showing the number of Inspections and prosecutions Shops and Commercial Establishments Act for the last 5 years**

Sl. No	Year	No of inspections	Number of prosecutions launched	Cases disposed by Courts		Amount released as fine in Rs.
				Convicted	Acquitted	
1	2	3	4	5	6	7
1	2015	53135	2963	1919	19	4215509
2	2016	36877	2758	1364	9	7459744
3	2017	41447	2874	1087	1	4762541
4	2018	41491	2179	695	3	3269950
5	2019	49403	3154	763	0	3179400

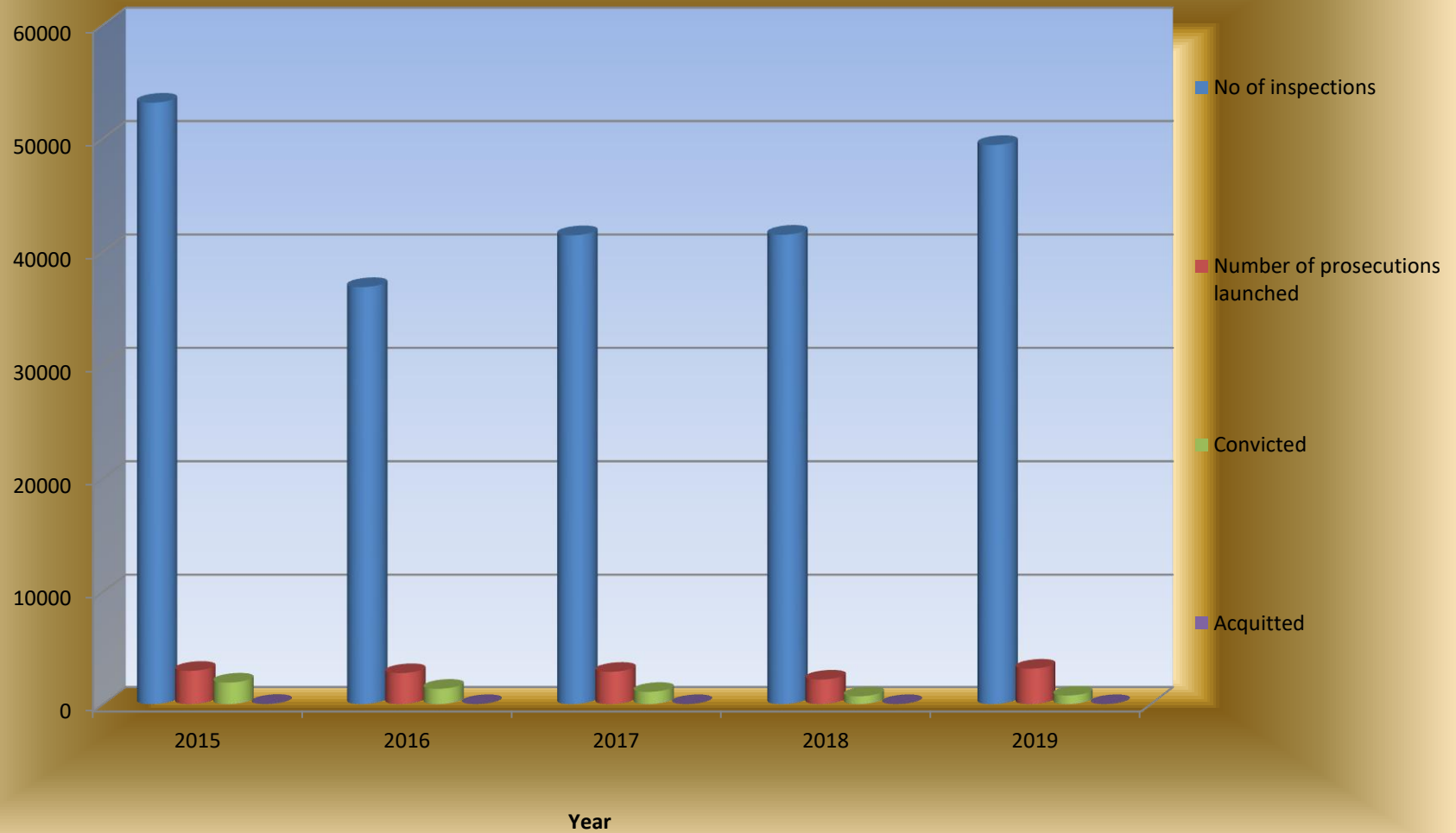
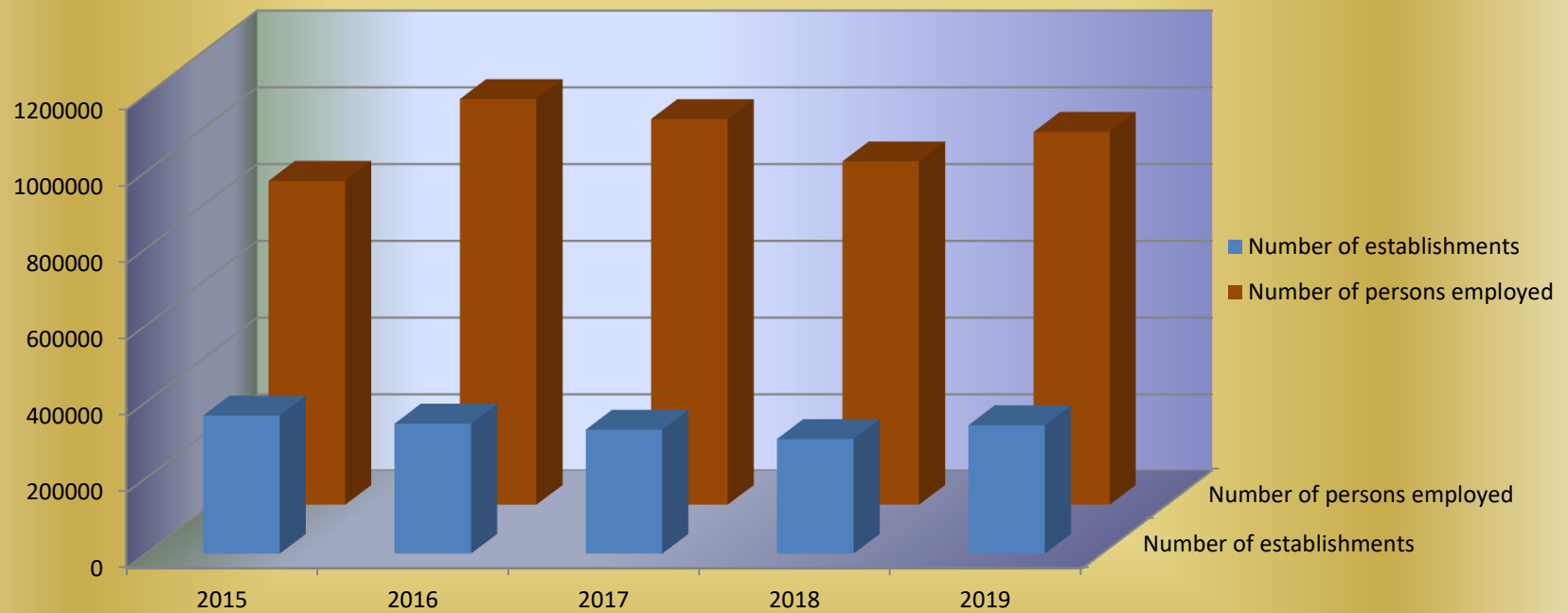
Number of Inspection and prosecutions shops and commercial establishment act for last 5 year

Table XXXVI
38. Number of Shops and Commercial Establishments under Shops & Commercial Establishments Act
For the last 5 years

Sl. No	Year	Shops				Commercial establishments		Cinema theatres, Hotels & Restaurants		Total	
		Total Shops	Run by owner without employees	Run with employees	Number of persons employed	Number	Number of persons employed	Number	Number of persons employed	Number of establishments	Number of persons employed
1	2	3	4	5	6	7	8	9	10	11	12
1	2015	287598	166869	120729	534917	57907	228330	19235	83680	364740	846927
2	2016	279156	137784	141372	569290	47730	399435	16821	91280	343707	1060005
3	2017	265893	131002	134891	534916	46262	384014	15795	89082	327950	1008012
4	2018	246645	120821	125824	452690	42960	362893	14091	81991	303696	897574
5	2019	276063	135162	140901	500195	47851	383968	15692	90322	339606	974485

Shops and Commercial Establishments under shops and commercial establishment act



39. Motor Transport Workers Act, 1961



This Act provides for the welfare of motor transport workers and regulates the conditions of their work. The Act prescribes hours of work, wages for overtime work, canteens, rest rooms, supply of uniforms, medical facilities, first aid facilities, issuance of appointment letters to workers etc.. The Act also prescribes registration of motor transport undertakings and renewal of the same.

All the Minimum Wages Inspectors, Labour Inspectors and Agricultural Minimum Wages Inspectors, have been appointed as Inspectors under the Act. Engagement of children below fifteen years of age in any motor transport service has been prohibited under the Motor Transport Workers Act, 1961. The motor transport workers employed in the employment of “Public Motor Transport” which is also a scheduled employment under The Minimum Wages Act, 1948 are entitled to get wages as per Government Notification.

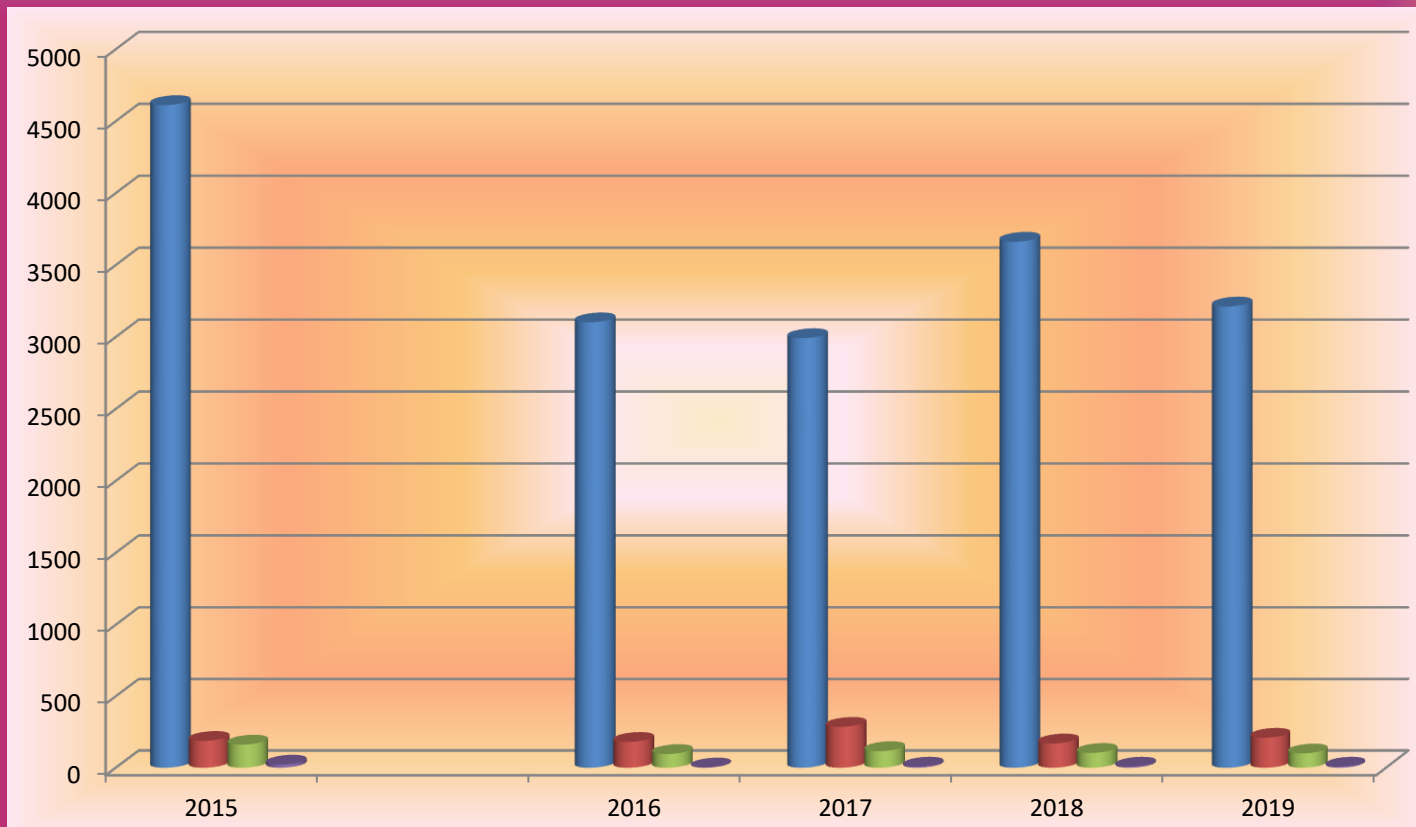
The Administrative Report on the Motor Transport Workers Act, 1961 for the year 2019

Sl. No	Description	Year:2019
1.	No. of Inspections conducted	3212
2.	No. of Prosecution Cases launched during the year	210
3.	No. of Court Cases disposed of by Conviction	100
4.	No. of Court Cases disposed of by Acquittal	8
5.	No. of Court Cases disposed of by Withdrawal	0
6.	Total amount of fine imposed	488300

Table XXXVII
40.Number of Registered Motor Transport Undertaking having Inspections, Prosecutions and Convictions for the last 5 years

Sl.No	Particulars	2015	2016	2017	2018	2019
1	2	4	5	6	7	
1	Number of registered Motor Transport Undertakings.	9310	8074	8317	6996	7961
2	Number of Inspecting staff	124	124	124	124	124
3	Number of inspections	4612	3102	2992	3662	3212
4	Number of Prosecution cases filed	188	181	286	170	210
5	Number of cases convicted	162	96	116	104	100
6	Number of cases Acquitted	22	2	8	8	8
7	Total amount released as fine	203950	128650	303500	406950	488300

Inspection and conviction under Motor Transport Act



■ Number of inspections

■ Number of cases filed

■ Number of cases convicted

■ Number of cases Acquitted

41. REPORT ON THE WORKING OF THE EMPLOYEES COMPENSATION ACT, 1923

The Workmen's Compensation Act, 1923 (Employees' Compensation Act w.e.f. 31-5-2010), which aims at providing financial protection to the workmen and/or their dependents in case of accidents arising out of and in the course of employment and causing either death or disablement of workmen, came into force on 1st July, 1924. Besides, the Act has a provision of paying compensation to the workmen for some occupational diseases contracted by them during the course of their employment. Labour Bureau has been bringing out reviews/reports on the working of the Act based on the returns received from State Governments /Union Territories every year.

Table XXXVIII

42. Number of cases and amount paid under Employees Compensation Act for the last 5 years

Year	Industry	Number of cases of injuries for which final compensation sanctioned			Amount of Compensation paid (Rs)		
		Death	Permanent Disablement	Temporary Disablement	Death	Permanent Disablement	Temporary Disablement
1	2	3	4	5	6	7	8
2015	Factories	9	5	11	6623962	3259589	2042733
	Plantation	1	2	25	464518	315716	885611
	Building Construction	12	3	5	7500480	1653880	576615
	Others	62	89	35	39931523	9408475	7760651
	Total	84	99	76	54520483	14637660	11265610
2016	Factories	0	0	18	0	0	66669

				90			
	Plantation	0	0	29	0	0	657552
	Building Construction	0	0	0	0	0	0
	Others	82	77	120	21593700	15261343	7078844
	Total	82	77	167	21593700	15261343	7803065
2017	Factories	3	2	3	1730010	1943546	321478
	Plantation	1	0	120	655962	0	1124790
	Building Construction	20	0	1	16366500	0	47863
	Others	129	99	56	62308638	20002810	10912197
	Total	153	101	180	81061110	21946356	12406328
2018	Factories	5	0	0	2670000	0	0
	Plantation	0	0	59	0	0	1261355
	Building Construction	15	0	0	15270000	0	0
	Others	152	166	66	77972901	41036500	10785800
	Total	172	166	125	95912901	41036500	12047155
2019	Factories	4	1	6	3528000	900000	1060150
	Plantation	0	5	59	0	420026	207660
	Building Construction	11	2	5	9722000	1585600	1050700
	Others	170	97	60	103923899	29479322	6205469
	Total	185	105	130	117173899	32384948	8523979

Table – XXXIX

43. Financial assistance to Labourers engaged in climbing trees- Number of beneficiaries and amount paid (including SC/ST Categories)

	2015-16		2016-17		2017-18		2018-19		2019-20	
Name of District	Number Of Beneficiaries	Amount Paid	Number Of Beneficiaries	Amount Paid	Number Of Beneficiaries	Amount Paid	Number of beneficiaries	Amount paid	Number of beneficiaries	Amount paid
1	2	3	4	5	6	7	8	9	10	11
Thiruvananthapuram	72	596370	72	786150	25	1850000	17	1200000	16	925000
Kollam	97	732060	97	834120	17	1400000	6	550000	9	750000
Pathanamthitta	63	495180	63	589680	13	850000	14	900000	8	660000
Alappuzha	72	561570	74	792540	12	900000	3	300000	5	400000
Kottayam	75	577200	75	720300	23	1750000	11	950000	9	800000
Idukki	59	483000	60	579600	34	2150000	28	1750000	8	450000
Ernakulam	63	481950	63	601020	12	700000	9	550000	8	550000
Trissur	200	1474680	212	1602720	21	1450000	7	450000	6	550000
Palakkad	130	991935	130	1117200	32	1750000	13	650000	12	750000
Malappuram	194	1501253	208	1685040	25	1500000	21	1250000	15	850000
Kozhikode	327	2543340	329	3072300	35	2400000	62	4130000	16	1075000
Wyanad	103	800100	101	763560	37	2350000	37	2200000	19	1250000
Kannur	170	1317960	171	1464750	59	3800000	39	2500000	34	2000000
Kasargod	133	1000125	164	1391040	26	1350000	14	1050000	8	450000
Total	1760	13556726	1823	16000025	377	24200007	289	18430000	173	11460000

Table XL**44. LIST OF PUBLIC INFORMATION OFFICERS AND APPELLATE AUTHORITY IN LABOUR COMMISSIONERATE AND SUBORDINATE OFFICES**

Sl.No.	Office	Authorised Officer
1	Office Of the Labour Commissioner	
	Public Information Officer	Deputy Labour Commissioner(H.Q)& Senior Administrative Officer
	Assistant Public Information Officer	Administrative Assistant
	Appellate Authority	Additional Labour Commissioner (Enforcement)
2	Regional Labour Commissioner Office	
	Public Information Officer	Senior Superintendent
	Appellate Authority	Regional Joint Labour Commissioner
3	Office of the Plantation Chief Inspector	
	Public Information Officer	Administrative Assistant
	Appellate Authority	Chief Inspector Of Plantations
4	Plantation Inspector's Office	
	Public Information Officer	Plantation Inspector
	Appellate Authority	Chief Inspector Of Plantations
5	State Advisory Contract Labour Board, Thiruvananthapuram	
	Public Information Officer	Senior Superintendent
	Appellate Authority	Deputy Labour Commissioner
6	Deputy Labour Commissioner Office(Independent)	
	Public Information Officer	Senior Superintendent
	Appellate Authority	Deputy Labour Commissioner
7	District Labour Office	
	Public Information Officer	Deputy Labour officer (In Kasaragod District Junior Superintendent)
	Assistant Public Information Officer	Junior Superintendent
	Appellate Authority	District Labour Officer(General),(In Kasaragod District Public Information Officer Only)
8	Assistant Labour Office	
	Public Information Officer	Assistant Labour Officer
	Appellate Authority	District Labour Officer(General)
9	Deputy Labour Office(Independent)	
	Public Information Officer	Deputy Labour Officer
	Appellate Authority	District Labour Officer (General)
10	Minimum Wages Advisory Board, Thiruvananthapuram	
	Public Information Officer	Secretary, Minimum Wages Advisory Board
	Appellate Authority	Joint Labour Commissioner(Planning)

Table – XLI
45. WELFARE FUND BOARDS WORKING UNDER LABOUR DEPARTMENT

Sl.No	Name of Board	Contact for membership	Year: 2017	
			Number of Registered Members	Phone No.
1	Kerala Toddy workers welfare Fund Board	District Ex.Officer	26344	04712442287
2	Kerala Labour Welfare Fund Board	District Ex.Officer	450742	04712463769
3	Kerala Headload Workers Welfare Fund Board	District Committees	181521	04842401448
4	Kerala Motor Transport Workers Welfare Fund Board	District Ex.Officer	1001948	04742741288
5	Kerala Cashew Workers Relief and Welfare Fund Board	Welfare fund Inspectors	260321	04742740942
6	Kerala Handloom Workers Welfare Fund Board	District Ex.Officers of Kozhikode, Ernakulam, Trivandrum and Kannur	64322	04972702995
7	Kerala Abkari Workers Welfare Fund Board	District Ex.Officer	3068	04712460397
8	Kerala Building and other Construction Workers Welfare Board	District Ex.Officer	2024350	04712337941
9	Kerala Agricultural Workers Welfare Fund Board	District Ex.Officer	1593465	04872386871

10	Kerala Tailoring Workers Welfare Fund Board	District Ex.Officer	853601	04712448592
11	Kerala Beedi and Cigar Workers Welfare Fund Board		43002	04972706133
12	Kerala Eetta, Kattuvally, And Pandanus Leaf Workers Welfare Fund Board	Chief Ex. Officer	10310	04842454443
13	Kerala Unorganised workers social security board (Barber, beautician, alakku, temple, artisans and skilled etc)	District Ex.Officer	443147	04712464240
14	Kerala Shops and Commercial Establishments Workers Welfare Fund Board	District Ex.Officer	1319283	04712572507
15	Kerala Small Plantation Workers Welfare Fund Board	District Ex.Officer	16700	04812566672
16	Kerala Jewellery Workers Welfare Fund Board	Regional office, Thrissur, Kozhikode and Thiruvananthapuram	20779	04712331479

The following Tables shows the Welfare activities of Welfare fund boards under the control of Labour Department for the period
2019-20

Table – XLII

46. District wise number of beneficiaries in Tailoring Workers during 2019-20

Sl no	State/Districts	Pension			Treatment Benefit			Maternity Benefit		
		Male	Female	Total	Male	Female	Total	Male	Female	Total
	Kerala	1624	52514	54138	21	702	723	0	5068	5068
1	Thiruvananthapuram	225	7261	7486	7	242	249	0	590	590
2	Kollam	231	7480	7711	4	121	125	0	770	770
3	Pathanamthitta	97	3139	3236	0	10	10	0	108	108
4	Alappuzha	188	6093	6281	1	37	38	0	317	317
5	Kottayam	150	4839	4989	1	38	39	0	189	189
6	Idukki	32	1048	1080	0	11	11	0	159	159
7	Ernakulam	142	4599	4741	1	36	37	0	329	329
8	Thrissur	156	5038	5194	2	51	53	0	696	696
9	Palakkad	53	1707	1760	1	29	30	0	323	323
10	Malappuram	35	1125	1160	1	29	30	0	258	258
11	Kozhikode	152	4922	5074	2	62	64	0	558	558
12	Wynad	21	691	712	0	6	6	0	172	172
13	Kannur	116	3736	3852	1	24	25	0	371	371
14	Kasargod	26	836	862	0	6	6	0	228	228

Table – XLIII
47. District wise number of beneficiaries in Tailoring Workers during 2019-20

Sl no	State/Districts	Marriage Benefit			Death Relief Fund			Educational Benefit			Other Benefit Schemes		
		Male	Female	Total	Male	Female	Total	Male	Female	Total	Male	Female	Total
	Kerala	0	5897	5897	17	409	426	105	5068	5173	310	9982	10292
1	Thiruvananthapuram	0	648	648	3	61	64	8	373	381	39	1254	1293
2	Kollam	0	725	725	3	75	78	21	1018	1039	47	1524	1571
3	Pathanamthitta	0	137	137	0	9	9	1	41	42	30	956	986
4	Alappuzha	0	410	410	1	22	23	6	284	290	33	1066	1099
5	Kottayam	0	280	280	1	22	23	3	162	165	18	579	597
6	Idukki	0	77	77	0	10	10	1	43	44	8	271	279
7	Ernakulam	0	509	509	1	32	33	7	325	332	29	924	953
8	Thrissur	0	1032	1032	2	47	49	11	539	550	29	925	954
9	Palakkad	0	242	242	1	19	20	3	128	131	10	322	332
10	Malappuram	0	263	263	1	19	20	4	208	212	8	245	253
11	Kozhikode	0	855	855	2	36	38	19	908	927	31	1007	1038
12	Wynad	0	108	108	0	4	4	2	110	112	3	111	114
13	Kannur	0	495	495	2	43	45	15	746	761	20	638	658
14	Kasargod	0	116	116	0	10	10	4	183	187	5	160	165

Table – XLV
49. NDistrict wise number of beneficiaries in Beedi & Cigar Workers during 2019-20

Sl.no.	State/District	Death Relief Fund			Educational Benefit			Other Benefit Schemes		
		Male	Female	Total	Male	Female	Total	Male	Female	Total
	Kerala	2	8	10	0	0	0	239	6041	6280
1	Thiruvananthapuram	0	0	0	0	0	0	0	0	0
2	Kollam	0	0	0	0	0	0	0	0	0
3	Pathanamthitta	0	0	0	0	0	0	0	0	0
4	Alappuzha	0	0	0	0	0	0	0	0	0
5	Kottayam	0	0	0	0	0	0	0	0	0
6	Idukki	0	0	0	0	0	0	0	0	0
7	Ernakulam	0	0	0	0	0	0	0	0	0
8	Thrissur	0	0	0	0	0	0	3	260	263
9	Palakkad	0	0	0	0	0	0	28	69	97
10	Malappuram	0	2	2	0	0	0	6	321	327
11	Kozhikode	0	0	0	0	0	0	16	147	163
12	Wynad	0	0	0	0	0	0	0	0	0
13	Kannur	2	3	5	0	0	0	141	3333	3474
14	Kasargod	0	3	3	0	0	0	45	1911	1956

Table – XLVI
50. District wise number of beneficiaries in Motor Transport Workers during 2019-20

Sl.no.	State/District	Pension			Treatment Benefit			Maternity Benefit			Marriage Benefit		
		Male	Female	Total	Male	Female	Total	Male	Female	Total	Male	Female	Total
	Kerala	3323	3	3326	135	0	135	14	3	17	1752	1	1753
1	Thiruvananthapuram	270	0	270	1	0	1	0	1	1	63	0	63
2	Kollam	231	0	231	1	0	1	0	0	0	85	0	85
3	Pathanamthitta	125	0	125	1	0	1	0	0	0	57	0	57
4	Alappuzha	300	0	300	4	0	4	0	0	0	79	0	79
5	Kottayam	256	0	256	1	0	1	0	0	0	50	0	50
6	Idukki	55	0	55	0	0	0	0	0	0	22	0	22
7	Ernakulam	276	0	276	3	0	3	0	0	0	73	0	73
8	Thrissur	262	1	263	5	0	5	0	0	0	83	0	83
9	Palakkad	209	0	209	5	0	5	0	0	0	83	0	83
10	Malappuram	146	0	146	2	0	2	0	0	0	67	0	67
11	Kozhikode	413	1	414	103	0	103	14	0	14	857	1	858
12	Wynad	68	0	68	1	0	1	0	0	0	44	0	44
13	Kannur	468	1	469	7	0	7	0	0	0	131	0	131
14	Kasargod	244	0	244	1	0	1	0	2	2	58	0	58

Table – XLVII
51. District wise number of beneficiaries in Motor Transport Workers during 2019-20

Sl.no.	State/Districts	Death Relief Fund			Educational Benefit			Other Benefit Schemes		
		Male	Female	Total	Male	Female	Total	Male	Female	Total
	Kerala	138	0	138	9174	218	9392	2340	1	2341
1	Thiruvananthapuram	13	0	13	565	3	568	242	0	242
2	Kollam	8	0	8	763	0	763	265	0	265
3	Pathanamthitta	24	0	24	497	1	498	0	0	0
4	Alappuzha	9	0	9	533	1	534	279	0	279
5	Kottayam	4	0	4	128	205	333	1	0	1
6	Idukki	3	0	3	308	0	308	110	0	110
7	Ernakulam	10	0	10	472	0	472	0	0	0
8	Thrissur	9	0	9	582	1	583	262	1	263
9	Palakkad	5	0	5	732	0	732	183	0	183
10	Malappuram	5	0	5	605	0	605	200	0	200
11	Kozhikode	14	0	14	857	1	858	2	0	2
12	Wynad	3	0	3	577	0	577	0	0	0
13	Kannur	27	0	27	1605	5	1610	617	0	617
14	Kasargod	4	0	4	950	1	951	179	0	179

Table – XLVIII
52. District wise number of beneficiaries in Jewellery Workers during 2019-20

Sl.no.	State/District	Pension			Treatment Benefit			Maternity Benefit			Marriage Benefit		
		Male	Female	Total	Male	Female	Total	Male	Female	Total	Male	Female	Total
	Kerala	144	39	183	14	1	15	0	48	48	37	12	49
1	Thiruvananthapuram	14	2	16	0	0	0	0	2	2	5	1	6
2	Kollam	11	2	13	1	0	1	0	2	2	0	2	2
3	Pathanamthitta	0	0	0	0	0	0	0	0	0	0	0	0
4	Alappuzha	2	0	2	0	0	0	0	0	0	2	1	3
5	Kottayam	2	0	2	0	0	0	0	2	2	2	0	2
6	Idukki	0	0	0	0	0	0	0	0	0	0	0	0
7	Ernakulam	19	6	25	0	0	0	0	0	0	0	0	0
8	Thrissur	23	12	35	3	1	4	0	16	16	4	3	7
9	Palakkad	8	1	9	1	0	1	0	5	5	3	0	3
10	Malappuram	11	5	16	2	0	2	0	9	9	6	0	6
11	Kozhikode	49	11	60	1	0	1	0	8	8	11	4	15
12	Wynad	0	0	0	0	0	0	0	0	0	0	0	0
13	Kannur	5	0	5	6	0	6	0	4	4	3	1	4
14	Kasargod	0	0	0	0	0	0	0	0	0	1	0	1

Table – XLIX
53. District wise number of beneficiaries in Jewellery Workers Welfare Fund Board during 2019-20

Sl.no.	State/Districts	Death Relief Fund			Educational Benefit			Other Benefit Schemes		
		Male	Female	Total	Male	Female	Total	Male	Female	Total
	Kerala	16	9	25	45	15	60	0	0	0
1	Thiruvananthapuram	0	3	3	0	0	0	0	0	0
2	Kollam	0	2	2	0	0	0	0	0	0
3	Pathanamthitta	0	0	0	0	0	0	0	0	0
4	Alappuzha	0	0	0	0	0	0	0	0	0
5	Kottayam	0	2	2	1	0	1	0	0	0
6	Idukki	0	0	0	0	0	0	0	0	0
7	Ernakulam	2	0	2	0	0	0	0	0	0
8	Thrissur	2	0	2	8	9	17	0	0	0
9	Palakkad	1	0	1	1	0	1	0	0	0
10	Malappuram	3	1	4	7	1	8	0	0	0
11	Kozhikode	4	1	5	15	4	19	0	0	0
12	Wynad	0	0	0	0	0	0	0	0	0
13	Kannur	3	0	3	8	0	8	0	0	0
14	Kasargod	1	0	1	5	1	6	0	0	0

Table – LI
55. District wise number of beneficiaries in Agricultural Workers Welfare Fund Board during 2019-20

Sl.no.	State/Districts	Treatment Benefit			Maternity Benefit			Marriage Benefit		
		Male	Female	Total	Male	Female	Total	Male	Female	Total
	Kerala	166	370	536	0	580	580	805	3457	4262
1	Thiruvananthapuram	3	25	28	0	6	6	61	439	500
2	Kollam	12	32	44	0	95	95	53	148	201
3	Pathanamthitta	7	19	26	0	14	14	43	139	182
4	Alappuzha	9	25	34	0	28	28	2	2	4
5	Kottayam	2	10	12	0	16	16	53	345	398
6	Idukki	21	38	59	0	17	17	52	110	162
7	Ernakulam	8	34	42	0	11	11	53	198	251
8	Thrissur	7	3	10	0	13	13	2	4	6
9	Palakkad	15	11	26	0	43	43	83	442	525
10	Malappuram	17	43	60	0	96	96	73	398	471
11	Kozhikode	6	15	21	0	27	27	104	396	500
12	Wynad	42	92	134	0	145	145	88	162	250
13	Kannur	9	4	13	0	67	67	74	338	412
14	Kasargod	8	19	27	0	2	2	64	336	400

Table – LIII

57. District wise number of beneficiaries in Bamboo Kattuvalli Pandanus leaf Workers Welfare Fund Board during 2019-20

Sl.No.	State/District	Death Relief Fund			Educational Benefit			Other Benefit Schemes		
		Male	Female	Total	Male	Female	Total	Male	Female	Total
	Kerala	17	14	31	1	19	20	3123	62202	65325
1	Thiruvananthapuram	3	2	5	0	1	1	76	1666	1742
2	Kollam	3	0	3	0	4	4	194	4272	4466
3	Pathanamthitta	0	0	0	0	0	0	8	6	14
4	Alappuzha	0	2	2	0	1	1	205	4607	4812
5	Kottayam	0	0	0	0	0	0	20	439	459
6	Idukki	0	0	0	0	0	0	54	1171	1225
7	Ernakulam	4	6	10	1	1	2	726	14583	15309
8	Thrissur	6	2	8	0	12	12	1514	29714	31228
9	Palakkad	0	0	0	0	0	0	83	1708	1791
10	Malappuram	1	2	3	0	0	0	234	3958	4192
11	Kozhikode	0	0	0	0	0	0	0	1	1
12	Wynad	0	0	0	0	0	0	7	73	80
13	Kannur	0	0	0	0	0	0	1	0	1
14	Kasargod	0	0	0	0	0	0	1	4	5

Table – LIV
58. District wise number of beneficiaries in Labour Welfare Fund Board during 2019-20

Sl.No.	State/District	Marriage Benefit			Death Relief Fund			Educational Benefit			Other Benefit Schemes		
		Male	Female	Total	Male	Female	Total	Male	Female	Total	Male	Female	Total
	Kerala	805	3457	4262	530	535	1065	853	4668	5521	14332	25872	40204
1	Thiruvananthapuram	61	439	500	26	38	64	19	153	172	1775	3597	5372
2	Kollam	53	148	201	41	48	89	133	565	698	1578	1780	3358
3	Pathanamthitta	43	139	182	16	22	38	16	81	97	701	1057	1758
4	Alappuzha	2	2	4	13	9	22	0	0	0	220	545	765
5	Kottayam	53	345	398	12	18	30	33	147	180	417	1557	1974
6	Idukki	52	110	162	22	26	48	41	91	132	820	1010	1830
7	Ernakulam	53	198	251	25	25	50	20	106	126	688	988	1676
8	Thrissur	2	4	6	11	7	18	76	188	264	63	93	156
9	Palakkad	83	442	525	150	83	233	42	230	272	2317	3480	5797
10	Malappuram	73	398	471	72	83	155	53	656	709	1495	2708	4203
11	Kozhikode	104	396	500	70	77	147	63	573	636	1149	2233	3382
12	Wynad	88	162	250	44	79	123	123	457	580	1295	2656	3951
13	Kannur	74	338	412	18	12	30	119	626	745	1800	4078	5878
14	Kasargod	64	336	400	10	8	18	115	795	910	14	90	104

Table – LV
59. District wise number of beneficiaries in Handloom Workers Welfare fund board during 2019-20

Sl.No.	State/District	Pension			Treatment Benefit			Maternity Benefit		
		Male	Female	Total	Male	Female	Total	Male	Female	Total
	Kerala	4049	4657	8706	2	12	14	0	4	4
1	Thiruvananthapuram	376	608	984	0	7	7	0	4	4
2	Kollam	167	234	401	0	0	0	0	0	0
3	Pathanamthitta	6	0	6	0	0	0	0	0	0
4	Alappuzha	28	47	75	0	0	0	0	0	0
5	Kottayam	24	34	58	0	0	0	0	0	0
6	Idukki	0	0	0	0	0	0	0	0	0
7	Ernakulam	178	255	433	0	0	0	0	0	0
8	Thrissur	84	145	229	0	0	0	0	0	0
9	Palakkad	193	208	401	0	1	1	0	0	0
10	Malappuram	25	17	42	0	0	0	0	0	0
11	Kozhikode	775	1044	1819	0	1	1	0	0	0
12	Wynad	0	0	0	0	0	0	0	0	0
13	Kannur	2130	1958	4088	2	3	5	0	0	0
14	Kasargod	63	107	170	0	0	0	0	0	0

Table – LVI
60. District wise number of beneficiaries in Handloom Workers Welfare fund board during 2019-20

Sl.No.	State/District	Marriage Benefit			Death Relief Fund			Educational Benefit		
		Male	Female	Total	Male	Female	Total	Male	Female	Total
	Kerala	15	85	100	0	2	2	95	366	461
1	Thiruvananthapuram	2	27	29	0	0	0	2	56	58
2	Kollam	0	1	1	0	0	0	0	3	3
3	Pathanamthitta	0	0	0	0	0	0	0	0	0
4	Alappuzha	0	0	0	0	0	0	0	0	0
5	Kottayam	0	0	0	0	0	0	0	0	0
6	Idukki	0	0	0	0	0	0	0	0	0
7	Ernakulam	0	9	9	0	0	0	3	19	22
8	Thrissur	0	0	0	0	0	0	2	8	10
9	Palakkad	2	1	3	0	0	0	6	1	7
10	Malappuram	0	0	0	0	0	0	0	0	0
11	Kozhikode	1	4	5	0	1	1	4	33	37
12	Wynad	0	0	0	0	0	0	0	0	0
13	Kannur	10	42	52	0	1	1	73	212	285
14	Kasargod	0	1	1	0	0	0	5	34	39

Table – LVII

61. District wise number of beneficiaries in shops and commercial establishments workers welfare fund board during 2019-20

Sl.No.	State/District	Treatment Benefit			Maternity Benefit			Marriage Benefit		
		Male	Female	Total	Male	Female	Total	Male	Female	Total
	Kerala	25	14	39	0	954	954	505	582	1087
1	Thiruvananthapuram	2	2	4	0	509	509	48	80	128
2	Kollam	0	0	0	0	41	41	34	48	82
3	Pathanamthitta	0	1	1	0	43	43	24	26	50
4	Alappuzha	2	2	4	0	28	28	33	20	53
5	Kottayam	2	0	2	0	17	17	31	27	58
6	Idukki	2	1	3	0	7	7	7	11	18
7	Ernakulam	4	1	5	0	143	143	50	83	133
8	Thrissur	5	3	8	0	29	29	85	53	138
9	Palakkad	1	0	1	0	20	20	21	24	45
10	Malappuram	2	1	3	0	28	28	28	24	52
11	Kozhikode	1	1	2	0	28	28	80	108	188
12	Wynad	1	0	1	0	5	5	4	10	14
13	Kannur	0	0	0	0	24	24	33	49	82
14	Kasargod	3	2	5	0	32	32	27	19	46

Table – LVIII

62. District wise number of beneficiaries in shops and commercial establishments workers welfare fund board during 2019-20

Sl.No.	State/District	Death Relief Fund			Educational Benefit			Other Benefit Schemes		
		Male	Female	Total	Male	Female	Total	Male	Female	Total
	Kerala	229	230	459	994	1348	2342	735	319	1054
1	Thiruvananthapuram	32	20	52	74	124	198	94	49	143
2	Kollam	5	19	24	67	98	165	25	14	39
3	Pathanamthitta	6	19	25	28	97	125	50	26	76
4	Alappuzha	14	22	36	68	48	116	32	14	46
5	Kottayam	16	7	23	116	179	295	45	18	63
6	Idukki	5	8	13	31	44	75	4	3	7
7	Ernakulam	35	14	49	115	139	254	65	29	94
8	Thrissur	52	26	78	136	242	378	110	52	162
9	Palakkad	5	18	23	65	74	139	34	10	44
10	Malappuram	7	4	11	41	25	66	35	5	40
11	Kozhikode	33	33	66	117	155	272	109	61	170
12	Wynad	1	0	1	17	29	46	12	2	14
13	Kannur	13	29	42	92	55	147	98	30	128
14	Kasargod	5	11	16	27	39	66	22	6	28

Table – LIX
63. District wise number of beneficiaries in Toddy workers welfare fund board during 2019-20

Sl.No.	State/District	Treatment Benefit			Death Relief Fund			Educational Benefit			Other Benefit Schemes		
		Male	Female	Total	Male	Female	Total	Male	Female	Total	Male	Female	Total
	Kerala	32	1	33	446	146	592	2130	291	2421	81	0	81
1	Thiruvananthapuram	0	0	0	12	0	12	16	1	17	2	0	2
2	Kollam	6	0	6	0	18	18	5	0	5	2	0	2
3	Pathanamthitta	6	0	6	16	5	21	38	0	38	3	0	3
4	Alappuzha	0	0	0	77	2	79	184	1	185	31	0	31
5	Kottayam	0	0	0	2	60	62	154	230	384	13	0	13
6	Idukki	0	0	0	35	0	35	187	0	187	9	0	9
7	Ernakulam	0	0	0	116	4	120	266	8	274	0	0	0
8	Thrissur	4	1	5	0	13	13	1	0	1	3	0	3
9	Palakkad	0	0	0	105	0	105	300	1	301	4	0	4
10	Malappuram	0	0	0	22	0	22	22	50	72	0	0	0
11	Kozhikode	0	0	0	25	4	29	240	0	240	6	0	6
12	Wynad	0	0	0	0	0	0	0	0	0	0	0	0
13	Kannur	16	0	16	20	40	60	694	0	694	0	0	0
14	Kasargod	0	0	0	16	0	16	23	0	23	8	0	8

Table – LXI
65. District wise number of beneficiaries in Head load workers welfare board(Scattered scheme) during 2019-20

Sl.No.	State/District	Death Relief Fund			Educational Benefit			Other Benefit Schemes		
		Male	Female	Total	Male	Female	Total	Male	Female	Total
	Kerala	248	0	248	513	0	513	2154	3	2157
1	Thiruvananthapuram	49	0	49	1	0	1	387	1	388
2	Kollam	2	0	2	0	0	0	46	0	46
3	Pathanamthitta	0	0	0	0	0	0	13	0	13
4	Alappuzha	4	0	4	1	0	1	31	0	31
5	Kottayam	0	0	0	0	0	0	0	0	0
6	Idukki	16	0	16	11	0	11	87	0	87
7	Ernakulam	12	0	12	40	0	40	395	0	395
8	Thrissur	72	0	72	297	0	297	988	0	988
9	Palakkad	23	0	23	0	0	0	131	2	133
10	Malappuram	3	0	3	5	0	5	29	0	29
11	Kozhikode	65	0	65	158	0	158	0	0	0
12	Wynad	1	0	1	0	0	0	17	0	17
13	Kannur	1	0	1	0	0	0	28	0	28
14	Kasargod	0	0	0	0	0	0	2	0	2

Table – LXII

66. District wise number of beneficiaries in State unorganised labour social security board during 2019-20

Sl.No.	State/District	Pension			Treatment Benefit			Maternity Benefit		
		Male	Female	Total	Male	Female	Total	Male	Female	Total
	Kerala	5350	6104	11454	7	25	32	0	1204	1204
1	Thiruvananthapuram	344	1572	1916	1	8	9	0	441	441
2	Kollam	986	665	1651	0	2	2	0	150	150
3	Pathanamthitta	328	1826	2154	0	9	9	0	76	76
4	Alappuzha	882	580	1462	0	0	0	0	63	63
5	Kottayam	425	596	1021	0	0	0	0	14	14
6	Idukki	55	12	67	0	0	0	0	4	4
7	Ernakulam	331	177	508	2	4	6	0	21	21
8	Thrissur	298	270	568	1	1	2	0	64	64
9	Palakkad	328	234	562	3	1	4	0	132	132
10	Malappuram	308	73	381	0	0	0	0	70	70
11	Kozhikode	633	39	672	0	0	0	0	121	121
12	Wynad	44	6	50	0	0	0	0	7	7
13	Kannur	300	48	348	0	0	0	0	38	38
14	Kasargod	88	6	94	0	0	0	0	3	3

Table – LXIII
67. District wise number of beneficiaries in State unorganised labour social security board during 2019-20

Sl.No.	State/District	Marriage Benefit			Death Relief Fund			Educational Benefit		
		Male	Female	Total	Male	Female	Total	Male	Female	Total
	Kerala	200	1007	1207	91	101	192	297	1508	1805
1	Thiruvananthapuram	36	376	412	23	27	50	68	476	544
2	Kollam	16	113	129	1	5	6	25	168	193
3	Pathanamthitta	5	115	120	11	6	17	13	289	302
4	Alappuzha	14	28	42	5	9	14	3	21	24
5	Kottayam	14	42	56	6	6	12	18	44	62
6	Idukki	3	3	6	0	0	0	0	0	0
7	Ernakulam	9	54	63	6	15	21	30	131	161
8	Thrissur	8	54	62	1	1	2	0	1	1
9	Palakkad	46	62	108	25	12	37	60	110	170
10	Malappuram	14	86	100	2	7	9	36	193	229
11	Kozhikode	28	62	90	3	9	12	15	37	52
12	Wynad	0	2	2	0	4	4	3	8	11
13	Kannur	7	9	16	7	0	7	24	30	54
14	Kasargod	0	1	1	1	0	1	2	0	2

Table – LXIV

68. District wise number of beneficiaries in building and other construction workers welfare fund board during 2019-20

Sl.No.	State/District	Pension			Treatment Benefit			Maternity Benefit			Marriage Benefit		
		Male	Female	Total	Male	Female	Total	Male	Female	Total	Male	Female	Total
	Kerala	130988	125464	256452	5231	3486	8717	0	1057	1057	14325	14032	28357
1	Thiruvananthapuram	24048	29391	53439	619	1099	1718	0	128	128	1427	2142	3569
2	Kollam	15039	6704	21743	559	147	706	0	34	34	1949	558	2507
3	Pathanamthitta	590	751	1341	132	91	223	0	100	100	191	395	586
4	Alappuzha	950	853	1803	373	115	488	0	22	22	563	269	832
5	Kottayam	24933	24944	49877	300	141	441	0	19	19	650	519	1169
6	Idukki	32834	30833	63667	288	197	485	0	255	255	678	953	1631
7	Ernakulam	1414	1182	2596	226	77	303	0	5	5	1022	765	1787
8	Thrissur	1398	1455	2853	320	340	660	0	26	26	664	1211	1875
9	Palakkad	1525	2337	3862	307	320	627	0	309	309	1329	3592	4921
10	Malappuram	1443	912	2355	465	232	697	0	26	26	828	766	1594
11	Kozhikode	2896	1125	4021	671	192	863	0	28	28	2458	1113	3571
12	Wynad	200	175	375	86	39	125	0	11	11	215	199	414
13	Kannur	16233	20488	36721	560	374	934	0	52	52	1753	1169	2922
14	Kasargod	7485	4314	11799	325	122	447	0	42	42	598	381	979

Table – LXV

69. District wise number of beneficiaries in building and other construction workers welfare fund board during 2019-20

Sl.No.	State/District	Death Relief Fund			Educational Benefit			Other Benefit Schemes		
		Male	Female	Total	Male	Female	Total	Male	Female	Total
	Kerala	2315	2612	4927	18162	14399	32561	1692	1428	3120
1	Thiruvananthapuram	524	850	1374	832	1018	1850	75	78	153
2	Kollam	215	34	249	1915	479	2394	328	54	382
3	Pathanamthitta	101	39	140	533	646	1179	106	92	198
4	Alappuzha	106	20	126	471	863	1334	0	0	0
5	Kottayam	52	68	120	922	744	1666	140	146	286
6	Idukki	97	88	185	1037	1071	2108	168	74	242
7	Ernakulam	228	55	283	1446	348	1794	0	0	0
8	Thrissur	111	106	217	1024	1043	2067	212	171	383
9	Palakkad	215	190	405	1502	2960	4462	255	494	749
10	Malappuram	77	225	302	1820	1139	2959	203	154	357
11	Kozhikode	72	538	610	3767	838	4605	110	25	135
12	Wynad	12	4	16	311	206	517	0	0	0
13	Kannur	470	312	782	955	2210	3165	0	0	0
14	Kasargod	35	83	118	1627	834	2461	95	140	235

Table – LXVI
70. District wise number of beneficiaries in Small Plantations during 2019-20

Sl.No.	State/District	Death Relief Fund			Educational Benefit			Other Benefit Schemes		
		Male	Female	Total	Male	Female	Total	Male	Female	Total
	Kerala	1	3	4	10	2	12	2	0	2
1	Thiruvananthapuram	0	2	2	0	0	0	0	0	0
2	Kollam	0	0	0	0	0	0	0	0	0
3	Pathanamthitta	0	0	0	1	0	1	0	0	0
4	Alappuzha	0	0	0	0	2	2	0	0	0
5	Kottayam	0	0	0	0	0	0	2	0	2
6	Idukki	0	0	0	0	0	0	0	0	0
7	Ernakulam	0	0	0	4	0	4	0	0	0
8	Thrissur	0	0	0	3	0	3	0	0	0
9	Palakkad	0	0	0	0	0	0	0	0	0
10	Malappuram	0	0	0	0	0	0	0	0	0
11	Kozhikode	1	1	2	0	0	0	0	0	0
12	Wynad	0	0	0	0	0	0	0	0	0
13	Kannur	0	0	0	1	0	1	0	0	0
14	Kasargod	0	0	0	1	0	1	0	0	0

Table – LXVII
71. District wise number of beneficiaries in Small Plantations during 2019-20

.No.	State/District	Pension			Treatment Benefit			Maternity Benefit			Marriage Benefit		
		Male	Female	Total	Male	Female	Total	Male	Female	Total	Male	Female	Total
	Kerala	108	39	147	9	2	11	0	10	10	18	14	32
1	Thiruvananthapuram	5	8	13	0	2	2	0	8	8	5	6	11
2	Kollam	2	1	3	0	0	0	0	0	0	0	0	0
3	Pathanamthitta	3	0	3	0	0	0	0	0	0	4	0	4
4	Alappuzha	3	2	5	0	0	0	0	2	2	0	4	4
5	Kottayam	14	1	15	0	0	0	0	0	0	0	0	0
6	Idukki	3	6	9	1	0	1	0	0	0	0	0	0
7	Ernakulam	12	0	12	4	0	4	0	0	0	1	0	1
8	Thrissur	13	3	16	2	0	2	0	0	0	2	1	3
9	Palakkad	20	4	24	1	0	1	0	0	0	1	0	1
10	Malappuram	2	0	2	0	0	0	0	0	0	1	0	1
11	Kozhikode	15	8	23	0	0	0	0	0	0	0	3	3
12	Wynad	0	3	3	0	0	0	0	0	0	0	0	0
13	Kannur	14	2	16	1	0	1	0	0	0	2	0	2
14	Kasargod	2	1	3	0	0	0	0	0	0	2	0	2

Table – LXVIII

72. District wise number of beneficiaries in Kerala Cashew Workers Relief and Welfare Fund board during 2019-20

Sl.No.	State/District	Pension			Treatment Benefit			Maternity Benefit			Marriage Benefit		
		Male	Female	Total	Male	Female	Total	Male	Female	Total	Male	Female	Total
	Kerala	2613	62128	64741	10	434	444	0	18	18	0	49	49
1	Thiruvananthapuram	300	5253	5553	0	32	32	0	2	2	0	2	2
2	Kollam	2153	50634	52787	10	381	391	0	16	16	0	38	38
3	Pathanamthitta	38	1153	1191	0	0	0	0	0	0	0	0	0
4	Alappuzha	28	2685	2713	0	15	15	0	0	0	0	9	9
5	Kottayam	0	0	0	0	0	0	0	0	0	0	0	0
6	Idukki	0	0	0	0	0	0	0	0	0	0	0	0
7	Ernakulam	0	6	6	0	0	0	0	0	0	0	0	0
8	Thrissur	16	1281	1297	0	4	4	0	0	0	0	0	0
9	Palakkad	0	0	0	0	0	0	0	0	0	0	0	0
10	Malappuram	0	0	0	0	0	0	0	0	0	0	0	0
11	Kozhikode	45	396	441	0	1	1	0	0	0	0	0	0
12	Wynad	0	0	0	0	0	0	0	0	0	0	0	0
13	Kannur	28	681	709	0	0	0	0	0	0	0	0	0
14	Kasargod	5	39	44	0	1	1	0	0	0	0	0	0

73. CONSUMER PRICE INDEX



A comprehensive measure used for estimation of price changes in a basket of goods and services representative of consumption expenditure in an economy is called consumer price index.

Consumer Price Index is designed to measure the changes over time, in the level of retail prices of a fixed set of goods and services consumed by an average family of a defined population group in a given area with reference to the base year. It may however be mentioned that Consumer Price Index does not measure costliness of a place but in Consumer Price Index only price changes are reflected. However this aspect could be taken care of to some extent, by revising the base year of the index at short interval, so that relative importance of items in the family budget of the given population based on latest consumption pattern is reflected in the index.

The Consumer Price Index Numbers for Industrial Workers is the single most important Price Statistics, which has immense financial implications. It is primarily used to regulate dearness allowance of government employees and the workers in Industrial Sectors. It is also used in fixation and revision of Minimum Wages in Scheduled employments besides measuring the inflation in retail prices.

These Index Numbers measure the extent to which the overall level of retail prices of goods and services consumed by the Industrial Worker/Agricultural Labourer/working Class respectively have changed when compared with the corresponding base year and are used in calculating Dearness Allowances of the workers engaged in different scheduled employments under the Minimum Wages Act 1948 and in different industries as per agreements and awards.

2017

Name of Centre		Linking Factor	January	February	March	April	May	June	July	August	September	October	November	December	Average
1	2	3	4	5	6	7	8	9	10	11	12	13	14	15	16
1	Thiruvananthapuram	2.11	144	147	147	147	149	151	151	152	151	152	153	154	149.8
2	Kollam	2.09	143	147	147	147	147	148	149	150	149	149	151	150	148.1
3	Punalur	2.1	143	145	146	146	147	150	150	149	148	150	151	151	148.0
4	Pathanamthitta	2.03	153	155	156	157	158	159	160	160	161	159	161	161	158.3
5	Alappuzha	2.05	148	148	148	148	149	154	156	156	155	156	157	158	152.8
6	Kottayam	2.08	149	151	150	151	152	153	153	154	156	156	157	157	153.3
7	Mundakkayam	2.17	143	143	142	144	145	148	149	148	148	149	148	148	146.3
8	Idukki	1.97	147	147	147	148	149	151	151	150	151	151	153	153	149.8
9	Ernakulam	2.03	145	146	146	147	148	149	149	150	150	150	151	151	148.5
10	Chalakkudy	2	152	153	152	152	154	156	156	156	156	155	156	156	154.5
11	Thrissur	1.87	148	148	147	148	148	150	152	151	152	152	153	153	150.2
12	Palakkad	2.09	138	140	141	141	141	142	142	144	145	145	145	145	142.4
13	Malappuram	2	147	148	145	146	148	152	153	150	150	150	150	151	149.2
14	Kozhikode	2.02	148	149	148	151	152	153	155	154	154	155	156	156	152.6
15	Wayanad	1.93	147	148	148	148	148	151	152	151	152	153	154	153	150.4
16	Kannur	2.02	154	154	154	155	155	156	158	161	160	160	157	158	156.8
17	Kasargod	2.05	146	147	147	150	155	161	159	156	157	157	157	158	154.2
State Average			147	148	148	149	150	152	153	152	153	153	154	154	150.9

2018

Name of Centre		Linking Factor	January	February	March	April	May	June	July	August	September	October	November	December	Average
1	2	3	4	5	6	7	8	9	10	11	12	13	14	15	16
1	Thiruvananthapuram	2.11	155	153	151	152	153	155	156	156	153	154	154	155	153.9
2	Kollam	2.09	149	148	147	148	149	151	153	152	150	152	153	153	150.4
3	Punalur	2.1	152	151	149	150	151	153	154	153	150	151	153	153	151.7
4	Pathanamthitta	2.03	160	159	158	160	160	163	165	166	164	165	164	164	162.3
5	Alappuzha	2.05	155	154	153	155	158	162	165	163	161	161	162	164	159.4
6	Kottayam	2.08	158	156	156	157	158	160	162	162	161	162	162	163	159.8
7	Mundakkayam	2.17	150	148	147	149	149	153	156	155	153	155	157	158	152.5
8	Idukki	1.97	152	150	150	151	152	153	157	157	155	156	157	157	153.9
9	Ernakulam	2.03	152	151	151	152	153	154	157	156	155	156	157	157	154.3
10	Chalakkudy	2	158	156	156	157	159	160	163	164	160	163	162	164	160.2
11	Thrissur	1.87	154	153	152	154	156	159	162	162	158	161	162	163	158.0
12	Palakkad	2.09	146	146	145	145	147	148	150	151	151	151	150	150	148.3
13	Malappuram	2	150	149	149	154	157	160	161	156	153	157	155	157	154.8
14	Kozhikode	2.02	156	156	156	158	159	162	164	162	160	161	161	162	159.8
15	Wayanad	1.93	154	152	152	153	156	158	161	159	157	158	158	158	156.3
16	Kannur	2.02	160	159	158	160	162	165	167	166	163	163	163	165	162.6
17	Kasargod	2.05	158	155	156	159	162	165	167	162	158	163	161	165	160.9
State Average			154	153	152	154	155	158	160	159	157	158	158	159	156.4

2019

Name of Centre		Linking Factor	January	February	March	April	May	June	July	August	September	October	November	December	Average
1	2	3	4	5	6	7	8	9	10	11	12	13	14	15	16
1	Thiruvananthapuram	2.11	159	158	158	160	161	165	164	164	166	166	168	170	163.3
2	Kollam	2.09	157	156	157	158	158	161	163	161	164	164	165	168	161.0
3	Punalur	2.1	156	156	155	157	159	161	161	163	163	164	168	172	161.3
4	Pathanamthitta	2.03	169	170	170	171	172	175	176	179	179	179	183	186	175.8
5	Alappuzha	2.05	167	168	169	169	172	174	174	172	173	174	176	180	172.3
6	Kottayam	2.08	166	167	165	166	167	167	168	170	172	172	173	176	169.1
7	Mundakkayam	2.17	161	161	162	162	163	165	165	167	167	168	171	172	165.3
8	Idukki	1.97	160	160	159	160	163	165	166	166	165	166	168	172	164.2
9	Ernakulam	2.03	160	159	160	160	161	162	162	164	165	165	166	168	162.7
10	Chalakkudy	2	167	168	168	169	171	173	172	172	171	172	174	176	171.1
11	Thrissur	1.87	168	168	168	168	169	174	173	174	173	174	176	177	171.8
12	Palakkad	2.09	152	152	152	153	155	156	156	157	158	159	160	161	155.9
13	Malappuram	2	164	166	164	167	168	172	169	168	166	168	171	172	167.9
14	Kozhikode	2.02	168	169	168	169	170	173	171	170	170	170	174	176	170.7
15	Wayanad	1.93	161	161	162	164	165	167	166	166	166	167	168	172	165.4
16	Kannur	2.02	170	171	171	172	172	177	175	177	175	176	177	178	174.3
17	Kasargod	2.05	171	172	168	168	171	177	173	170	169	171	173	176	171.6
State Average			163	164	163	164	166	168	168	168	168	169	171	174	167.3

2020															
Name of Centre	Linking Factor	January	February	March	April	May	June	July	August	September	October	November	December	Average	
1	2	3	4	5	6	7	8	9	10	11	12	13	14	15	16
1	Thiruvananthapuram	2.11	170	167	165	167	172	172	172	172	174	175	175	175	171.3
2	Kollam	2.09	167	166	165	166	167	166	167	167	167	168	168	167	166.8
3	Punalur	2.1	171	167	166	169	170	170	170	171	171	172	173	173	170.3
4	Pathanamthitta	2.03	187	184	184	189	191	188	189	189	187	187	187	187	187.4
5	Alappuzha	2.05	179	177	178	184	184	181	181	181	182	180	182	182	180.9
6	Kottayam	2.08	176	172	172	175	176	174	174	174	176	176	176	176	174.8
7	Mundakkayam	2.17	170	169	168	170	174	171	170	171	171	172	172	173	170.9
8	Idukki	1.97	171	169	167	165	168	168	168	169	170	173	173	172	169.4
9	Ernakulam	2.03	169	168	167	168	170	169	170	170	171	171	171	171	169.6
10	Chalakkudy	2	176	175	174	178	181	178	178	178	180	180	179	180	178.1
11	Thrissur	1.87	178	177	175	180	183	183	180	179	180	179	179	179	179.3
12	Palakkad	2.09	160	157	157	157	158	159	160	160	160	161	161	161	159.3
13	Malappuram	2	174	170	167	176	182	178	175	174	177	173	172	171	174.1
14	Kozhikode	2.02	177	174	175	179	178	176	176	176	178	178	176	176	176.6
15	Wayanad	1.93	171	169	168	174	174	171	169	169	172	172	173	172	171.2
16	Kannur	2.02	180	178	175	181	186	184	184	183	184	184	185	185	182.4
17	Kasargod	2.05	177	176	172	175	187	182	182	182	181	182	179	181	179.7
State Average			174	171	170	174	177	175	174	174	175	175	175	175	174.2

Table – LXX

75. ALL INDIA CONSUMER PRICE INDEX FOR INDUSTRIAL WORKERS (Base 2001=100)													
Year	January	February	March	April	May	June	July	August	September	October	November	December	Average
2016	269	267	268	271	275	277	280	278	277	278	277	275	274
2017	274	274	275	277	278	280	285	285	285	287	288	286	281
2018	288	287	287	288	289	291	301	301	301	302	302	301	295
2019	307	307	309	312	314	316	319	320	322	325	328	330	317
2020	330	328	326	329	330	332	336	338	*118.1	*119.5	*119.9	*118.8	* Linking factor change
*From September 2020 base year changed from 2001=100 to 2016=100 and the linking factor is 2.88.													
ALL INDIA CONSUMER PRICE INDEX FOR AGRICULTURAL LABOURS (Base 1986-87=100)													
Year	January	February	March	April	May	June	July	August	September	October	November	December	Average
2016	849	843	843	848	860	869	877	876	873	876	878	876	864
2017	870	869	866	870	872	877	884	894	893	901	905	900	883
2018	895	889	887	888	891	894	902	907	910	913	914	913	900
2019	915	917	924	932	940	950	958	965	976	987	1000	1014	957
2020	1016	1010	1007	1014	1019	1018	1021	1026	1037	1052	1060	1047	1027
ALL INDIA CONSUMER PRICE INDEX FOR RURAL LABOURS (Base 1986-87=100)													
Year	January	February	March	April	May	June	July	August	September	October	November	December	Average
2016	854	849	848	854	866	874	881	881	877	881	883	881	869
2017	876	874	872	876	878	884	890	900	899	907	910	906	889
2018	901	896	894	896	899	902	910	915	917	920	921	921	908
2019	923	925	932	939	948	957	965	972	983	993	1006	1019	964
2020	1021	1016	1013	1019	1025	1024	1028	1033	1043	1057	1065	1053	1033

ALL INDIA CONSUMER PRICE INDEX (Cost of Living Index) FOR INDUSTRIAL WORKERS FOR THE PERIOD 2015-2020																								
Name of Location	2015												(Base Year 2001 =100)											
	January	February	March	April	May	June	July	August	September	October	November	December	January	February	March	April	May	June	July	August	September	October	November	December
All India General Index	254	253	254	256	258	261	263	264	266	269	270	269	269	267	268	271	275	277	280	278	277	278	277	275
Ernakulam	258	256	256	258	263	264	265	262	259	258	261	263	267	266	261	265	272	271	267	270	268	269	269	272
Mundakkayam	268	268	267	269	273	275	274	271	273	277	283	286	286	280	274	276	281	285	280	277	275	283	282	285
Kollam	270	269	272	272	273	288	282	280	278	279	278	285	289	294	297	292	301	295	301	299	297	295	297	303
Name of Location	2017												(Base Year 2001 =100)											
	January	February	March	April	May	June	July	August	September	October	November	December	January	February	March	April	May	June	July	August	September	October	November	December
All India General Index	274	274	275	277	278	280	285	285	285	287	288	286	288	287	287	288	289	291	301	301	301	302	302	301
Ernakulam	278	277	279	282	286	291	294	292	295	297	298	297	298	295	297	301	304	308	310	310	305	307	306	308
Mundakkayam	288	292	293	298	299	302	302	299	303	304	304	301	301	300	301	303	305	309	309	307	304	304	304	305
Kollam	309	321	322	317	316	322	326	327	323	328	331	331	325	326	329	330	332	342	348	347	342	345	347	349

Name of Location	2019 (Base Year 2001 =100)												2020 From September 2020 the base year changed from 2001=100 to 2016=100											
	January	February	March	April	May	June	July	August	September	October	November	December	January	February	March	April	May	June	July	August	September	October	November	December
All India General Index	307	307	309	312	314	316	319	320	322	325	328	330	330	328	326	329	330	332	336	338	118.1	119.5	119.9	118.8
Ernakulam	314	314	314	317	321	325	322	322	322	325	327	332	336	334	329	331	335	339	342	341	122.8	122.6	124.2	123.3
Mundakkayam	309	308	310	314	318	322	320	320	321	326	332	337	334	332	332	339	342	339	341	341	121.6	122.8	122.8	122.3
Kollam	362	357	356	358	366	373	372	362	366	368	368	372	376	374	375	375	377	381	385	387	117.6	119.4	118.8	118.3

Table – LXXI

76. DETAILS OF REGISTERED PLANTATIONS IN THIRUVANANTHAPURAM DISTRICT

SL.No.	Name & Address of Plantations	Name& address of Owner/Manager	Extent		No. of workers			Remarks
			Area in Acres	Area in Hectares	Male	Female	Total	
1	2	3	4	5	6	7	8	9
1	ponmudi tea estate, Ponmudi, Vithura	Managing Director, Ponmudi Tea Estate	872.92	353.27	11	67	78	
2	Merchiston Estate, Southern field ventures Pvt Ltd, Ponmudi	Director, Merchiston Estate, Ponmudi.P.O., Vithura (Via) Trivandrum	519.94	210.5	262	239	501	
3	Gokul Rubber Estate	Gokul Rubber & Tea Plantation Ltd., Modali Building, Muttambalam.P.O., Kottayam	242.06	98	39	10	49	
4	Bonacad Estate	Bonacad Estate, Vithura, Thiruvananthapuram	1378.57	558.13	25	398	423	
5	Lakshmy Estate	Lekshmy Estate, P.B. No.1, Vithura.P.O., Nedumangad, Thiruvananthapuram	209.95	85	17	0	17	
6	Braemore Estate	Superintendent, Braemore Estate, Idinjar.P.O., Nedumangad	764.74	309.61	22	46	68	
7	pothupara c rubber estate	7a vysanagar paruthippara muttada	19.77	8	2	5	7	
8	Ponmudi Rubber Estate	Mg. Director, Ponmudi Rubber Estate, Ponmudi.P.O., Thiruvananthapuram	224.86	91	8	0	8	
9	Mukkatumala B Estate	Maniparambil, Kanjirapally.P.O.	28.75	11.64	7	0	7	
10	Mukkatumala A Estate	Maniparambil, Kanjirapalli.P.O.	68.79	27.85	18	0	18	
11	Dhanam Plantation	Proprietor, Parayil house, Aanappara p.o. Vithura	32.33	13.09	17	12	29	

12	River view Rubber estate, Anappara P.O	Director, Riverview bungalow Anapparap.o. vithura	94.59	38.29	14	5	19	
13	Mukkattumala C Estate	Manniparambil kanjirappally p.o kottayam	27.18	11	8	0	0	
14	Pothupara A Rubber Estate, Cheeranikkara	7-A Vyasa Nagar, Paruthipara, Muttada P.O Thiruvananthapuram	8.99	3.64	1	6	7	
15	Little flower estate, Sambuthangi, Kottoor.	SAMBUTHANGI KOTTOOR P.O.	104.33	42.24	20	0	20	
16	Pothupara B Estate, Cheerinikkara	Dr.A.Sheelamoney, Kalloorvilla VN 7, Pothupara, TVM	19.77	8	1	6	7	
17	Mukkattumala C Estate	Domini Josiph Manooparambil, Kottayam	18.14	7.34	5	0	5	
18	Oilpalm Plantation	Managing Director, Oilpalm Plantation India Ltd	944	382.03	96	149	245	
TOTAL			5579.68	2258.63	573	943	1508	

DETAILS OF REGISTERED PLANTATIONS IN KOLLAM DISTRICT

SL.No.	Name & Address of Plantations	Name& address of Owner/Manager	Extent		No. of workers			Remarks
			Area in Acres	Area in Hectares	Male	Female	Total	
1	2	3	4	5	6	7	8	9
1	Gee Gee Estate, Plachery P.O, - 691331 Punalur, 0475 2222631	Shema Oomman Thekkeveettil, Puthenkavu P.O Chengannoor 689123	47.76	19.332	2	0	2	
2	New Good hope (East) Estate, Plachery P.O, - 691331 Punalur, 0475 2222631 Village : Valacode Taluk : Punalur Municipality :	Dileep Oomman Thekkeveettil, Puthenkavu P.O Chengannoor 689123	34.25	13.86	0	0	0	

	Punalur							
3	New Hope (West) Estate, Plachery P.O, - 691331 Punalur, 0475 2222631	George Ommen Thekkeveettil, Puthenkavu P.O Chengannoor 689123	45.91	18.58	0	0	0	
4	Thalakot estate, Pathady, Bharatheepuram P.O	Mrs. Rachel Ommen, Thekkeveettil, Puthenkavu Chengannoor	26.98	10.92	0		0	
5	New Good hope (West) Estate, Plachery P.O, - 691331 Punalur, PH : 9946557510	Managing Director Thekkeveettil, Puthenkavu P.O Chengannoor 689123	59.30	24	4	1	5	
6	New Hope Estate, Plachery P.O, - 691331 Punalur, PH : 9946557510	Dr. George Peter Managing Director Thekkeveettil, Puthenkavu P.O Chengannoor 689123	45.91	18.58	3	4	7	
7	Good Hope Estate, Plachery P.O, - 691331 Punalur, PH : 9946557510	Thara Peter, Thekkeveettil, Puthenkavu P.O Chengannoor 689123	81.05	32.8	3	9	12	
8	Oil Palm India Ltd, Kulathupuzha estate, Dali P.O - 691310	Managing Director Oilpalm India Ltd Kodimatha P.O - 686013 Kottayam	963.69	390	32	42	74	
9	Oil Palm India Ltd, Yeroor estate, Bharatheepuram P.O - 691312	Managing Director Oilpalm India Ltd Kodimatha P.O - 686013	5015.81	2029.87	199	211	410	

	0475 2202324	Kottayam						
10	Riya Resorts & Properties Pvt. Ltd, Thenmala Estate, Thenmala P.O, - 691308 Kollam Ph: 9446544625	G.M.J Thampi 23/Eden Bunglow Hira Nandini Garden Powa, Mumbai 400176	206.6	83.61	80	0	80	
11	Graceland Estate and Farms, Yeroor P.O - 691312 Anchal 7025305658, 9745746001	S.Sunilkumar K.P 14/640 Makham Kumarapuram M.C. P.O Tvm-695011	56.78	22.98	10	1	11	
12	Be Be Estate, Nellippally P.O– 691331 Punalur 0475 2222608	Mercy Oommen, Managing Director, Be Be bunglow Nellippally P.O Punalur	224.64	90.91	11	8	19	
13	Vilakkuvettam estate, Vilakkuvettam P.O Punalur – 691305 Ph: 0475 2222608	Mercy Oommen, Managing Director, Be Be bunglow Nellippally P.O Punalur	123.01	49.78	16	6	22	
14	Kailasam estate, Maniyar P.O, Punalur Ph: 0475 2222608	Mercy Oommen, Managing Director, Be Be bunglow Nellippally P.O Punalur	48.28	19.54	1	0	1	
15	Neelammal estate, Punalur Ph: 0475 2222608	Mercy Oommen, Managing Director, Be Be bunglow Nellippally P.O Punalur	245.20	99.23	0	0	0	
16	Puthuthadam estate, Karavalloor P.O –	Mercy Oommen, Managing Director,	245.20	99.23	32	14	46	

	691305 Ph: 0475 2222608	Be Be bunglow Nellippally P.O Punalur						
17	Isfield Estate, Harrisons Malayalam Ltd, Kazhuthurutty P.O, Thenmala 691309 Ph: 0475 2344538	Managing Director, Harrisons Malayalam Ltd. Bristo road, Wellington island Kochi – 682003 PH: 0484 2608023	1642.45	664.69	157	162	319	
18	Venture Estate, Harrisons Malayalam Ltd, Kazhuthurutty P.O Kollam, 691309 Ph: 0475 2344738	Managing Director, Harrisons Malayalam Ltd. Bristo road, Wellington island Kochi – 682003 PH: 0484 2608023	1549.76	627.18	146	69	215	
19	Nagamala Estate, Harrisons Malayalam Ltd, Kazhuthurutty P.O Kollam, 691309 0475 2344528	Managing Director, Harrisons Malayalam Ltd. Bristo road, Wellington island Kochi – 682003 PH: 0484 26624341	2375.64	961.41	161	120	281	
20	NSS Estate, Pattazhy P.O Pattazhy 0475 2399441	General Secretary Nair Service Society Perunna Changanassery 0481 2422008	144.97	58.67	28	0	28	
21	The Rajagiri Rubber & Produce Co. Ltd, Shaliacary estate, Shaliacary P.O, Punalur 691331 Ph: 0475 2222619	Managing Director Rajagiri Rubber & Produce Co. Ltd W-21/674. Beach Road Alleppey – 12. Ph: 0477 2243624	1522.80	616.27	143	85	228	
22	Rehabilitation Plantations Ltd,	Managing Director RPL Ltd	1724.93	698.07	201	181	382	

	Ayiranalloor Estate, Kelankavu, Maniyar P.O, Punalur – 691333 Ph: 0475 2250485	Punalur 0475 2222971						
23	Rehabilitation Plantations Ltd, Kulathupuzha estate, Koovakkadu P.O, Kulathupuzha 0475 2317556	Managing Director RPL Ltd Punalur 0475 2222971	1541.81	623.95	376	373	749	
24	The State Farming Corporation of Kerala Ltd. Chithalvetty estate , Mancode P.O Pathanapuram – 689694 0475 2379014	Managing Director SFCK Ltd Alimukku, Vettithitta P.O Punalur – 689696 0475 2222251/52	1893.48	766.28	176	300	476	
25	The State Farming Corporation of Kerala Ltd. Cheruppittakavu estate , Chempanaruvi P.O – 689696 Piravanthoor. 0475 2331144	Managing Director SFCK Ltd Alimukku, Vettithitta P.O Punalur – 689696 0475 2222251/52	1111.95	450	146	225	371	
26	The State Farming Corporation of Kerala Ltd. Kumaramkudy estate , Kumaramkudy P.O – 689696 0475 2219256	Managing Director SFCK Ltd Alimukku, Vettithitta P.O Punalur – 689696 0475 2222251/52	978.47	395.98	317	72	389	
27	The State Farming Corporation of Kerala Ltd. Mullumala estate ,	Managing Director SFCK Ltd Alimukku, Vettithitta P.O	1041.48	421.48	106	155	261	

	Chempanaruvi P.O – 689696 Piravanthoor. 0475 2331170	Punalur – 689696 0475 2222251/52						
28	Travancore Rubber & Tea Co. Ltd Ambanad Estate, Kazhuthurutty P.O - Thenmala	Chairman TR & Tea Co. Ltd T/C 12/114 P.B No. 1053 Pattom palace P.O Thiruvananthapuram – 695004 0471 230 6032/8731	2699.91	1092.64	237	265	502	
29	Rockwood Estate, Kulathuppuzha P.O Ph: 8848035932, 9496927801	Mr. Thomas Mathew, Managing Director, Muttathil house, Thazhe Vettippuram, Pathanamthitta P.O	180.07	72.87	17	0	17	
30	Greenwood Estate, Kulathuppuzha P.O Ph: 8848035932, 9496927801	Mr. Joseph & 7 others Mannilpparampil, Kanjirappally P.O	0	0	0	0	0	
31	Chenthuruni Estate, Kulathuppuzha P.O Ph: 8848035932, 9496927801	Mr. Joseph & 7 others Mannilpparampil, Kanjirappally P.O	0	0	0	0	0	
32	Subrahmanyam Estate,(Padmavally estate) Plachery P.O, Punalur Ph: 9447657603, 9446962799	Managing Director Powerhouse road, Tholikode P.O Punalur	0	0	4	0	4	
33	Vellimala estate, Edaman, Vellimala, Punalur Ph: 0474 2741143	M.A. Karim, Managing Partner, Agro Development Companies, Kadappakkada, Kollam	249.99	101.17	0	0	0	

34	Priya estate, Ampanadu P.O Achankovil Ph: 9447866785	Dr. Suresh, Kochukopil Veedu, Parumala P.O, Thiruvalla 9447866785	493.98	199.91	0	0	0	
35	Anakkulam Estate (Parappady Estate), Channappetta P.O Channappetta Ph: 9946662057, 9946978760	P.C Abraham, Managing Director, Padinjarekkarayil, P.B. No. 22 Puthanangadi, Veloorkkara, Kottayam	127.97	51.79	0	0	0	
36	Bedford Estate, Aryankavu Ph: 9495420247	Mr. George Mathew, Managing Director, Poyyanil, Kozhanchery P.O Pathanamthitta	75.98	30.75	4	1	5	
37	Thunduvila Estate Ayilara Ph: 9633336834	G. Satheesan & Suni Satheesan, White Pearl Vayeettu Vanjaramoodu P O	51.62	20.89	15	1	16	
38	Vellimala Estate(E)(Fragmente d) ,Vellimala Punalur Ph:9447024657,9946 113702	Sherin A R Hidayath Mangalapuram, Thonnakkal P O,Tvm	4.00	1.62	1	0	1	
39	Vellimala Estate(F)(Fragmente d) ,Vellimala Punalur Ph:9447024657,9946 113702	Abdul Raheem Hidayath Mangalapuram, Thonnakkal P O,Tvm	4.00	1.62	1	0	1	
40	Vellimala Estate(G) (Fragmented),Vellim ala Punalur Ph:9447024657,9946	Femin A R Hidayath Mangalapuram, Thonnakkal P O,Tvm	4.00	1.62	1	0	1	

	113702							
41	Vellimala Estate(H) ,Vellimala (Fragmented) Punalur Ph: 9447024657,994611 3702	Naseeha Beevi A Hidayath Mangalapuram, Thonnakkal P O,Tvm	2.00	.81	1	0	1	
42	Vellimala Estate(I)(Fragmented) ,Vellimala Punalur Ph: 9447024657,994611 3702	Jasmine A R Hidayath Mangalapuram, Thonnakkal P O,Tvm	4.00	1.62	1	0	1	
43	Vellimala Estate(J)(Fragmented) ,Vellimala Punalur Ph: 8157975660,994675 7321	Manoj Balan Manoj Nivas Edamon, Punalur	0.78	0.31	0	0	0	
44	Vellimala Estate(C) (Fragmented),Vellim ala Punalur Ph: 9446706225	Sundaresan T K	2.45	0.99	2	0	2	
45	Bed Ford Estate Managing Parterner Kalayil Sankarapuri Adoor P O Ph.9495557412	Bed Ford Estate Managing Parterner Kalayil Sankarapuri Adoor P O Ph.9495557412	189.08	76.52	6	4	10	
46	Vellimala Estate(M),Nazarudhe en,Sobitha,Nisha,Nis h Manzil,Anchal PO,Panayamchery PH.8086793550	Nazarudheen	2.26	0.91	1	0	1	

47	Vellimala Estate(L),Sheena Alexander,Kochuvazh uvelil,Pathirikkal P O	Sheena Alexander	1.86	0.75	0	0	0	
TOTAL			27092.06	10964.00	2641	2309	4958	
DETAILS OF REGISTERED PLANTATIONS IN PATHANAMTHITTA DISTRICT								
SI.No.	Name & Address of Plantations	Name& address of Owner/Manager	Extent		No. of workers			Remarks
			Area in Acres	Area in Hectares	Male	Female	Total	
1	2	3	4	5	6	7	8	9
1	PCK Thannithode Estate Thannithode P.O.,Konny (Reg.No.PTA/8)	PCK Thannithode Estate Thannithode P.O.,Konny (Reg.No.PTA/8)	699.35	283.02	60	80	140	
2	PCK Kodumon Estate Nedumoncavu P.O., Konny (Reg.RB/kunnathur/1 165)	PCK Kodumon Estate Nedumoncavu P.O., Konny (Reg.RB/kunnathur/116 5)	1204.2	487.33	235	299	534	
3	PCK Chandanappally Estate Nedumoncavu P.O., Koodal, Pathanamthitta- 689 693 (Reg.No:PTA/28)	PCK Chandanappally Estate Nedumoncavu P.O., Koodal, Pathanamthitta- 689 693 (Reg.No:PTA/28)	1662.43	672.78	294	329	623	
4	KFDC, Gavi Division Gavi (PO), (via)Vandipari Vandiperiyar-685533 (Reg.No.PTA/51)	KFDC, Gavi Division Gavi (PO), (via)Vandipari Vandiperiyar-685533 (Reg.No.PTA/51)	912.89	369.44	90	95	185	
5	Rubber Board Central Experiment Station, Chethackal, Thoropikandam P.O. (Reg.No.PTA/36)	Rubber Board Central Experiment Station, Chethackal, Thoropikandam P.O. (Reg.No.PTA/36)	254.76	103.10	104	51	155	

6	HML Kurnbazha Estate Harrisons Malayalam Ltd., Malayalappuzha Eram P.O., Pathanamthitta-689 645 (Reg.No.PTA/17)	HML Kurnbazha Estate Harrisons Malayalam Ltd., Malayalappuzha Eram P.O., Pathanamthitta-689 645 (Reg.No.PTA/17)	1047.63	423.97	210	205	415	
7	HML Koney Estate Kallely Thottam P.O., Pathanamthitta-689 691 (Reg.No.PTA/19)	HML Koney Estate Kallely Thottam P.O., Pathanamthitta-689 691 (Reg.No.PTA/19)	1063.28	430.30	164	125	289	
8	HML Lahai Estate Ranni-Perinadu P.O. Pathanamthitta-689 662 (Reg.No.PTA/30)	HML Lahai Estate Ranni-Perinadu P.O. Pathanamthitta-689 662 (Reg.No.PTA/30)	1011.49	409.34	138	154	292	
9	Perinad Estate The Midland Rubber & Produce Co. Ltd., Maniyaru P.O., Pathanamthitta - 689 662 (Reg.No.PTA/29)	Perinad Estate The Midland Rubber & Produce Co. Ltd., Maniyaru P.O., Pathanamthitta - 689 662 (Reg.No.PTA/29)	347.47	140.62	77	38	115	
10	Rajagiri Estate Rajagiri Rubber Produce Co.Ltd Nirathupara P.O, Koodal	Rajagiri Estate Rajagiri Rubber Produce Co.Ltd Nirathupara P.O, Koodal	307.75	124.55	60	41	101	
11	Koothattukalam Estate Karikayam P.O., Chittar (Reg.No.PTA/21)	Koothattukalam Estate Karikayam P.O., Chittar (Reg.No.PTA/21)	121.36	49.11	18	39	57	

12	Chemmany Estate Chengara P.O., Konni, (Reg.No.PTA/12)	Chemmany Estate Chengara P.O., Konni, (Reg.No.PTA/12)	93.11	37.68	27	13	40	
13	Arayanpara 'A' Estate Kunnam, Vechoochira (Reg.No.PTA/58)	Arayanpara 'A' Estate Kunnam, Vechoochira (Reg.No.PTA/58)	95	38.45	11	0	11	
14	Bethany Estate Rani- Perunadu. (Reg.No.PTA/82)	Bethany Estate Rani- Perunadu. (Reg.No.PTA/82)	49.25	19.93	3		3	
15	NSS Estate, Noorokkad, Vechoochira P.O., Pathanamthitta-686 511 (Reg.No.PTA/27)	NSS Estate, Noorokkad, Vechoochira P.O., Pathanamthitta-686 511 (Reg.No.PTA/27)	91.75	37.13	21	4	25	
16	NSS Estate, Dayanandapuram Vadakkadathukavu (Reg.No.PTA/33)	NSS Estate, Dayanandapuram Vadakkadathukavu (Reg.No.PTA/33)	7.74	3.13	3	0	3	
17	Amalgiri Estate Paranthal P.O., Pandalam (Reg.No.PTA/38)	Amalgiri Estate Paranthal P.O., Pandalam (Reg.No.PTA/38)	32.4	13.11	3	0	3	
18	Travancore Devaswam Board, Nilackal Estate, Pumba P.O (Reg.No.PTA/39)	Travancore Devaswam Board, Nilackal Estate, Pumba P.O (Reg.No.PTA/39)	110.52	44.73	08	04	12	
19	Thalikara Estate Ranni-Perunadu (Reg.No.PTA/83)	Thalikara Estate Ranni- Perunadu (Reg.No.PTA/83)	29.89	12.10	05		05	
20	VKL Estates India Pvt. Ltd. Vadakkekara, Chittar P.O. (Reg.No.PTA/75)	VKL Estates India Pvt. Ltd. Vadakkekara, Chittar P.O. (Reg.No.PTA/75)	23.41	9.45	5	0	5	

21	PVL Plantations Chittar, Ranni, Pathanamthitta (Reg.No.PTA/76)	PVL Plantations Chittar, Ranni, Pathanamthitta (Reg.No.PTA/76)	8	3.24	2	0	2	
22	Lja Plantations, Chittar P.O. Pathanamthitta (Reg.No.PTA/77)	Lja Plantations, Chittar P.O. Pathanamthitta (Reg.No.PTA/77)	2.19	0.89	1	0	1	
23	Lijo Plantations Chittar P.O. Pathanamthitta (Reg.No.PTA/78)	Lijo Plantations Chittar P.O. Pathanamthitta (Reg.No.PTA/78)	1.38	0.56	1	0	1	
24	KCG Estate (Anand Varghese) Chittar P.O., Chittar (Reg.No.PTA/62)	KCG Estate (Anand Varghese) Chittar P.O., Chittar (Reg.No.PTA/62)	1.214	0.50	0	0	0	
25	KCG Estate Ashok Varghese Chittar P.O., Chittar (Reg.No.PTA/61)	KCG Estate Ashok Varghese Chittar P.O., Chittar (Reg.No.PTA/61)	1.214	.50	0	0	0	
26	KCG Estate Elizebath Varghese Chittar P.O., Chittar (Reg.No.PTA/60)	KCG Estate Elizebath Varghese Chittar P.O., Chittar (Reg.No.PTA/60)	1.214	0.50	0	0	0	
27	HETC Estate Anand Jacob Varghese Chittar P.O., Chittar (Reg.No.PTA/59)	HETC Estate Anand Jacob Varghese Chittar P.O., Chittar (Reg.No.PTA/59)	3.238	1.31	0	0	0	
28	Sky Green Plantations, Punnammoodu(P0), Koodal, . Pathanamthitta.	Sky Green Plantations, Punnammoodu(P0), Koodal, . Pathanamthitta.	112.8	45.65	28	14	42	

29	Noble Trust, Perunadu(PO), Ranni M/s B.C.Chervally Estate, Erumeli(PO), Kottayam	Noble Trust, Perunadu(PO), Ranni M/s B.C.Chervally Estate, Erumeli(PO), Kottayam	26.57	10.75	03	0	03	
30	Restoration Trust Perunadu(PO), Ranni M/s B.C.Chervally Estate, Erumeli(PO), Kottayam	Restoration Trust Perunadu(PO), Ranni M/s B.C.Chervally Estate, Erumeli(PO), Kottayam	30.15	12.20	2	0	02	
31	Therakath Estate Nirathupara P.O, Koodal (Reg.No.PTA/80)	Therakath Estate Nirathupara P.O, Koodal (Reg.No.PTA/80)	9.38	3.80	5	0	05	
TOTAL			9363.03	3789.17	1562	1487	3069	

DETAILS OF REGISTERED PLANTATIONS IN ALAPPUZHA DISTRICT- NIL**DETAILS OF REGISTERED PLANTATIONS IN KOTTAYAM DISTRICT**

Sl.No.	Name & Address of Plantations	Name& address of Owner/Manager	Extent		No. of workers			Remarks
			Area in Acres	Area in Hectares	Male	Female	Total	
1	2	3	4	5	6	7	8	9
1	HML Mundakkayam Estate Mundakkayam P.O., Kottayam-686 513 (Reg.PTA/22)	HML Mundakkayam Estate Mundakkayam P.O., Kottayam-686 513 (Reg.PTA/22)	572.03	231.50	99	77	176	
2	B.C.Chervally Estate P.B No:2,Erumeli.P.O, Kottayam (Reg.PTA/16)	B.C.Chervally Estate P.B No:2,Erumeli.P.O, Kottayam (Reg.PTA/16)	915.37	370.45	186	173	359	
3	Kutikul Estate Koottickal P.O., Mundakkayam, 686514. (Reg.PTA/56)	Kutikul Estate Koottickal P.O., Mundakkayam, 686514. (Reg.PTA/56)	364.11	147.35	52	57	109	

4	Vengathanam Estate Oorackanadu P.O., Parathode, Mundakkayam (Reg.PTA/47)	Vengathanam Estate Oorackanadu P.O., Parathode, Mundakkayam (Reg.PTA/47)	488.27	197.6	80	54	134	
5	Teekoy Estate Teekoy P.O., Kottayam (Reg.PTA/43)	Teekoy Estate Teekoy P.O., Kottayam (Reg.PTA/43)	376.72	152.46	0 2	0	2	
6	Vellanady Estate Mundakkayam P.O., Kottayam. (Reg.PTA/48)	Vellanady Estate Mundakkayam P.O., Kottayam. (Reg.PTA/48)	304.63	123.28	68	69	137	
7	Pazhoothadam Estate Parathodu P.O., Kanjirappally (Reg.PTA/13)	Pazhoothadam Estate Parathodu P.O., Kanjirappally (Reg.PTA/13)	180.24	72.94	31	21	52	
8	Erumeley Estate Propose P.O., Erumeley — 686 509 (Reg.PTA/44)	Erumeley Estate Propose P.O., Erumeley — 686 509 (Reg.PTA/44)	289.176	117.03	44	34	78	
9	Chittady Estate Chittadi P.O., Parathode, Mundakkayam - 686 512 (Reg.PTA/46)	Chittady Estate Chittadi P.O., Parathode, Mundakkayam - 686 512 (Reg.PTA/46)	214.82	86.94	36	40	76	
10	Kudukkavally Estate Propose P.O., Erumely. (Reg.PTA/34)	Kudukkavally Estate Propose P.O., Erumely. (Reg.PTA/34)	60.34	24.42	12	0	12	
11	Koovappally Estate St Dominic's Cathedral P.B.No .83, Kanjirappally 686507(Reg.PTA/18)	Koovappally Estate St Dominic's Cathedral P.B.No .83, Kanjirappally 686507(Reg.PTA/18)	59	23.88	13	3	16	

12	Mampady Estate Puthuparambil Agencies Pvt. Ltd. Kanimala P.O., Erumeley (Reg.PTA/45)	Mampady Estate Puthuparambil Agencies Pvt. Ltd. Kanimala P.O., Erumeley (Reg.PTA/45)	62.75	25.39	6	0	6	
13	Chempakappara Estate Erumeli P.O. (Reg.PTA/41)	Chempakappara Estate Erumeli P.O. (Reg.PTA/41)	72.87	29.49	03	0	3	
14	Chenappady Estate Vizhikkithodu P.O., Kanjirappally, Kottayam-686 527 (Reg.PTA/40)	Chenappady Estate Vizhikkithodu P.O., Kanjirappally, Kottayam-686 527 (Reg.PTA/40)	64.78	26.22	5	7	12	
15	Panampunna Estate Vazhoor East P.O., Kottayam (Reg.PTA/55)	Panampunna Estate Vazhoor East P.O., Kottayam (Reg.PTA/55)	48.79	19.75	16	0	16	
16	RB Rubber Research Institute Experimental Farm Division Kottayam - 686 009 (Reg.PTA/01)	RB Rubber Research Institute Experimental Farm Division Kottayam - 686 009 (Reg.PTA/01)	19.61	7.94	63	23	86	
17	Kollamkulam 'C' Estate Parathode P.O., Kanjirappally. (Reg.PTA/19)	Kollamkulam 'C' Estate Parathode P.O., Kanjirappally. (Reg.PTA/19)	19	7.69	03	0	3	
18	RB Central Nursery Mukkada P.O., Karikkattoor - 678 582 (Reg.PTA/07)	RB Central Nursery Mukkada P.O., Karikkattoor - 678 582 (Reg.PTA/07)	20.24	8.19	40	63	103	
19	NSS Estate, Karukachal P O, Karukachal. (Reg.PTA/31)	NSS Estate, Karukachal P O, Karukachal. (Reg.PTA/31)	16.592	6.71	7	0	7	

20	NSS Estate, Myladi, Karukachal P.O. Karukachal (Reg.PTA/32)	NSS Estate, Myladi, Karukachal P.O. Karukachal (Reg.PTA/32)	8.53	3.45	0 2	0	2	
TOTAL			4157.87	1682.68	758	628	1397	
DETAILS OF REGISTERED PLANTATIONS IN IDUKKI DISTRICT								
SL.No.	Name & Address of Plantations	Name& address of Owner/Manager	Extent		No. of workers			Remarks
			Area in Acres	Area in Hectares	Male	Female	Total	
1	2	3	4	5	6	7	8	9
1	Tass Hill Plantations, Cubummettu Division, Cumbumett P.O	Joseph M Kallivelil kuttikanam P O Kuttikanam(Owner)	109	44.11	8	18	26	
2	EDAPPOOKULAM COFEE ESTATE, K CHAPPATHU P.O	Dominic Mathew Muttathu House Mannanam P O Kottayam	140.79	56.98	7	3	10	
3	POOMALA ESTATE, K CHAPPATHU	Abrahan umman puthettu Kalluparambil Pakkil P O Kottayam -12	170	68.80	11	18	29	
4	MALABAR AGRICULTUREAL LTD, KARIMKULAM AND ALLADY ESTATE, K CHAPPATHU	George M Thomas Malabar Agricultural Ltd K Chappathu	252.6	102.23	14	13	27	
5	THOMSON ESTATE, K CHAPPATHU P.O	Cheriyen (manager) Thomsan Estate Chappath P O Chappath	100.75	40.77	5	3	8	
6	PAMPADUMPARA ESTATE, PAMPADUMPARA	S B Prabhakar Manager Pampadumpara Estate Pampadumpara	220.82	89.36	16	15	31	
7	DEVAGIRI ESTATE, PAMPADUMPARA	S B Prabhakar Manager Pampadumpara Estate Pampadumpara	219.73	88.92	8	0.17	25	
8	CAUVERY ESTATE, PAMPADUMPARA P.O	S B Prabhakar Manager Pampadumpara Estate	196.83	79.66	12	17	29	

		Pampadumpara						
9	AMARAVATHI "A"ESTATE, PAMPADUMPARA	S B Prabhakar Manager Pampadumpara Estate Pampadumpara	127.98	51.79	9	9	18	
10	AMARAVATHI "B" ESTATE, PAMPADUMPARA	S B Prabhakar Manager Pampadumpara Estate Pampadumpara	49.77	20.14	5	3	8	
11	SHOLAYAR ESTATE, PAMPADUMPARA	S B Prabhakar Manager Pampadumpara Estate Pampadumpara	162.14	66.62	12	14	26	
12	UDHANASRAM ESTATE, ANAVILASAM, KUMILY	Ofeo Suzzi Uthanasram Estate Anavilasm Kumily	175	70.82	5	7	12	
13	PERIYAKANAL ESTATE, TATA GLOBAL BEVERAGES LTD. CHINNAKKANAL P.O	Belliappa B A Periakanal Wstate Tata Global Beverages Ltd Munnar P O Pin code - 685612	810.16	327.88	153	291	444	
14	UPPER SURIANELLE ESTATE, HML, SURIANELLE P.O	Merlin Geo Deputy General maneger Upper surianalle Estate Surianalle P O	653.69	264.54	187	356	543	
15	PANNIAR ESTATE, PANNIYAR P.O	Jithendra Jah Manager Panniyar Estate Panniyar	742.33	300.42	168	230	398	
16	SANJOSE TEA ESTATE, KAILSANADU P.O, NEDUMKANDAM.	N S Joseph Sanjose Estate Kailasanade P O Nedumkandam	115	46.54	35	32	67	
17	RATHAN PLANTATIONS, K. CHAPPATHU P.O	Samraj R General Manager Rathan Plantations Ltd K Chappath P O Chappath	442.08	178.91	45	60	105	
18	JOHNSON PLANTATIONS, POTTANKADU P.O	Antany George Pothanikattu Kothamangalam P O	118.56	47.98	6	57	63	

	ERUTTALA	Kothamangalam						
19	Muthukkad Estate/ Mass enterprised Ltd, Chinnakanal P.O	T T Jose Mass Enter Princess Ltd Vandanmedu P O Vandanmedu	165	66.77	32	15	47	
20	ST.ANTONY ESTATE, POOPPARA P.O	Babu M George St.Antony Estate Poopara P O	48	19.43	2	8	10	
21	GOODENPARA ESTATE, SHANTHANPARA P.O, POOPPARA	Baburaj P P Manager Goodanpara Estate Santhanpara	450	182.11	4	7	11	
22	GLORIYA FARM, SANTHANPARA P.O	John Joseph Nilavinal Ashirvad Palarivattam Ernakulam	653	264.27	4	17	21	
23	CANAM CARDAMOM ESTATE, PUTHADY P.O SANTHANPARA	Jayprakash Canam Cadamam Plantation Santhanpara P O santhanpara	64.36	26.05	3	7	10	
24	CANAM CARDAMOM ESTATE, PUTHADY P.O SANTHANPARA	Charles Canam Cadamam Plantation Santhanpara P O santhanpara	24	9.71	3	5	8	
25	CANAM CARDAMOM ESTATE, PUTHADY P.O SANTHANPARA	Thomas Vargeese Canam Cadamam Plantation Santhanpara P O santhanpara	12.83	5.19	1	2	3	
26	CANAM CARDAMOM ESTATE, PUTHADY P.O SANTHANPARA	George Vargheese Canam Cadamam Plantation Santhanpara P O santhanpara	12.08	4.89	1	2	3	
27	ALAKAKUMAR ESTATE, NR CITY P.O RAJAKKAD	A S R Subbaih Alakakumar Estate N R City P O Rajakad	43.05	17.42	3	5	8	
28	ALAKAKUMAR ESTATE, NR CITY P.O RAJAKKAD	A S R Alakakumar Alakakumar Estate	40.02	16.20	2	3	5	

		N R City P O Rajakad						
29	PGF LTD, NEDUMKANDAM P.O., KALKOONTHAL	M C Joseph PGF Ltd Kalkoonthal Nedumkandam	113	45.73	9	13	22	
30	KEEZHANJALI ESTATE, NEDUMKANDAM P.O., KALKOONTHAL	Thomas Tharian Keezhanjali Estate Kalkoonthal Nedumkandam	39	15.78	0	5	5	
31	EVERGREEN PLANTATIONS, PULIYANMALA	Mathew Samual Kalarikkal Puliyamala P O Puliyamala	57	23.08	11	10	21	
32	INDIAN CARDAMOM RESEARCH INSTITUTE, KAILASANADU P.O., MYLADUMPARA	Dr.John JO Vargheese Manager Scientist in Charge Kailasanadu P O Myladumpara	44.46	17.99	15	29	44	
33	CARDAMOM RESEARCH STATION, PAMPADUMPARA	Govt Of Kerala Kerala Agricultural Univercity	0	0	0	0	0	
34	KOLLAMKULAM ESTATE, PULIYANMALA	M Ramaswami Kollamkulam Estate Puliyamala	5.5	2.23	0	3	3	
35	SANGEETHA ESTATE, PULIYANMALA P.O	P N Vijayappan Nair Sangeetha House Changanassery	18	7.28	0	4	4	
36	EDASSERY ESTATE, PAMPUPARA P.O	E J David Edassery Estate Pampupara P O Vandamedu	15.2	6.15	3	3	6	
37	EDASSERY ESTATE, PAMPUPARA P.O	C P Maggi Edassery Estate Pampupara P O Vandamedu	19	7.69	4	14	18	
38	RAMAGIRI ESTATE, PAMPUPARA P.O, MANGALADEVI	Lakshmi Nair Ramagiri Estate Pampupara bP O Mangaladevi	16.25	6.58	1	5	6	

39	RAMAGIRI ESTATE, PAMPUPARA P.O, MANGALADEVI	Parvathiamma Ramagiri Estate Pampupara bP O Mangaladevi	16 .25	6.58	2	8	10	
40	RAMAGIRI ESTATE, PAMPUPARA P.O, MANGALADEVI	Shobha Ramagiri Estate Pampupara bP O Mangaladevi	16 .25	6.58	4	2	6	
41	RAMAGIRI ESTATE, PAMPUPARA P.O, MANGALADEVI	Meera Nair Ramagiri Estate Pampupara bP O Mangaladevi	16 .25	6.58	3	3	6	
42	VSC ESTATE, PAMPUPARA P.O	Prasad Manager VSC Estate Pampupara P O Mangaladevi	70	28.33	3	5	8	
43	JMJ PLANTATIONS, PAMPUPARA P.O	NO Information	0	0	0	0	0	
44	RAJAKKAD ESTATE (CKC ESTATE), RAJAKKAD	C K Chellappan Rajakkad Estate (CKC Estate) Rajakkad	92.05	37.25	2	16	18	
45	RAJAKKAD ESTATE (CKC ESTATE), RAJAKKAD	Sreekumar Chellappan Rajakkad Estate (CKC Estate) Rajakkad	25.49	10.32		11	11	
46	RAJAKKAD ESTATE (CKC ESTATE), RAJAKKAD	Sreejith Chellappan Rajakkad Estate (CKC Estate) Rajakkad	24.92	10.08	2	7	9	
47	RAJAKKAD ESTATE (CKC ESTATE), RAJAKKAD	C K Chellappan Rajakkad Estate (CKC Estate) Rajakkad	0	0	0	0	0	
48	RAJAKKAD ESTATE (CKC ESTATE), RAJAKKAD	C K Chellappan Rajakkad Estate (CKC Estate) Rajakkad	0	0	0	0		
49	RAJAKKAD ESTATE (CKC ESTATE), RAJAKKAD	C K Chellappan Rajakkad Estate (CKC Estate) Rajakkad	0	0	0	0		

50	RAJAKKAD ESTATE (CKC ESTATE), RAJAKKAD	C K Chellappan Rajakkad Estate (CKC Estate) Rajakkad	0	0	0	0	0	
51	S M S A ESTATE, CHENKARA P.O, SULTHANIYA	S M Saidu Ahammed Sulthania Chenkara P O	6	2.43	1	2	3	
52	RAJAKKAD ESTATE, NR CITY P.O, 300 ACRE	Subramaniam Ramraj Rajakkad Estate 300Acre N R City P O Rajakkad	40.2	16.27	4	5	9	
53	RAJAKKAD ESTATE, NR CITY P.O, 300 ACRE	S Shivaraj Rajakkad Estate 300Acre N R City P O Rajakkad	40.21	16.27	4	4	8	
54	K P K M ESTATE, CHENKARA P.O SULTHANIYA	K P K Muhammed Sulthan K P K M Estate Chenkara P O sulthania	15.3	6.19	3	4	7	
55	M R ESTATE, CHENKARA P.O SULTHANIYA	M Rokkiammal M R Estate Chenkara P O sulthania	10.67	4.32	2	3	5	
56	KA R M ESTATE, CHENKARA P.O SULTHANIYA	Abdul Raheem K A R Estate Chenkara P O sulthania	12	4.86	2		2	
57	K S M ESTATE, CHENKARA P.O SULTHANIYA	K S Muhammed Ibrahim K S M Estate Chenkara P O sulthania	10.62	4.30	3	1	4	
58	K M S ESTATE, CHENKARA P.O SULTHANIYA	K Muhammed Siddhique K M S Estate Chenkara P O sulthania	11	4.45	2	1	3	
59	K M Y ESTATE, CHENKARA P.O SULTHANIYA	Muhammed Yoonus K M Y Estate Chenkara PO sulthania	14.32	5.80	2	2	4	
60	K S A ESTATE, CHENKARA P.O SULTHANIYA	Sheik Abdul Khadar K S A Estate Chenkara PO sulthania	13.83	5.60	1	1	2	

61	M M F ESTATE, CHENKARA P.O SULTHANIYA	Muhammed Fathima M M F Estate Chenkara PO sulthania	9.38	3.80	1	2	3	
62	K M H ESTATE, CHENKARA P.O SULTHANIYA	K Muhammed Habebulla K M H Estate,Chenkara PO sulthania	11	4.45	0	3	3	
63	M K M ESTATE, CHENKARA P.O SULTHANIYA	Khader Meeran M K M Estate Chenkara P O sulthania	7.97	3.23	1	3	4	
64	A S L ESTATE, CHENKARA P.O SULTHANIYA	K M Anai Syed Leva A S L Estate Chenkara P O sulthania	8	3.24	1	2	3	
65	RAJAKKAD ESTATE, RAJAKKAD P.O	Ramaraj Kumar Rajakkad Estate N R City Rajakkad	40	16.19	4	5	9	
66	CORPUS CHRISTY ESTATE, PAMPUPARA P.O	Antony John Corpus Christy Estate Pampupara P O	18.22	7.37	2	4	6	
67	PATHINIPARA ESTATE, PAMPADUMPARA P.O	V C S Rajan Pathinipara Estate Pampadumpara PO	140	56.66	2	4	6	
68	SHAJU PLANTATIONS, ANAYIRANGAL P.O	K K Thomas Shaju Plantations Anayirankal P O Devikulam	76	3.76	6	8	14	
69	ELAVANAM ESTATE, PAMPUPARA P.O	Chacko Mani Elavanam Estate Pampupara P O	9	30.76	2	3	5	
70	ELAVANAM ESTATE, PAMPUPARA P.O Jacob Chacko 9747040745	Jacob Chacho Elavanam Estate Pampupara P O	12	4.86	1	3	4	

71	ELAVANAM ESTATE, PAMPUPARA P.O Mani Chacko	Elezabeth Abraham Elavanam Estate Pampupara P O vandanmedu	18.97	7.68	2	4	6	
72	ELAVANAM ESTATE, PAMPUPARA P.O (A K V)	Mani M Mani Elavanam Estate Pampupara P O	26.97	10.91	4	6	10	
73	ELAVANAM ESTATE, PAMPUPARA P.O	Mani Chacko Elavanam Estate Pampupara P O	18	7.28	3	4	7	
74	ELAVANAM ESTATE, PAMPUPARA P.O	Anna Mathew Elavanam Estate Pampupara P O	18.97	7.68	2	4	6	
75	VELLIMALA ESTATE, VANDANMEDU P.O	Mathew Sacaria Vellimala Estate Vandanmedu P O	24	9.71	3	5	8	
76	SUMERU PLANTATIONS, MAVADY P.O., VALPARA.	Sunu mani Sumeru Plantations Mavady P O Valpara	51.25	20.74	4	5	9	
77	SUMERU PLANTATIONS, MAVADY P.O., VALPARA.	M M Mani Sumeru Plantations Mavady P O Valpara	79.41	32.14	3	10	13	
78	SUMERU PLANTATIONS, MAVADY P.O., VALPARA.	Marikutti Mani Sumeru Plantations Mavady P O Valpara	48.83	19.76	4	13	17	
79	ACC PLANTATIONS, PAMPUPAA P.O., MANGALADEVI	Siby Thomas Manager ACC Plantations Pmampupara P O Mangaladevi	42	16.10	1	12	13	
80	V V ESTATE, VANDANMEDU P.O	Gimmy Sacaria V V Estate Vellimala Vandanmedu	23	9.31	2	4	6	

81	KANI ESTATE, PAMPADUMPARA P.O	Vinod Manager Kani Estate Pampadumpara P O	120	48.56	2	4	6	
82	KHADEEJA ESTATE, PULIYANMALA	Soji Kurian Manager Khadeeja Estate Puliyamala P O Puliyamala	61	24.69	3	10	13	
83	KARUNAMUTTATHU PLANTATIONS, SANTHANPARA	K R Sasi Prabhu Karunamuttathu Plantations Puthadi P O Santhanpara	9.22	3.73	2	0	2	
84	KARUNAMUTTATHU PLANTATIONS, SANTHANPARA	K R Sasi Prabhu Karunamuttathu Plantations Puthadi P O Santhanpara	19.23	7.79	4	1	5	
85	KARUNAMUTTATHU PLANTATIONS, SANTHANPARA	K R Sasi Prabhu Karunamuttathu Plantations Puthadi P O Santhanpara	10.00	4.05	4	0	4	
86	KARUNAMUTTATHU PLANTATIONS, SANTHANPARA	K R Sasi Prabhu Karunamuttathu Plantations Puthadi P O Santhanpara	16.14	6.53	4	0	4	
87	KARUNAMUTTATHU PLANTATIONS, SANTHANPARA	K R Sasi Prabhu Karunamuttathu Plantations Puthadi P O Santhanpara	9.23	3.74	2	0	2	
88	KARUNAMUTTATHU PLANTATIONS, SANTHANPARA	K R Sasi Prabhu Karunamuttathu Plantations Puthadi P O Santhanpara	1.00	0.40	3	0	3	
89	KARUNAMUTTATHU PLANTATIONS, SANTHANPARA	K R Sasi Prabhu Karunamuttathu Plantations Puthadi P O Santhanpara	9.72	3.94	2	0	2	
90	KARUNAMUTTATHU PLANTATIONS, SANTHANPARA	K R Sasi Prabhu Karunamuttathu Plantations Puthadi P O Santhanpara	9.22	3.73	2	0	2	
91	KARUNAMUTTATHU PLANTATIONS, SANTHANPARA	K R Sasi Prabhu Karunamuttathu Plantations Puthadi P O Santhanpara	9.23	3.74	3	0	3	

92	KARUNAMUTTATHU PLANTATIONS, SANTHANPARA	K R Sasi Prabhu Karunamuttathu Plantations Puthadi P O Santhanpara	9.23	3.74	3	0	3	
93	PUSHPAM ESTATE, PAMPADUMPARA P.O	Sundresh Rajan Pushpam Estate Pampadumpara P O Pampadumpara	10	0.05	2	10	12	
94	MEGHA PLANTATIONS, NEDUMKANDAM P.O KALKOONTHAL	George Thomas Mega Plantation Nedumkandan P O Kalkoonthal	114	46.14	9	27		
95	CERUS ESTATE, PAMPUPARA P.O	Rabacca Chacho Cerus Estate Pampupara P O	10	4.05	2	4	6	
96	CHATHURANGAPPARA ESTATE, CHATHURANGAPPARA	Sukumar Chathurangapara Estate Chathurangapara	32.67	13.22	2	3	5	
97	KALLIVAYALIL ESTATE, ANAVILASAM	Joseph M Kallivayalil Kallivayal Estate Anavilasam Estate Anavilasam	27.17	10.10	9	28	37	
98	Letchmi Estate Munnar P.O Munnar	Managing Director,K.D.H.P Company Pvt.Ltd.Munnar	5115.47	2071.04	404	677	1081	
99	Madupatty Estate Munnar P.O Munnar	Managing Director,K.D.H.P Company Pvt.Ltd.Munnar	7269.21	2943.00	721	911	1632	
100	Guderale Estate Munnar P.O Munnar	Managing Director,K.D.H.P Company Pvt.Ltd.Munnar	8711.69	3527.00	793	1103	1896	
101	Gundumallay Estate Munnar P.O Munnar	Managing Director,K.D.H.P Company Pvt.Ltd.Munnar	9346.80	3784.13	796	1476	2272	

102	Nullathanni Estate Munnar P.O Munnar	Managing Director,K.D.H.P Company Pvt.Ltd.Munnar	8919.17	3611.00	516	741	1257	
103	Nymakkad Estate Munnar P.O Munnar	Managing Director,K.D.H.P Company Pvt.Ltd.Munnar	9163.70	3710.00	540	999	1539	
104	Chundavurrai Estate Munnar P.O Munnar	Managing Director,K.D.H.P Company Pvt.Ltd.Munnar	10212.29	4134.53	790	988	1778	
105	Pullivasal Estate Munnar P.O Munnar	Managing Director,TATA Consumer Products Ltd. Kolkatta	1499.56	607.11	207	295	502	
106	Thalayar Estate Thalayar P.O Thalayar	Managing Director,Thalayar Tea Company Pvt.Ltd.Thalayar	2521.87	1021.00	200	250	450	
107	Lockhart Estate Devikulam P.O Devikulam	Chief Executive Officer,Harrison Malayalam Ltd.Bristuv Road W.island,Cochi	1593.15	645.00	166	252	418	
108	K.F.D.C Kadalar Unit,Mankulam P.O Kadalar	Regional Manager,K.F.D.C Aranyakam,Karappuzha Kottayam	95.84	38.80	6	8	14	
109	K.F.D.C Mankulam Unit,Mankulam P.O	Regional Manager,K.F.D.C Aranyakam,Karappuzha Kottayam	269.23	109.00	11	17	28	
110	Kallar Vally cardamom Estate,Kallar Vattiyar P.o	Prakash Challa,Challa Mall8 th floorNo.II Thyagaraja Road,T Nagar,Chennai	281.58	114.00	19	21	40	
111	Lucky Estate Kallar Vattiyar P.O	T.V George,Thuruthil (H) Kallar Vattiyar P.O	14.82	6.00	5	3	8	

112	Palamadam estate,Kallar Vattiyar P.O	Sulphath Muhammed Kutty,K.C Joseph Road8th cross Road,Panampilly Nagar,Cochin	66.69	27.00	7	8	15	
113	Makayiram Plantations,Devikulam Munnar P.O	T.V narayanan Kutty managing Director,GCDA Appartments Gandhi Nagar Cochin	51.74	2095	5	18	23	
114	E.V.M Plantations Kallar Vattiyay P.O	Jose Mathew ,Edakkattukudiyil house,Trikkariyoor P.O Kothamangalam	22.23	9.00	5	3	8	
115	Johnson Estate ,Kallar Vattiyar P.O	George Antony,Pothanikkad (H) Kothamangalam	70.00	28.34	5	17	22	
116	U.C.L Estate,Kallar Vattiyar P.O	Ciril Issac,Kureethadam House,Elenji	112.00	45.34	3	27	30	
117	Pulimootil Estate,Letchmi Colony,Munnar P.O	Luke Stephen,Pulimootil (H) ThodupuzhaP.O Thodupuzha	15.00	6.07	3	20	23	
118	Rajalakshmi Cardamom Estate,Pothamedu P.O	R.Rajagopal, Rajalakshmi Cardamom Estate,Pothamedu P.O	34.58	14.00	0	7	7	
119	St.Thomas estate,Kallar Vattiyar P.O	Sali Raghavan,Parathanathu, Bisonvally P.O	76.00	30.77	12	34	46	
120	Bio-Tech Plantations,Kallar vattiyar P.O	P.I Kunjachan, Puthussery House,GCDA Colony,Thottakattukara P.O Aluva	19.76	8.00	0	8	8	
121	Good Earth Plantations,Pothamedu P.O Munnar	I.K Sasi,Thekkethalakkal(H) Santhigram P.O Kattappana	30.00	12.15	1	13	14	

122	Das Plantations Kallar Vattiyar P.O	C.M Bhadran,Chettiparambil (H) Edappilly P,O Edapilly	205.00	83.00	4	30	34	
123	V.T.J Estate,Letchmi Colony,Munnar	Paul Raj,Puthenpurackal(H) Mangalath Lane,Thevara,Cochin	25.00	10.12	8	9	17	
124	St.Antonys Estate, Letchmi Colony,Munnar P.O	George Antony,Pothanikkad (H) Kothamangalm P.O Kothamangalam	45.00	18.22	4	12	16	
125	VNR Estate, Kallar Vattiyar P.O	Jose Mathew,Edakkattukudiyil(H) Thrikkariyoor P.O Kothamangalam	76.00	30.77	32	13	45	
126	BOYCE RUBBER ESTATE, Mundakkayam P.O., Idukki Pin: 686 513	The Manager, Boyce Rubber Estate Pvt.Lt Mundakkayam P.O. Idukki.Dist., 686 513	673.89	2	183			
127	CHANDRAVANAM TEA ESTATE Marickar Plantations Pvt. Ltd., Chandravanam Tea Estate, Pambanar P.O. PH: 04869	The Manager, Marickar Plantations Pvt. Ltd., Chandravanam Tea Estate,Pambanar P.O. PH: 04869 232040	54.86	22.21	52	54	106	
128	GLENMERY ESTATE Gold View Vyapar Pvt. Ltd., Glenmery Estate, Peermade P.O., Idukki- 685531	The Manager, Gold View,Vyapar Pvt. Ltd, Glenmery Estate, Peermade P.O. Idukki- 685531	666.47	269.72				
129	KODUVAKARANAM EST Gold View Vyapar Pvt. Ltd.,	The Manager, Gold View Vyapar Pvt. Ltd.,	95.08	38.48	39	54	93	

	Koduvakaranam Estate, Peer made P.O., Idukki- 685531 PH: 04869 232594	Koduvakaranam Estate, Peer made P.O., Idukki- 685531 PH: 04869 232594						
130	LADRUM ESTATE Gold View Vyapar Pvt. Ltd., Ladrum Estate, Peer made P.O., Idukki- 685531 PH: 04869 233577	The Manager, Gold View Vyapar Pvt. Ltd., Ladrum Estate, Peer made P.O., Idukki- 685531 PH: 04869 233577	405.06	163.93	134	213	347	
131	KOLIEKANAM ESTATE Gold View Vyapar Pvt Ltd, Koliekanam Estate, Elappara P.O, PIN-685 501 Idukki	The Manager, Gold View Vyapar Pvt. Ltd., Koliekanam Estate, Elappara P.O., PIN- 685 501 Idukki	471.84	190.95	70	118	188	
132	PULLIKKANAM ESTATE Joonktole Tea Industries Ltd., Pullikkanam P.O., Vagamon Pin- 685 503 PH: 04869 248241	The Manager, Joonktole Tea Industries Ltd., Pullikkanam P.O., Vagamon Pin- 685 503 PH: 04869 248241	356.44	144.25	186	234	420	
133	TUNGAMULLAY ESTATE Vandiperiyar P.O. Idukki Dist., Pin- 685 533	The Manager, Tungamullay Estate, Vandiperiyar P.O., Idukki, Pin- 685 533	427.18	172.88		87		
134	MOUNT ESTATE Mount P.O., Vandiperiyar	The Manager, Mount Estate, Mount P.O.,	174.87	70.77	56	88	144	

	Pin- 685 533	Vandiperiyar Pin- 685 533						
135	MOONGALAR ESTATE Harrisons Malayalam Ltd Moongalar Estate., Moongalar P.O., Vandiperiyar- 685533 PH: 04869 258165	The Manager, Harrisons Malayalam Ltd., Moongalar Estate., Moongalar P.O., Vandiperiyar Pin- 685533 PH: 04869 258165	1065.12	431.05	112	289	401	
136	ARNAKAL ESTATE Aranakkal P.O., Vandiperiyar Pin- 685 533 PH: 04869 252224	The Manager, Aranakkal P.O., Vandiperiyar Pin- 685 533 PH: 04869 252224	1014.39	410.52	448	529	977	
137	MANJUMALAI ESTATE Poabs Enterprises Pvt. Ltd Manjumallai Estate., Vandiperiyar P.O., Idukki- 685 533 PH: 04869 252245	The Manager, Poabs Enterprises Pvt. Ltd. Manjumallai Estate., Vandiperiyar P.O., Idukki- 685 533 PH: 04869 252245	555.81	224.93	240	211	451	
138	THENGAKAL ESTATE Poabs Enterprises Pvt. Ltd Thengakal Estate., Vandiperiyar P.O., Idukki- 685 533 PH: 04869 258800	The Manager, Poabs Enterprises Pvt. Ltd. Thengakal Estate., Vandiperiyar P.O., Idukki- 685 533 PH: 04869 258800	419.52	169.78	137	178	315	
139	GRAMBI ESTATE Poabs Enterprises Pvt. Ltd Grambi Estate., Vandiperiyar P.O., Idukki- 685 533 PH: 04869 252502	The Manager, Poabs Enterprises Pvt. Ltd. Grambi Estate., Vandiperiyar P.O., Idukki- 685 533 PH: 04869 252502	265.08	107.28	96	163	259	
140	NELLIKAI ESTATE Poabs Enterprises Pvt. Ltd	The Manager, Poabs Enterprises Pvt. Ltd.	267.43	108.23	61	82	143	

	Nellikai Estate, Vandiperiyar P.O., Idukki- 685 533 PH: 04869 253741	Nellikai Estate, Vandiperiyar P.O., Idukki- 685 533 PH: 04869 253741						
141	PASUMALLAI ESTATE Poabs Enterprises Pvt. Lt Pasumallai Estate, Vandiperiyar P.O., Idukki- 685 533 PH: 04869 253664	The Manager, Poabs Enterprises Pvt. Ltd. Pasumallai Estate, Vandiperiyar P.O., Idukki- 685 533 PH: 04869 253664	287.04	116.16	102	163	265	
142	INJIKAD ESTATE Poabs Enterprises Pvt. Ltd., INJIKAD Estate., Vandiperiyar P.O., Idukki PH: 04869 253741	The Manager, Poabs Enterprises Pvt. Ltd. INJIKAD Estate., Vandiperiyar P.O. Idukki- 685 533 PH: 04869 253741	253.94	102.77	65	139	204	
143	PAMBANAR ESTATE Poabs Enterprises Pvt. Ltd., Pambanar Estate., Pambanar P.O., Idukki- 685 531 PH: 04869 232455	The Manager, Poabs Enterprises Pvt. Ltd. Pambanar Estate., Pambanar P.O., Idukki- 685 531 PH: 04869 232455	450.74	182.41	75	161	236	
144	SEMINIVALLEY ESTATE Elappara P.O., Idukki Dist., Pin- 685 501 PH: 04869 242232	The Manager, Seminivalley Estate, Elappara P.O., Idukki Dist., Pin- 685 501 PH: 04869 242232	255.27	103.31	69	99	168	
145	CHINNAR ESTATE Elappara P.O., Idukki Dist., Pin- 685 501 PH: 04869 242232	The Manager,Chinnar Estate,Elappara P.O., Idukki Dist., Pin- 685 501 PH: 04869 242232	154.83	62.66	69	99	168	

146	HAILEYBURIA ESTATE Elappara P.O., Idukki Dist., Pin- 685 501 PH: 04869 242258	The Manager, Haileyburia Estate, Elappara P.O., Idukki Dist., Pin- 685 501 PH: 04869 242258	325.78	131.84	147	200	347	
147	WALLARDIE ESTATE Harrisons Malayalam Ltd.,Wallardie Estate, Vandiperiyar P.O. Pin- 685533, PH: 04869 252223	The Manager, Harrisons Malayalam Ltd., Wallardie Estate, Vandiperiyar P.O. Pin- 685533, PH: 04869 252223	420	169.97	248	353	601	
148	PATTUMALAI ESTATE Harrisons Malayalam Ltd.,Pattumalai Estate, Karadygoody P.O. Pin- 685533, PH: 04869 252223	The Manager, Harrisons Malayalam Ltd., Pattumalai Estate, Karadygoody P.O. Pin- 685533, PH: 04869 252223	1128.48	456.69	232	75	307	
149	M.K JOHN&SONS ESTATE Mlamala, Thengakkal P.O.,Vandiperiyar	The Manager, M.K. John & Sons Estates, Mlamala, Thengakkal P.O., Vandiperiyar	227.18	91.94	95	83	178	
150	VIRITHIPADAVIL ESTATE Moongalar P.O., Vandiperiyar, Pin- 685 533 PH: 9847355758	The Manager, Viruthipadavil Estate, Moongalar P.O., Vandiperiyar, Pin- 685533 PH: 9847355758	13.36	5.41	12	18	30	
151	PORTLAND ESTATE Moongalar, Chenkara P.O., Vandiperiyar Pin- 685 533 PH: 9847355758	The Manager,Portland Estate,Moongalar, Chenkara P.O., Vandiperiyar Pin- 685 533 PH: 9847355758	14.57	5.90	18	12	30	

152	PERIYAR CONNIMARA E Vandiperiyar P.O. Pin- 685 533	The Manager, Periyar Connimara Estate, Vandiperiyar P.O. Pin- 685 533	297.46	120.38	200	196	396	
153	MANIKAL ESTATE M/S Travancore Rubber and Ltd., Manikal Estate, Mundakayam P.O., Pin- 686 513 PH: 8589997041	The Manager, M/S Travancore Rubber and Tea Co. Ltd., Manikal Estate, Mundakayam P.O., Pin- 686 513 PH: 8589997041	1129.79	457.22	303	230	533	
154	KUPPAKAYAM ESTATE M/S Travancore Rubber and Ltd.,Kuppakayam Estate, Mundakayam P.O.,Pin- 686 513 PH: 8589997041	The Manager, M/S Travancore Rubber and Kuppakayam Estate, Mundakayam P.O., Pin- 686 513 PH: 8589997041	1170.28	473.61	295	239	534	
155	MUTHUMALAI ESTATE Chenkara P.O. Vandiperiyar, Idukki, Pin- 685 539 PH: 9544738573	The Manager, Muthumalai Estate, Chenkara P.O. Vandiperiyar, Idukki, Pin- 685 539 PH: 9544738573	36.0	14.57	24	18	42	
156	SPRINGVALLEY ESTATE Chenkara P.O. Vandiperiyar, Idukki, Pin- 685 539 PH: 9544738573	The Manager, Spring Valley Estate, Chenkara P.O. Vandiperiyar, Idukki, Pin- 685 539 PH: 9544738573	46.55	18.84	8	17	25	
157	KARADY GOODY ESTATE The Highland Produce Co. Ltd.,	The Manager, The Highland Produce Co. Ltd., Carady Goody estate,	546.56	221.19	153	316	469	

	Carady Goody estate, Vandiperiyar P.O. Idukkui Pin- 685533 PH: 04869 2	Vandiperiyar P.O., Idukkui Pin- 685533 PH: 04869 25						
158	LIFETIME AGROLAND P Lakshmykovil P.O., Peermade PH: 9539803861	The Manager, Lifetime Agroland Pvt.ltd., Lakshmykovil P.O., Peerma PH: 9539803861	875	354.11	115	168	283	
159	PASUPPARAI ESTATE The Highland Produce Co. Ltd.Pasupparai Estate, Pasuppara P.O., Idukki- Pin- 685502 PH: 04869 246229	The Manager, Pasuppara Estate,The Highland Produce Co. Ltd., Pasupparai Estate, Pasuppar Idukki- Pin- 685502 PH: 04869 246229	300.9	121.78	82	149	231	
160	ALAMPILLY ESTATE Pasuppara P.O., Idukkui Pin- 685502 PH: 04869 246223	The Manager, Alampilly Estate, Pasuppara P.O., Idukkui Pin- 685502 PH: 04869 246223	173.94	70.39	46	41	87	
161	CHURAKULAM ESTATE Post Box No.7 Vandiperiyar, Idukkui Pin- 685533 PH: 04822 212698	The Manager, Churakulam Estate, Post Box No.7.Vandiperiyar, Idu 685533 PH: 04822 212698	250.47	101.36	68	77	145	
162	ASHLEY ESTATE Udayagiri Rubber C Ashley Estate., P.B.No. 4, Peermade P.O. Idukki- 685531 PH: 04869 232540	The Manager, Udayagiri Rubber Co. Ltd., Ashley Estate, P.B.No. 4, Peermade P.O. Idukkui- 685 PH: 04869 232540	260.183	105.29	32	25	57	

163	VAGAMON ESTATE Vagamon Tea Garden, Vagamon P.O., Idukki Pin- 685503 PH: 04869 2	The Manager, Vagamon Tea Garden, Vagamon P.O., Idukki Pin- 685503 PH: 04869 248210	804.81	325.70	87	135	222	
164	VIMALAGIRI ESTATE Lakshmykovil P.O. Peermade, Pin- 685531 PH: 04869 233667	The Manager, Vimalagiri Plantations, Lakshmykovil P.O., Peermade, Pin- 685531 PH: 04869 233667	55.42	22.43	22	28	50	
165	PLAKKAD ESTATE P.B. No. 4 Vandiperiyar P.O. Pin- 685533 PH: 04869 252215	The Manager, Plakkad Estate Pvt. Ltd., P.B. No. 4 Vandiperiyar P.O. Pin- 685533 PH: 04869 252215	205.0	82.96	11	37	48	
166	STAGBROOK ESTATE The Nilgiri Tea Estate Ltd.Stagbrook Estate P.B. No.2Peermade P.O., PH: 04869 232082	The Manager, The Nilgiri Tea Estate Ltd., Stagbrook Estate P.B. No.2Peermade P.O. Idukki 685531 PH: 04869 232082	312.89	126.62	40	62	102	
167	TYFORD ESTATE Fairfield P.O. Elappara, Idukki- 685501 PH: 04869 242259	The Manager,Tyford Estate Fairfield P.O., Elappara, Idukki- 685501PH: 04869	980.21	396.69	198	275	473	
168	PENSUREST ESTATE Fairfield P.O., Elappara, Idukki- 685501 PH: 04869 242259	The Manager, Pensurest Es Fairfield P.O., Elappara Idukki- 685501 PH: 04869 242259	172.41	69.77	45	85	130	
169	CHIDAMBARAM CARDA ESTATE	The Manager, Cardamom Garden,	14.67	5.94	11	13	24	

	Cardamom Garden, P.B. No. 3Near CPM School Peermade, Peermade P.O.	P.B. No. 3Near CPM School Peermade, Peermade P.O.						
170	MEKKUNNAM ESTATE Tas Hill Plantations Pvt. Ltd.Mekkunnam Estate,Glenrock Office, Mundakayam P.O. Pin- 686513 PH: 04828 272343	The Manager, Tas Hill PlantationsPvt.Ltd Mekkunnam Estate, Glenrock Office, Mundakayam P.O. Pin- 686513 PH: 04828 272343	32	12.95	17	11	28	
171	PULLUPARA ESTATE Tas Hill Plantations Pvt. Ltd.Pullupara Estate,Glenrock Office, M P.O.Pin- 686513 PH: 04828 272343	The Manager, Tas Hill PlantationsPvt.Ltd Pullupara Estate, Glenrock Office, Mundakayam P.O., Pin- 686513 PH: 04828 272343	25	10.12	16	23	39	
172	KARIMTHARUVI ESTATE K. Chappath P.O. Elappara - 685505	The Manager, Karimtharuvi Estate, K. Chappath P.O. Elappara - 685505	262.61	106.28	113	153	266	
173	PATTUMUDY ESTATE Gemraj Plantations, Pattumudy Estate, Karadykuzhy P.O., Peerm Pin- 685531 PH: 9447032150	The Manager, Gemraj Plantations, Pattumudy Estate, Karadykuzhy P.O.Peermad Pin- 685531 PH: 9447032150	70	28.33	20	36	56	
174	CHANDRAVANAM ESTATE (KEERIKARA DIVISION)	The Manager, Chandravanam Estate, Keerikara Division, Keerikara P.O.,	27.9	11.29	16	28	44	

	Keerikara Division, Keerikara P.O., Vandiperiyar – 685533 PH: 04869 258112	Vandiperiyar – 685533 PH: 04869 258112						
175	KOTTAMALA ESTATE M.M.J Plantations, Kottamala Tea Garden, Kottamala P.O., Via Vagamon	The Manager, M.M.J Plantations, Kottamala Tea Garden, Kottamala P.O., Via Vagamon	1819	736.14	152	181	333	Closed
176	BONAMI ESTATE M.M.J Plantations, Bonami Tea Garden, Fairfield P.O., Elappara Pin- 685501 PH: 04822 212214	The Manager,M.M.J Plantations,Bonami Tea Garden,Fairfield P.O., Elappara Pin- 685501 PH: 04822 212214	984	398.22	127	100	227	Closed
177	PEERMADE TEA Co. Fairfield P.O., Elappara Pin- 685501 PH: 04822 212214	The Manager,Peermade Tea Company Fairfield P.O., Elappara Pin- 685501 PH: 04822 212214	679.79	275.11	324	181	505	Closed
178	Kaliyar Estate, Kodikulam P.O., Thodupuzha 685 584,	Nice J Mattam, Sr. Manager, Kaliyar Estate kodikulam P.O., Thodupuzha 685 584	593.28	240.09	116	72	189	
179	Malankara Estate, Mrala PO., Thodupuzha 685,584	Malankara Plantations Ltd., Kodimatha, Kottayam	1708	698.20	102	66	168	
180	Velliamattom Rubber Estate, Pannimattom, Elamdesam, Thodupuzha	Tom Thomas, Managing Director, Karikkode Rubber Ltd., Pala, Kottayam	277.13	112.20	0	0	0	

181	Oil Palm Seed Garden, Vettimattom P.O., Kalayanthani, Thodupuzha	Managing Director, Oil Palm India Ltd., Old Star Theatre Road., Kottayam	98.60	39.92	0	0	0	
182	Methanath Tea Estate Elappalli Po, Moolamattom	M.V. Ganesh, Methanath House, South, Marady, Muvattupuzha	111.15	45	0	0	0	
183	Thottathil Rubber Plantations, Koovappilly PO Chakkikkaavu, Thodupuzha, Idukki	Biju V. Thottam, Jovial B Thottam Thottathil House, Market Road, Muvattupuzha	21.58	8.74	0	0	0	
184	KFDC LTD., Maniyaramkudy PO Cardamom Project,	Regional Manager, K.F.D.C., Arayakom, Azad Road, Kaloor, Cochin	1443.72	584.50	0	0	0	
TOTAL			100271.28	40579.23	12100	16604.8	28152	
DETAILS OF REGISTERED PLANTATIONS IN ERNAKULAM DISTRICT								
Sl.No.	Name & Address of Plantations	Name & address of Owner/Manager	Extent		No. of workers			Remarks
			Area in Acres	Area in Hectare s	Male	Female	Total	
1	2	3	4	5	6	7	8	9
1	Sacred Heart Estate, Malippara P.O., Kothamangalam	Manager, Fr. Thomas Vechoor, CB Estate, Kothamangalam	14.33	5.80	1	1	2	
2	St. Joseph Estate, Malippara P.O., Kothamangalam	Manager, Fr. Thomas Vechoor, CB Estate, Kothamangalam	14.10	5.71	1	0	1	
3	Fathima Estate, Malippara P.O., Kothamangalam	Manager, Fr. Thomas Vechoor, CB Estate, Kothamangalam	13.76	5.57	1	1	2	
4	CB Estate, Malippara P.O., Kothamangalam	Manager, Fr. Thomas Vechoor, CB Estate, Kothamangalam	10.57	4.27	1	1	2	
5	Immaculate Heart Estate, Pothukuzhy, Kothamangalam	Vicar, Immaculate Heart Church, Kaithavana, Alappuzha	38.90	15.75	8	0	8	

6	St. Joseph Pastoral Centre Estate, Pothukuzhi, Kothamangalam	Vikar, St. Joseph Pastoral Centre, Aarattuvazhy, Alappuzha	20.93	8.47	0	0	0	
7	St. George Estate, Pothukuzhy, Perumanoor P.O., Kothamangalam	St. George Catholic Church, St. George Street, Alappuzha	59	23.87	4	1	5	
8	Holy Cross Estate, Pothukuzhy, Nellimattom P.O, Kothamangalam	Vicar, Holycross Forane Church, Pazhavangadi, Alappuzha	65	26.30	15	1	16	
9	Vimalagiri Estate, Pareekanni P.O., Kothamangalam	Procurator, Bishophouse, Kothamangalam, 686691	71.60	28.98	7	0	7	
10	St. Phelomina Estate (B)	P.A. Paul Tharakan, Ayanatt Parayil House, Thycattussery P.O, Alappuzha	18.53	7.50	0	0	0	
11	St. Phelomina Estate (A), Kuthukuzhy P.O.,	Thankamma Hormese, Acanattparayil (H), Thycattussery PO., Alappuzha	28.41	11.50	0	0	0	
12	Ayanatt Rubber Estate, Kuthukuzhi P.O., Kothamangalam	P.G. Hormes Tharakan Employer, Ayanatt Rubber Estate, Kuthukuzhy P.O., Kothamangalam	59.06	23.91	2	0	2	
13	Paduvapuram Rubber Estate, Nadukkani P.O., Kothamangalam	P.A. Abraham Tharakan, Ayanat Parayil, Muvattupuzha	16.06	6.50	0	0	0	
14	Neroth Plantations PVT. Ltd., Kezhmad, Thottumughom P.O., Aluva	Director, Neroth Plantations Pvt. Ltd., Vazhicherry, Alappuzha	153	61.91	12	0	12	

15	Palamattom Plantations Pvt. Ltd., Kuttampuzha PO, via Kothamangalam	Jose Mathew, Alanickal House, Edappady P.O., Bharananganam, Kottayam	143.32	58	15	1	16	
16	Kallala Estate, Kalady Plantations P.O.,	Managing Director, The Plantation Corporation of Kerala Ltd., Muttambalam, Kottayam	5392.80	2182.39	198	198	396	
17	Adirapilly Estate, Kalady Plantations P.O., Manjapra	Managing Director, The Plantation Corporation of Kerala Ltd., Muttambalam, Kottayam	3624.88	1466.94	205	214	419	
TOTAL			9744.25	3943.44	470	418	896	

DETAILS OF REGISTERED PLANTATIONS IN THRISSUR DISTRICT

SL.No.	Name & Address of Plantations	Name & address of Owner/Manager	Extent		No. of workers			Remarks
			Area in Acres	Area in Hectares	Male	Female	Total	
1	2	3	4	5	6	7	8	9
1	Malakkapara Tea Estate, Tata Coffee Ltd., Pariyaram P.O	Mr. Kant K James, Sr. Manager, Tata Coffee Limited, Malakipara Tea Estate, (Via) Chalakudy, Thrissur District, Kerala State, Pin – 680 721	1309.06	529.76	374	409	783	
2	Kundai Estate, Palapilly P.O., Thrissur	Manager, Kundai Estate, Harrisons Malayalam Ltd., Willington Island., Cochin	2500.568	1011.97	148	156	304	
3	Moolply Estate, Palapilly P.O., Thrissur	Harrisons Malayalam Ltd., Willington Island., Cochin	1474.37	596.91	102	83	185	

4	Palapilly Estate, Palapilly P.O., Thrissur	Harrisons Malayalam Ltd., Willington Island., Cochin	534.69	216.38	75	105	180	
5	Joonktollee Tea & Industries Ltd., Chemoni Estate, Palapilly P.O., Thrissur	P.N. Ravunni, Chemoni Pudukkad Estate, Palapilly P.O., Thrissur	1518.96	614.70	113	101	214	
6	Joonktollee Tea & Industries Ltd., Pudukkad Estate, Palapilly P.O., Thrissur	P.N. Ravunni, Chemoni Pudukkad Estate, Palapilly P.O., Thrissur	1001.12	405.13	72	64	136	
7	Perumpara Estate (East) Malakiparai P.O	Manager, Perumpara Estate, Malakkapara P.O.	47.97	19.42	0	0	0	
8	Perumpara Estate (West) Malakiparai P.O	Manager, Perumpara Estate, Malakkapara P.O.	30.01	12.15	0	0	0	
9	Joe Dale Estate, Pazhayanoor P.O.,	Mini Joseph, Joe Dale Estate, Pazhayanoor	53.11	21.50	0	0	0	
10	Palm Hill Estate, Pazhayanoor P.O.,	Emmanuel Joseph, Manniparambil, Seminar Road, Kanjirapilly P.O., Kottayam	57.11	23.12	0	0	0	
11	Rohini Estate, Pazhayanoor P.O.,	Dominic Joseph, Manniparambil, Kanjirapilly P.O., Kottayam	29.12	11.79	0	0	0	
12	Georgea Estate, Pazhayanoor P.O.,	George Joseph, Noll, Skyline, Springfield House, Padivattom, Edappally	54.09	21.9	0	0	0	
13	Santa Maria Estate, Pazhayanoor	Emmanuel Thomas, Ramapuram House, Kuriachira, Thrissur, 680 006	102.92	41.65	0	0	0	

14	Pearl Mount Rubber Estate, Thozhupadam P.O., Chelakkara, Thrissur	Dr. Chinnamma John, Pearl Mount Rubber Estate, Thozhupadam PO., Chelambra, Thrissur	17.98	7.28	5	1	6	
15	Castke Brook Rubber Estate, Thozhupadam P.O., Chelakkara, Thrissur	Dr. John Daniel, Castle Brook Rubber Estate, Mannikkat House, Thottumugham PO	36.98	14.97	4	1	5	
16	Vaniampara Rubber Estate, Vaniyampara P.O., Thrissur	K.P.Rajendran,Superintendent, Vaniampara Rubber Estate, Vaniampara P.O.,Thrissur - 680652	879	355.71	54	39	93	
17	Mylady Estate, Makakkathara, Thrissur	Smt. Mariamma George, Kuruvinakunnel kalaketty P.O., Kottayam	10.99	4.45	0	0	0	
18	Oasis Estate, Madakkathara	Saritha Abaraham, Kuruvinakunnel, Kalaketty P.O., Kottayam	2.79	1.13	0	0	0	
19	Greens Estate, Makakkathara, Thrissur	Biju Abraham, Kuruvinakunnel Kalaketty PO., Kottayam	6.69	2.71	0	0	0	
20	Sunny Estate, Makakkathara, Thrissur	Abaraham George, Kuruvinakunnel, Kalaketty PO., Kottayam	9.98	4.04	0	0	0	
21	Choice Estate, Kalaketty PO, Kottayam	John K. George, Kuruvinakunnel, Kalaketty PO., Kottayam	12.72	5.15	0	0	0	
22	Rocky Estate, Madakkathara, Thrissur	Martin K. George, Kuruvinakunnel, Kalaketty PO., Kottayam	10.99	4.45	0	0	0	
23	Ammati rubber Plantations, Parlikkad, Vadakancherry,	VM Xavier, Manage Ammati rubber	107.32	43.45	0	0	0	

	Thrissur	Plantation, Thrissur						
24	Geo Plantations, Thalappilly Pazhayanoor, Thrissur	George babu, Kanjirakattthachil, Ruby Lake View W. Enclave, Thykoodam, Vytilla Cochin	9.72	3.94	0	0	0	
25	Mary Ann Plantations, Pazhayanoor, Thalappilly, Thrissur	George Babu, KanjirakattThachil, Ruby Lake View W. Enclave, Thykoodam, Vytilla Cochin	20.23	8.19	0	0	0	
26	Ranimedu Estate, Pazhayanoor, Thalappilly, Thrissur	Rani babu, KanjirakattThachil, Ruby Lake View W. Enclave, Thykoodam, Vytilla Cochin	19.69	7.97	0	0	0	
TOTAL			9858.18	3989.55	953	966	1914	

DETAILS OF REGISTERED PLANTATIONS IN PALAKKAD DISTRICT

SI.No.	Name & Address of Plantations	Name & address of Owner/Manager	Extent		No. of workers			Remarks
			Area in Acres	Area in Hectares	Male	Female	Total	
1	2	3	4	5	6	7	8	9
1	Anamalai Rubber Estate, Palakkad	Manager, Anamalais Rubber Estate, Kannambra.P.O.Palakkad	95.59	38.7	2	0	2	
2	Alexandria"A",	Thomas.P.Koshy, Proprietor, Alexandria Estate A Division, Padagiri P.O.,Palakkad.	249.87	101.16	7	7	14	
3	Alexandria"B",	Koshy Oommen, Manager & MD,Palachirakkal, Kangeri, Chennithala South, Alapuzha	102.26	41.4	1	1	2	

4	Attappady Co.Op. Farming Society, Agali	The Secretary, ACFS, Agali	2452.71	993	121	288	409	
5	Bhavani Tea Estate, Siruvani	Prasad Oomman, The Bhavani Tea & Produce co., RS Puram, Coimbatore	1130.72	457.78	214	245	459	
6	Brook Land Estate, Padagiri	Babu Abraham, Mg.Partner, Brookland Estate, Padagiri, Nelliyampathy	237.17	96.02	4	8	12	
7	Vee Kay Tea Company Pvt. Ltd, Chandramala Estate, Nelliyampathy	Shabera Rashid, MD, Vee Kay Tea Co. (P) Ltd, Indus Avane, Kallai Road, Kozhikode	759.97	307.68	113	147	260	
8	Dwaraka Plantations, Panniyankara	Dominic Mathew, Mg.Partner,Unity Enclave, Kottayam	312.87	126.67	18	0	18	
9	Dam View Plantation Malampuzha	Alex Joseph, Edayadi House, Kannadi (PO)	59.28	24	2	2	4	
10	Devi Plantation, Mangode	Praveen.T.C., Thattamparambil House, Poomkunnam, Thrissur	29.64	12	0	8	8	
11	Elak Estate(Mercy)	Mercy Joy, Mukkada house, VJT Enclave, Marad, Ernakulam.	14.99	6.07	5	0	5	
12	Gem Plantation, Mangode	Chandrakumar, Thottaparambil, Punkunnam, Thrissur	61.75	25	1	10	11	
13	Green Acres Estate, Seethargundu, Nelliyampathy	Sidhique.A.V. Green Acres Estate, Seethargundu, Nelliyampathy	603.84	244.47	15	15	30	
14	Hill top plantation, Malampuzha	Johny Joseph, Edayadi House, Kannadi, Palakkad	29.64	12	4	0	4	
15	Janasree Estate, Karimba	V.K.Korah, Vazhakkala Rubbers, K.K.Road, Kottayam	0.00		0	0	0	

16	Kailas "A" Nelliyampathy	P.D.Paul, Kailas Estate, Nelliyampathy	10.37	4.2	0	0	0	
17	Kailas "A1" Nelliyampathy	Prema Sebastian, Parakka House, Bennatt Road, Thrissur	11.12	4.5	0	0	0	
18	Kailas "B" Nelliyampathy	No of Owners 6	14.82	6	0	0	0	
19	Kailas "C" Nelliyampathy	Tessy Joseph, Parakka House, Bennet Road, Thrissur	14.82	6	0	0	0	
20	Kailas "D" Nelliyampathy	Lissy Goeroge, Parakka House, Bethail Lane, Mission Quarters, Thrissur	12.35	5	0	0	0	
21	Kairali Estate, Padagiri	Mohan Guptha, Prop. Kairali Estate & Exports (P) Ltd, Padagiri	576.99	233.6	8	11	19	
22	Karappara Estate.A, Padagiri	Dr.P.U. Majeed, Mg.Director, Hiba Anexe,, Karungarappilly, Kollam	480.00	194.33	4	8	12	
23	K.F.D.C. Pakuthipalam, Nelliyampathy.	The Divisional Manager, KFDC Ltd, Thrissur Division	261.52	105.88	7	7	14	
24	K.F.D.C. Pothumala, Nelliyampathy.	The Divisional Manager, KFDC Ltd, Thrissur Division	225.21	91.18	6	7	13	
25	K.F.D.C. Meeraflores, Nelliyampathy.	The Divisional Manager, KFDC Ltd, Thrissur Division	486.61	197.01	15	17	32	
26	K.F.D.C. Rosary, Nelliyampathy.	The Divisional Manager, KFDC Ltd, Thrissur Division	246.26	99.7	1	0	1	
27	K.F.D.C. Vettiyl, Anakkal, Malampuzha.	The Divisional Manager, KFDC Ltd, Thrissur Division	147.01	59.52	5		5	
28	K.F.D.C. Beatrice, Nelliyampathy.	The Divisional Manager, KFDC Ltd, Thrissur Division	246.26	99.7	2	2	4	

29	Koravampady Estate, Agali	Krien Thomas, Mg.Director, Kuravanpady Estate, Agali	79.98	32.38	5	4	9	
30	Mukkada Plantations, Anakkal Malampuzha	Dr.George Dominic, Elak Estate, Anakkal (PO)	49.40	20	0	0	0	
31	Manimala Plantations, Panniyankara	K.P.Punnen, Mg.Partner, Unity Enclave, Kottayam	111.15	45	3	0	3	
32	Mayappara Plantations, Malampuzha	Rony.J.Mukkada, Mayappara Plantation, Anakkal	14.60	5.91	4	0	4	
33	Meera Plantation, Malampuzha	Dr.Roy.A.Mukkada, Prop. Elak Estate, Anakkal	56.07	22.7	5	0	5	
34	Manalaroo Estate, Nelliyampathy	Ajith Thomas, Nelliyampathy Tea & Produce Co, Nelliyampathy	2550.37	1032.54	169	343	512	
35	Nelliyampathy Plantations, Minnampara Estate, Nelliyampathy.	E.L.Thomas, Managing Director, Nelliyampathy Plantations, Minnampara Estate, Nelliyampathy.	200.07	81	3	6	9	
36	Mannarkkad Rubber Estate, Mannarkkad	K.P.M.Unnikammu, S/o. Moideenkutty,Mill House, Mannarkkad	383.59	155.3	50	26	76	
37	N.S.,S.Estate, Edathanattukara	Superintendent, NSS Estate, Edathanattukara	395.20	160	13	15	28	
38	N.S.,S.Estate, Nellipathy	Secretary, NSS, Changanassery	421.90	170.81	3	3	6	
39	Oriental Estate, Padagiri	Philp C Jacob, Oopputtil Building, K.K.Road, Kottayam	504.13	204.1	30	24	54	
40	Pullala Estate, Padagiri, Nelliyampathy	P D Poul, S/o.P.P.Sebastian, Pullala Estate, Padagiri (PO) Nelliyampathy	98.80	40	5	5	10	

41	Poothundu Estate, Padagiri	John George, Madathilakkal House, Factory Ward, Alapuzha	346.99	140.48	13	12	25	
42	Poabs Estate(P) Ltd, Seethargundu	Joseph Jacob.M.D,Panachoriyil House, Thiruvalla, PTA	832.39	337	147	156	303	
43	Riverside Plantation, Malampuzha	Sebastian Varghese, Edayadi House, Kottayam	200.00	80.97	14	0	14	
44	Ravivarma Estate, Nelliyampathy	Managing Partner, Ravivarma Estate, Bhanu Bhavan, Thirupur.	133.55	54.07	5	4	9	
45	Rajakkad Estate, Padagiri	Davis Mannual, M.D., The Rajakkad Estate (P) Ltd, Padagiri.	217.36	88	3	6	9	
46	Sooryapara Planting & Trading, Padagiri	Jommy Xavier, Kodakasseriyl House, Kottayam	220.00	89.07	5	7	12	
47	T.D.Plantation, Anakkal, Malampuzha	Dominic Thomas, Elak Estate, Anakkal	60.00	24.29	5	0	5	
48	United Plantations, Malampuzha	Roji.J.Mukkada, Elak Estate, Anakkal	37.05	15	1	0	1	
49	Velakkapetta Plantation, Malampuzha	George Joseph, Edayadi, Kannadi (PO)	82.99	33.6	0	6	6	
50	Venus Estate, Padagiri	Yasmeen Stiphaneos, Oopputtil Building, K.K.Road, Kottayam	32.60	13.2	1	1	2	
51	Walliawaram Plantation, Padagiri	Jommy Xavier, Kodakasseriyl House, Kodimatha (PO) Kottayam	235.00	95.14	5	6	11	
52	Govt. Orange & Veg. Farm, Nelliyampathy	The Superintendent, Govt.Orange & Vegetable Farm, Nelliyampathy	209.95	85	92	58	150	
		TOTAL	16350.78	6615.45	1136	1465	2601	

DETAILS OF REGISTERED PLANTATIONS IN MALAPPURAM DISTRICT								
Sl.No.	Name & Address of Plantations	Name& address of Owner/Manager	Extent		No. of workers			Remarks
			Area in Acres	Area in Hectares	Male	Female	Total	
1	2	3	4	5	6	7	8	9
1	Gokul Rubber & Tea Plantations Ltd, P B No 80, Perinthalmanna P O Malappuram-679322	Gokul Rubber & Tea Plantations Ltd, P B No 80, Perinthalmanna P O Malappuram-679322	149.99	60.70	6	1	7	
2	Balanoor Plantations& Industries Ltd, P B No 79, Perinthalmanna PO, Malappuram - 679332	Balanoor Plantations& Industries Ltd, P B No 79, Perinthalmanna PO, Malappuram - 679332	449.99	182.11	4	14	18	
3	Pandallur Plantations (P) Ltd, P B No 85, Perinthalmanna P O, Malappuram Dt-679322	Pandallur Plantations (P) Ltd, P B No 85, Perinthalmanna P O, Malappuram Dt-679322	294.62	119.23	8	7	15	
4	Badra Estates & Industries Ltd, P B No 83, Peringhalmanna PO , Malappuram -679322	Badra Estates & Industries Ltd, P B No 83, Peringhalmanna PO , Malappuram -679322	197.21	79.81	4	6	10	
5	Aspinwall & Company LTd, Plantation Division, Pullangode Estate	Aspinwall & Company LTd, Plantation Division, Pullangode Estate	2216.31	896.93	242	142	384	
6	Sultana Estate, Kerala Estate P O, Malappuram-676525	Sultana Estate, Kerala Estate P O, Malappuram-676525	813.45	329.20	6	14	20	
7	Kerala Estate A Division, Keralaestate P O, Kalikavu, 676525	Kerala Estate A Division, Keralaestate P O, Kalikavu, 676525	92.13	37.285	2	2	4	
8	Mangad Paduva Rubber Estate, Pullipadam PO, Mampad	Mangad Paduva Rubber Estate, Pullipadam PO, Mampad	114.89	46.494	4	4	8	
9	Chemmmaram Paduva Rubber Estate, Naduvath P O, wandoor	Chemmmaram Paduva Rubber Estate, Naduvath P O, wandoor	61.93	25.064	6	0	6	

10	Paduva rubber Estate, Pullipadam P O, Mampad	Paduva rubber Estate, Pullipadam P O, Mampad	80	32.38		0	0	NOT WORKING
11	Paduva Nagar rubber Estate,Chemmaram, Naduvath P O,	Paduva Nagar rubber Estate,Chemmaram, Naduvath P O,	60	24.28	6	0	6	
12	Kerala Estate C No II Division, Keralaestate P O, Kalikavu, 676525	Kerala Estate C No II Division, Keralaestate P O, Kalikavu, 676525	257.79	104.33	0	0	0	
13	Kerala Estate C No I Division, Keralaestate P O, Kalikavu, 676526	Kerala Estate C No I Division, Keralaestate P O, Kalikavu, 676526	146.34	59.22	1	0	1	
14	Kerala Estate A2 Division, Keralaestate P O, Kalikavu, 676527	Kerala Estate A2 Division, Keralaestate P O, Kalikavu, 676527	92.12	37.28	4	2	6	
15	Plantation Corporation Of Kerala, Nilambur Estate,	Plantation Corporation Of Kerala, Nilambur Estate,	114550.62	46358	38	40	78	
16	Kerala Estate A1 Div, Kerala Estate PO, Kalikavu, Malappuram- 676525	Kerala Estate A1 Div, Kerala Estate PO, Kalikavu, Malappuram- 676525	92.13	37.285	1	0	1	
17	Maratt Privat Limited, Mampad Po, Malappuram -676542	Maratt Privat Limited, Mampad Po, Malappuram -676542	16.68	6.75	0	0	0	
18	Chulliod Estate, ThuvoorPO,	Chulliod Estate, ThuvoorPO,	69.19	28	4	0	4	
19	Thomson Plantation, Thuvoor	Thomson Plantation, Thuvoor	42.01	17	3	0	3	
20	M/s Madhumala Estate,ISSAC Peter, Wandoor	M/s Madhumala Estate,ISSAC Peter, Wandoor	15.01	6.073	1	0	1	
21	Wandoor Estate,Mary Issac Peter, Wandoor	Wandoor Estate,Mary Issac Peter, Wandoor	15.01	6.073	1	0	1	
22	M/s Madhumala Estate,Ritty Peter,	M/s Madhumala Estate,Ritty Peter,	12.00	4.858	1	0	1	

	Wandoor	Wandoor						
23	M/s Madhumala Estate, Peter Issac, Wandoor	M/s Madhumala Estate, Peter Issac, Wandoor	12.86	5.206	1	0	1	
24	Nadukkunnu Estate (Pee Vees Plantations, P V Abdul Vahab), Edivanna P O, Nilambur, Malappuram	Nadukkunnu Estate (Pee Vees Plantations, P V Abdul Vahab), Edivanna P O, Nilambur, Malappuram	29.5	11.94	0	0	0	Slaughter
25	Nadukkunnu Estate (Pee Vees Plantations, K A Jasmine Vahab), Edivanna P O, Nilambur, Malappuram	Nadukkunnu Estate (Pee Vees Plantations, K A Jasmine Vahab), Edivanna P O, Nilambur, Malappuram	29.5	11.94	0	0	0	Slaughter
26	Nadukkunnu Estate (Pee Vees Plantations, P V Ali Mubarak), Edivanna P O, Nilambur, Malappuram	Nadukkunnu Estate (Pee Vees Plantations, P V Ali Mubarak), Edivanna P O, Nilambur, Malappuram	22.09	8.94	0	0	0	Slaughter
27	Nadukkunnu Estate (Pee Vees Plantations, P V Muhammed Muneer), Edivanna P O, Nilambur, Malappuram	Nadukkunnu Estate (Pee Vees Plantations, P V Muhammed Muneer), Edivanna P O, Nilambur, Malappuram	29.36	11.88	0	0	0	Slaughter
28	Arthalla Estate, Karuvarakkundu, Kerala Estate P O	Arthalla Estate, Karuvarakkundu, Kerala Estate P O	21.00	8.5	3	0	3	
29	Arthalla Estate, Karuvarakkundu, Kerala Estate P O	Arthalla Estate, Karuvarakkundu, Kerala Estate P O	21.00	8.5	1	0	1	
30	Arthalla Estate, Karuvarakkundu, Kerala Estate P O	Arthalla Estate, Karuvarakkundu, Kerala Estate P O	21.00	8.5	2	0	2	
31	Arthalla Estate, Karuvarakkundu, Kerala Estate P O	Arthalla Estate, Karuvarakkundu, Kerala Estate P O	21.00	8.5	1	0	1	
32	Arthalla Estate, Karuvarakkundu, Kerala Estate P O	Arthalla Estate, Karuvarakkundu, Kerala Estate P O	21.00	8.5	5	0	5	

33	Arthalla Estate, Karuvarakkundu, Kerala Estate P O	Arthalla Estate, Karuvarakkundu, Kerala Estate P O	21.00	8.5	1	0	1	
34	Arthalla Estate, Karuvarakkundu, Kerala Estate P O	Arthalla Estate, Karuvarakkundu, Kerala Estate P O	21.00	8.5	1	0	1	
35	Arthalla Estate, Karuvarakkundu, Kerala Estate P O	Arthalla Estate, Karuvarakkundu, Kerala Estate P O	21.00	8.5	2	0	2	
36	Arthalla Estate, Karuvarakkundu, Kerala Estate P O	Arthalla Estate, Karuvarakkundu, Kerala Estate P O	21.00	8.5	1	0	1	
37	Arthalla Estate, Karuvarakkundu, Kerala Estate P O	Arthalla Estate, Karuvarakkundu, Kerala Estate P O	21.00	8.5	2	0	2	
38	Arthalla Estate, Karuvarakkundu, Kerala Estate P O	Arthalla Estate, Karuvarakkundu, Kerala Estate P O	21.00	8.5	1	1	1	
39	Arthalla Estate, Karuvarakkundu, Kerala Estate P O	Arthalla Estate, Karuvarakkundu, Kerala Estate P O	21.00	8.5	1	0	1	
40	Arthalla Estate, Karuvarakkundu, Kerala Estate P O	Arthalla Estate, Karuvarakkundu, Kerala Estate P O	21.00	8.5	2	0	2	
41	Arthalla Estate, Karuvarakkundu, Kerala Estate P O	Arthalla Estate, Karuvarakkundu, Kerala Estate P O	21.00	8.5	1	0	1	
42	Arthalla Estate, Karuvarakkundu, Kerala Estate P O	Arthalla Estate, Karuvarakkundu, Kerala Estate P O	21.00	8.5	1	0	1	
43	Arthalla Estate, Karuvarakkundu, Kerala Estate P O	Arthalla Estate, Karuvarakkundu, Kerala Estate P O	21.00	8.5	3	0	3	
44	Arthalla Estate, Karuvarakkundu, Kerala Estate P O	Arthalla Estate, Karuvarakkundu, Kerala Estate P O	21.00	8.5	3	0	3	

45	Arthalla Estate, Karuvarakkundu, Kerala Estate P O	Arthalla Estate, Karuvarakkundu, Kerala Estate P O	21.00	8.5	2	0	2	
46	Arthalla Estate, Karuvarakkundu, Kerala Estate P O	Arthalla Estate, Karuvarakkundu, Kerala Estate P O	21.00	8.5	2	0	2	
47	Arthalla Estate, Karuvarakkundu, Kerala Estate P O	Arthalla Estate, Karuvarakkundu, Kerala Estate P O	21.00	8.5	2	0	2	
48	Arthalla Estate, Karuvarakkundu, Kerala Estate P O	Arthalla Estate, Karuvarakkundu, Kerala Estate P O	21.00	8.5	1	0	1	
49	Arthalla Estate, Karuvarakkundu, Kerala Estate P O	Arthalla Estate, Karuvarakkundu, Kerala Estate P O	21.00	8.5	2	0	2	
50	Aryad Estate (p) Ltd, Edivenna P ONilambur, Malappuram	Aryad Estate (p) Ltd, Edivenna P ONilambur, Malappuram	49.99	20.23	8	4	12	
51	Rajah Estate, Thazhepalum, Malappuram	Rajah Estate, Thazhepalum, Malappuram	42.70	17.28	4	0	4	
52	Rajah Estate (Part), Malappuram	Rajah Estate (Part), Malappuram	7.07	2.86	1	0	1	
53	Rajah Estate (Part), Malappuram	Rajah Estate (Part), Malappuram	3.75	1.518	1	0	1	
54	Rajah Estate (Part), Malappuram	Rajah Estate (Part), Malappuram	7.08	2.866	1	0	1	
55	Rajah Estate (Part), Malappuram	Rajah Estate (Part), Malappuram	7.09	2.87	1	0	1	
56	Rajah Estate (Part), Malappuram	Rajah Estate (Part), Malappuram	280.66	113.58	6	0	6	
57	Madhumala Estate, Wandoor, Malappuram	Madhumala Estate, Wandoor, Malappuram	10.01	4.049	9	4	13	
58	Madhumala Estate, Vellayur, Malappuram	Madhumala Estate, Vellayur, Malappuram	82.85	33.53	2	0	2	

59	Madhumala Estate, Vellayur, Malappuram	Madhumala Estate, Vellayur, Malappuram	7.00	2.834	1	0	1	
60	Madhumala Estate, Vellayur, Malappuram	Madhumala Estate, Vellayur, Malappuram	5.00	2.024	1	0	1	
61	C T Company Estate, Kallunadu P O, KaruvarakkunduMalapp uram	C T Company Estate, Kallunadu P O, KaruvarakkunduMalappur am	13.00	5.26	3	0	3	
62	C T Company Estate, Kallunadu P O, KaruvarakkunduMalapp uram	C T Company Estate, Kallunadu P O, KaruvarakkunduMalappur am	14.18	5.737	3	0	3	
63	C T Company Estate, Kallunadu P O, KaruvarakkunduMalapp uram	C T Company Estate, Kallunadu P O, KaruvarakkunduMalappur am	20.01	8.097	5	0	5	
64	C T Company Estate, Kallunadu P O, KaruvarakkunduMalapp uram	C T Company Estate, Kallunadu P O, KaruvarakkunduMalappur am	13.00	5.26	3	0	3	
65	C T Company Estate, Kallunadu P O, KaruvarakkunduMalapp uram	C T Company Estate, Kallunadu P O, KaruvarakkunduMalappur am	8.99	3.64	2	0	2	
66	C T Company Estate, Kallunadu P O, KaruvarakkunduMalapp uram	C T Company Estate, Kallunadu P O, KaruvarakkunduMalappur am	8.99	3.64	2	0	2	
67	C T Company Estate, Kallunadu P O, KaruvarakkunduMalapp uram	C T Company Estate, Kallunadu P O, KaruvarakkunduMalappur am	12.01	4.86	2	0	2	
68	C T Company Estate, Kallunadu P O, KaruvarakkunduMalapp uram	C T Company Estate, Kallunadu P O, KaruvarakkunduMalappur am	13.00	5.26	3	0	3	

69	C T Company Estate, Kallunadu P O, KaruvarekkunduMalapp uram	C T Company Estate, Kallunadu P O, KaruvarekkunduMalappur am	10.35	4.19	2	0	2	
70	C T Company Estate, Kallunadu P O, KaruvarekkunduMalapp uram	C T Company Estate, Kallunadu P O, KaruvarekkunduMalappur am	11.00	4.45	2	0	2	
71	C T Company Estate, Kallunadu P O, KaruvarekkunduMalapp uram	C T Company Estate, Kallunadu P O, KaruvarekkunduMalappur am	12.50	5.06	3	0	3	
72	C T Company Estate, Kallunadu P O, KaruvarekkunduMalapp uram	C T Company Estate, Kallunadu P O, Karuvarekkundu Malappuram	12.50	5.06	3	0	3	
73	C T Company Estate, Kallunadu P O, KaruvarekkunduMalapp uram	C T Company Estate, Kallunadu P O, KaruvarekkunduMalappur am	12.50	5.06	3	0	3	
74	C T Company Estate, Kallunadu P O, KaruvarekkunduMalapp uram	C T Company Estate, Kallunadu P O, KaruvarekkunduMalappur am	13.00	5.26	3	0	3	
75	C T Company Estate, Kallunadu P O, KaruvarekkunduMalapp uram	C T Company Estate, Kallunadu P O, KaruvarekkunduMalappur am	4.99	2.02	1	0	1	
76	Nilambur Rubber Co Ltd, Nilambur Rubber Estate, Chungathara PO, Malappuram	Nilambur Rubber Co Ltd, Nilambur Rubber Estate, Chungathara PO, Malappuram	298.27	120.71	11	6	17	
77	Cipson Tea Estate, Kerala Estate PO, Malappuram	Cipson Tea Estate, Kerala Estate PO, Malappuram	438.78	177.57	0	0	0	
78	Cipson Tea Estate A Div, Kerala Estate PO, Malappuram	Cipson Tea Estate A Div, Kerala Estate PO, Malappuram	0.00	0	0	0	0	Not Working

79	Cipson Tea Estate B Div, Kerala Estate PO, Malappuram	Cipson Tea Estate B Div, Kerala Estate PO, Malappuram	0.00	0	0	0	0	
80	Cipson Tea Estate C Div, Kerala Estate PO, Malappuram	Cipson Tea Estate C Div, Kerala Estate PO, Malappuram	0.00	0	0	0	0	
81	Cipson Tea Estate D Div, Kerala Estate PO, Malappuram	Cipson Tea Estate D Div, Kerala Estate PO, Malappuram	0.00	0	0	0	0	
82	Pioneer rubber Plantations, Akampadam, Malappuram	Pioneer rubber Plantations, Akampadam, Malappuram	2.00	0.81	0	0	0	
83	Pioneer rubber Plantations, Akampadam, Malappuram	Pioneer rubber Plantations, Akampadam, Malappuram	8.00	3.239	0	0	0	
84	Pioneer rubber Plantations, Akampadam, Malappuram	Pioneer rubber Plantations, Akampadam, Malappuram	6.38	2.583	0	0	0	
85	vee kay Rubber Estate, Malappuram	vee kay Rubber Estate, Malappuram	29.28	11.85	9	6	15	
86	vee kay Rubber Estate, Malappuram	vee kay Rubber Estate, Malappuram	29.28	11.85	9	6	15	
87	vee kay Rubber Estate, Malappuram	vee kay Rubber Estate, Malappuram	29.28	11.85	9	6	15	
88	Sara Estate, Kerala Estate PO, Karuvarakundu	Sara Estate, Kerala Estate PO, Karuvarakundu	10.82	4.38	2	0	2	
89	Sara Estate, Kerala Estate PO, Karuvarakundu	Sara Estate, Kerala Estate PO, Karuvarakundu	15.84	6.41	4	3	7	
90	Perumpallil Rubber Estate, Malappuram	Perumpallil Rubber Estate, Malappuram	16.01	6.48	2	0	2	
TOTAL			121991.9	49369.49	504	268	771	

DETAILS OF REGISTERED PLANTATIONS IN KOZHIKKODE DISTRICT								
Sl.No.	Name & Address of Plantations	Name& address of Owner/Manager	Extent		No. of workers			Remarks
			Area in Acres	Area in Hectares	Male	Female	Total	
1	2	3	4	5	6	7	8	9
1	Thamarapally Rubber Company Limited, Calicut Estate	Thamarapally Rubber Company Limited, Calicut Estate	837.15	338.79	54	34	88	
2	Kilkotagiri & Thirumbadi Plantations Ltd, Thirumbadi Estate, Mukkam	Kilkotagiri & Thirumbadi Plantations Ltd, Thirumbadi Estate, Mukkam	1789.08	724.03 Hec	221	90	311	
3	Tamaracheri Rubber Estate, Puduppadi	Tamaracheri Rubber Estate, Puduppadi	347.36	140.57	27	14	41	
4	Kalpaka Rubber Plantations, (p) Ltd	Kalpaka Rubber Plantations, (p) Ltd	405.09	163.94	24	24	48	
5	Sajeera Abdulla, Simex Plantation, Kurichakam PO, Calicut	Sajeera Abdulla, Simex Plantation, Kurichakam PO, Calicut	16.75	6.78	3	0	3	
6	Safeera Abdulla, Simex Plantations, Kurichakam PO, Calicut	Safeera Abdulla, Simex Plantations, Kurichakam PO, Calicut	16.6	6.72	3	0	3	
7	Sameera Abdulla, Simex Plantations, Kurichakam PO, Calicut	Sameera Abdulla, Simex Plantations, Kurichakam PO, Calicut	16.46	6.66	3	0	3	
8	T K kunjabdulla , Simex Plantations, Kurichakam PO, Calicut	T K kunjabdulla , Simex Plantations, Kurichakam PO, Calicut	16.95	6.86	3	1	4	
9	Samseera Abdulla, Simex Plantations, Kurichakam PO, Calicut	Samseera Abdulla, Simex Plantations, Kurichakam PO, Calicut	16.76	6.78	3	0	3	
10	Zayad Abdulla, Simex Plantations, Kurichakam PO, Calicut	Zayad Abdulla, Simex Plantations, Kurichakam PO, Calicut	16.76	6.78	4	0	4	

11	P K Ahammed . P K Estate, Thamarassery PO, Kozhikkode	P K Ahammed . P K Estate, Thamarassery PO, Kozhikkode	21	8.50	2	1	3	
12	K E Safiya, P K Estate, Thamarassery PO, Kozhikkode	K E Safiya, P K Estate, Thamarassery PO, Kozhikkode	17.02	6.89	1	1	2	
13	K E Moidu, P K Estate, Thamarassery PO, Kozhikkode	K E Moidu, P K Estate, Thamarassery PO, Kozhikkode	35.68	14.44	2	2	4	
14	K E Faisal, P K Estate, Thamarassery PO, Kozhikkode	K E Faisal, P K Estate, Thamarassery PO, Kozhikkode	26.69	10.80	2	2	4	
15	K E Fathima , P K Estate, Thamarassery PO, Kozhikkode	K E Fathima , P K Estate, Thamarassery PO, Kozhikkode	21	8.50	2	1	3	
16	K E Shanavas , P K Estate, Thamarassery PO, Kozhikkode	K E Shanavas , P K Estate, Thamarassery PO, Kozhikkode	25.61	10.36	2	1	3	
17	Pearl Mount Estate, Kozhikkode	Pearl Mount Estate, Kozhikkode	21	8.50	1	1	2	
18	Green Mount Estate, Kozhikkode	Green Mount Estate, Kozhikkode	51.6	20.88	4	1	5	
19	Rose Mount Estate, Kozhikkode	Rose Mount Estate, Kozhikkode	42	17.00	5	0	5	
20	Blue Mount Estate, Kozhikkode	Blue Mount Estate, Kozhikkode	52	21.04	3	1	4	
21	Mangalappally Estate, Kozhikkode	Mangalappally Estate, Kozhikkode	39	15.78	1	0	1	
22	P.K.PLANTATIONS, Maranchatty, Koompara (PO)	P.K.PLANTATIONS, Maranchatty, Koompara (PO)	13	5.26	0	0	0	
23	K.M.M. CHEMBILY RUBBER ESTATE, Puthuppadi PO,Kozhikkode	K.M.M. CHEMBILY RUBBER ESTATE, Puthuppadi PO,Kozhikkode	30	12.14	1	1	2	

24	Plantation Corporation of Kerala Ltd. Perambra Estate,	Plantation Corporation of Kerala Ltd. Perambra Estate,	2330.15	943	105	114	219	
25	Manimala Plantations, Velom	Manimala Plantations, Velom	0	0	0	0		Confiscate to Govt
26	Manimala Plantations, Velom	Manimala Plantations, Velom	0	0	0	0		
27	Manimala Plantations, Velom	Manimala Plantations, Velom	0	0	0	0		
28	Ayaniyambad Estate, A K Plantations, Koombara	Ayaniyambad Estate, A K Plantations, Koombara	68.32	27.65	2	1	3	
29	Ayaniyambad Estate, KMA Estates, Koombara	Ayaniyambad Estate, KMA Estates, Koombara	51.00	20.64	0	0	0	
30	Poonoor Estate, Thamarassery, Kozhiokkode	Poonoor Estate, Thamarassery, Kozhiokkode	0	0	0	0	0	
31	Alice Estate, Mokkal Po, Kozhikkode	Alice Estate, Mokkal Po, Kozhikkode	41.36	16.74	2	0	2	
32	Alice Estate, Mokkal Po, Kozhikkode	Alice Estate, Mokkal Po, Kozhikkode	40.52	16.4	2	0	2	
33	Alice Estate, Mokkal Po, Kozhikkode	Alice Estate, Mokkal Po, Kozhikkode	41.12	16.64	2	0	2	
34	Amalgamated Malabar Estate, Puthuppadi, Kozhikkode	Amalgamated Malabar Estate, Puthuppadi, Kozhikkode	253.01	102.39	0	0	0	
35	Combian Cardamom Estate, Koilandy, Kozhokkode	Combian Cardamom Estate, Koilandy, Kozhokkode	100.00	40.47	0	0	0	
36	Venchery Estate, Koypathodi, Kozhikkode	Venchery Estate, Koypathodi, Kozhikkode	12.36	5	12	3	15	
37	Manassery Estate, Mokkal Po, Kozhikkode	Manassery Estate, Mokkal Po, Kozhikkode	36.92	14.94	8	6	14	
38	St. Mathews Estate, Kunduthode, Kozhikkode	St. Mathews Estate, Kunduthode, Kozhikkode	60.00	24.28	1	0	1	

39	Beppur Estate, Thamarassery,	Beppur Estate, Thamarassery,	130.05	52.632	2	1	3	
40	Zubaida Plantations, Kaithapoyil, Kozhikkode	Zubaida Plantations, Kaithapoyil, Kozhikkode	24.73	10.01	3	0	3	
41	Jameela Rubber Plantations, Konappa	Jameela Rubber Plantations, Konappa	12.36	5	1	0	1	
	Total		7076.46	2863.97	511	300	811	

DETAILS OF REGISTERED PLANTATIONS IN WAYANAD DISTRICT

Sl.No.	Name & Address of Plantations	Name & address of Owner/Manager	Extent		No. of workers			Remarks
			Area in Acres	Area in Hectares	Male	Female	Total	
1	2	3	4	5	6	7	8	9
1	A.K.K.COFFEE ESTATE,PERIYA,PERIYA P.O,670644	A.K.Kadarkutty,propriet or,pallicom bangalw,Thalaserry	88	35.61	5	4	9	
2	A.K.TEA ESTATE ,VARAYAL P.O,THALAPUZHA,670644	A.K.Kadarkutty,propriet or,pallicom bangalw,Thalaserry	81	32.78	0	3	12	
3	ASHIYANA GREENS ESTATE, VARAYAL	P.K.Shameem,managing partner,ASHIYANA CONTTONMENT,KANNU R-1,	221.77	89.75	1	5	6	
4	PARISONS ESTATES AND INDUSTRIES PVT LTD.CHERAKKARA ESTATE,CHERAKKARA, THALAPUZHA VIA 670644	N.K.MUHAMMED ALI,Managing director,Parison estate&industries pvt.ltd,Cherrooti road,Calicut,673032	820.37	332	115	252	367	
5	PARISON ESTATE AND INDUSTRIES PVT.LTD,JESSIE ESTATE,PILAKAVU.P.O	N.K.MUHAMMED ALI,Managing director,Parison estate&industries	521.38	211	49	122	171	

	670645	pvt.ltd,Cherrooti road,Calicut,673032						
6	PARISON ESTATE AND INDUSTRIES PVT LTD,TATAMALA ESTATE P.O.,TATAMALA,VELLA MUNDA.VIA	N.K.MUHAMMED ALI,Managing director,Parison estate&industries pvt.ltd,Cherrooti road,Calicut,673032	518.91	210	64	125	189	
7	PARISON ESTATE &INDUSTRIES PVT LTD,THALAPUZHA ESTATE,THALAPUZHA. P.O,670644	N.K.MUHAMMED ALI,Managing director,Parison estate&industries pvt.ltd,Cherrooti road,Calicut,673032	882.15	357	118	268	387	
8	BARGIRI "A'ESTATE,THOLPETTY .P.O670646	LEENAS BICHAS AND THREE OTHERS,ELRECREO,EAST NADAKAVU,CALICUT	97.14	39.31	3	2	5	
9	BARGIRI "B'ESTATE,THOLPETTY 670646	AMINA ABDUL SAMAD,EL-RECRIO,EAST NADAKAVU,CALICUT	97.14	39.31	3	6	9	
10	BARGIRI 'C'ESTATE, THOLPETTY,670646	LEENAS BICHAS AND THREE OTHERS,ELRECREO,EAST NADAKAVU,CALICUT	97.14	39.31	5	3	8	
11	BISON FIELD ESTATE,'X'DIVISON,KA RTIKULAM	N.MAMMOOTY, SAJITHA MANZIL,KELLUR,KOMM AYAD,N.WAYAND	25.16	10.18	1	3	4	
12	BISON FIELD ESTATE 'Y'DIVISON ,KARTIKULAM	V.ASSAINAR,PROPRITER .LUBINA MANZIL,PANAMARAM	25	10.12	0	1	1	
13	BISWAS ESTATE ANJUKUNNU.P.O,PAN AMARAM	P.P.BISWAS,PROPRITER, BISWAS ESTATE,ANJUKUNNU P.O,WAYANAD.	18.22	7.37	1	2	3	

14	BRAHMAGIRI 'A' ESTATE THIRUNELLY,670646	P.C.BALAKRISHNAN,MA NAGER,THIRUNELLY.P.O 670646	227	91.87	3	0	3	
15	BRAHMAGIRI 'B' ESTATE THOLPETTY,670646	BOTHANVAN INGER,THE LAND,MYSORE-19	478	193.44	5	24	29	
16	CALVARY ESTATE, PANAVALLY P.O670646	BROTER,VARGHEES,CAL VERY ESTATE,PANAVALLY	15.10	6.11	1		1	
17	KARMAL NIVAS ESTATE,KARTIKULAM	PRSDENT,KARMAL MNIVAS ESTATE,KARTIKULAM	21.67	8.77	1	1	2	
18	CHANDRIKA ESTATE,VILAMBUKAN DAM	T.MOHANANAN,VANAJ GOTRNA,ECHOME.P.O, WAYANAD	10	4.05	1	0	1	
19	DEVI ESTATE,THOLPETTY.67 0646	N.INDIRA DEVI,PROPRIETOER,DEV I ESTATE,THOLPETTY	23	9.31	1	1	2	
20	DEVI ESTATE PULINHAL, VELLAMUND VIA MANANTHAVADY	MANAGER,DEVI ESTATE,VELLAMUNDA	14.80	5.98	1	0	1	
21	GLEN LEVAN ESTATE, VARAYAL	GERORGE MATEW,MANAGING DIRECTOR,GLENLEVEN ESTATE,VARAYAL.	121.08	49	7	6	13	
22	HARYLAND ESTATE,PERIYA,WAYN AD.670644	P.K.HARRIS,PALLICOOM BUNGLAW,THALASERRY	303	122.62	9	24	33	
23	KARMEL NIKETHAN ESTATE,KARTIKULAM	SUNNY KODIAN,PRSDENT,KAR MEL NIKETHAN ESTATE, KARTIKULAM	28.00	11.33	0	2	2	

24	KARTIKULAM &ALATHUR ESTATE,KARTIKULAM. 670646	E.J.VANINGEN,PROPRIT ER,BIRRAL MUNTE,P.B.NO.44,MYS ORE-1	220.19	89.11	10	19	29	
25	KERALA FOREST DEVELOPMENT CORPORATION,KAMB AMALA	DIVSIONAL MANAGER, KERALA FOREST DEVELOPMENT CORPORATION LTD, HOUSE NO.V111/408.A,LOVE DALE,PADMA PRABHA ROAD,KALPETTA.67312	248.76	100.67	46	66	112	
26	KUTTANAD CARDAMOM LTD,MAKKIYAD. P.O	K.A.MATHEW,DIRECTOR ,KUTTANAD CARDAMMOMSLTD,MA KKIYAD,WAYANAD	104	42.09	6	1	7	
27	KRISHNAGIRI ESTATE,THIRUNELLY P.O	MANAGER,KRISHNAGIRI ESTATE,THIRUNELLI	120	48.56	3		3	
28	KUTTY PLANATIONS, KAPPATTUMALA, PERIYA-38	PK.MUHAMAD,KANNUR	530	214.49	3	2	5	
29	LOURDE ESATE,PANAVALLY.67 0646	THE MANAGER ,LOURDE ESTATE,PANAVALLY	42.01	17	0	1	1	
30	MACKIMALA PLATATION, CHERAKKARA.P.O 670644	K.M.EBRAHIM,M.D, MACKIMALA TEA ESTATE, MACKIMALA,CHERAKKA RA.P.O	298.5	120.80	3	12	15	
31	MARY MOUNT ESTATE,NIRAVILPUZH A,670731	FR.SUNNY, MANAGER, MARY MOUNT ESTATE,NIRAVILPUZHA, MATILAYAM	24	9.71	2	3	5	
32	NAGAMANA (AL- JABEELESTATE)	DR.K.M.MEHBOOB,HAZ EENA MEHBOOB,ripples	91	36.83	2	9	11	

	THOLPETTY.670646	POOLADKUNNU,ERANHI KKAL P.O,ELATHUR,KKD.6733 03						
33	NAZEEEMA ESTATE,PERIYA.67064 4	P.K.NAZEEEMA,PROP.8/4 0,REDCROSS ROAD,KOZHICODE	255	103.20	2	0	2	
34	NIRMALAGIRI ESTATE,NIRVILPUZHA, 670731	MATHEW STANLY,MANAGER, NIRMALAGIRI ESTATE,NIRAVILPUZHA. 670731	50	20.23	2	0	2	
35	NIRMALA PLANATION, KARTIKULAM	JOSEPH THOMAS,MANAGER, NIRMALAPLANTATION, KARTIKULAM	44.48	18	2	1	3	
36	PADMALAAYA ESTATE,ANJUKUNNU	M.A.JAYAKUMARI,P.C.P ADMA PRABHA,PADMALAYAM ESTATE, ANJUKUNNE	23.98	9.70	2	2	4	
37	PADMA ESTATE, PANAVALLY P.O	THE MANAGER, PADMA ESTATE, PANAVALLY.670646	15	6.07	0	2	2	
38	PANT ENTERPRISES ESTATE, THIRUNELLY,670646	M.BALAKRISHNAN,RAM SADAN,KAINATTY,KALPE TTA	133.5	54.03	5	4	9	
39	PEEVEES PLANATION ESTATE,THOLPETTY,N ARRIKKAL	MANAGER, PEEVEES PLANATION, THOLPETTY,WAYANAD6 70646	221.45	89.62	15	12	27	
40	PERIA PEAK ESTATE,PERIA	ANTONEY GEORGE,MANAGING DIRECTOR,PERIA PEAK ESTATE(P)LTD,PERIYA	87.03	35.22	0	17	17	
41	PRAJUAL	PREJUAL	15.51	6.277	1		1	

	ESTATE,VELLAMUNDA	BISWAS,C/O.DR.BISWAS ,PALAKUNNU DENTAL CLINIC,MAKKIMALA(PO)						
42	PRIYADARSINI TEA ESTATE,PANCHARAKO LLI,P.B.NO29,MANANT HAVADY	MANAGING DIRECTOR,PRIYADARSHI NI TEA ESTATE,P.B.NO29,MAN ANTHAVADY.	368.77	149.24	105	254	359	
43	PUTHIYAKOVILAGAM ESTATE,'A'DIVISION,T HIRUNELLI670646	K.K.SUBRAMANIAN, PUTHIYAKOVILAGAM MADAM,KALLACHI(PO), VADAKARA	26.35	10.66	4	1	5	
44	PUTHIYAKOVILAGAM ESTASTE;'B' DIVISION,THIRUNELLI. P.O,670646	K.K.SUBRAMANIAN, PUTHIYAKOVILAGAM MADAM,KALLACHI(PO), VADAKARA	24	9.71	1	0	1	
45	PUTHIYAKOVILAGAM ESTATE 'C' DIVISION,THIRUNELLY	K.K.SUBRAMANIAN, PUTHIYAKOVILAGAM MADAM,KALLACHI(PO), VADAKARA	22.24	9	4	2	6	
46	PUTHIYAKOVILAGAM.' D' DIVISION, ESTATE,THIRUNELLI.67 0646	K.K.SUBRAMANIAN, PUTHIYAKOVILAGAM MADAM,KALLACHI(PO), VADAKARA	22.24	9	2	3	5	
47	PUTHIYAKOVILAGAM ESTATE 'E' DIVISION,THIRUNELLY, 670646	K.K.SUBRAMANIAN, PUTHIYAKOVILAGAM MADAM,KALLACHI(PO), VADAKARA	26.35	10.67	3	3	6	
48	RAMAGIRI ESTATE,THIRUNELLI.67 0646	MANAGER,RAMAGIRI ESTATE, THIRUNELLI	120.04	48.58	1	0	1	
49	RAMAGIRI ESTATE,VARAYAL.P.O	M.V.SANKARAN,PROPRI TER,MOORKOTHE HOUSE,KANNUR	45	18.21	1	2	3	

50	RAZIA GREENS ESTATE,VARAYAL.P.O, 670644	P.K.SHAMEER,MANAGE R,PARTNER,ASHIYANA CONTONMENT,KANNUR -1	93.40	37.8	0	6	6	
51	SAROJA ESTATE, CHERAKKARA.P.O,THA LAPUZHA.670644	MANAGER,SAROJA ESTATE,CHERAKKARA.P. O,MAKKIMALA.670644	530	214.49	8	8	16	
52	SIVAGIRI ESTATE,THIRUNELLI.67 0646	P.C.BALAKRISHHNNAN,M ANAGER,SIVAGIRI ESTATE, THIRUNELLI	120	48.56	1	2	3	
53	ST.ALIAS ARANYASHARAM,NIR AVILPUZHA,WAYANAD	FR.MATHEW STANLY,MANAGER,NIR MALAGIRI ESTATE,NIRAVILPUZHA	17	6.88	1	0	1	
54	STAR 'B' ESTATE, THOLPETTY	M.P.AHAMMEDKUTTY HAJI, STAR 'B' ESTATE THOLPETTY	14.01	5.67	1	2	3	
55	ST.THOMAS MINOR SEMINARY ESTATE,KARTTIKULAM	FR.THOMAS ,MANAGER, NIRMALA PLANATION,KARTIKULA M	24.00	9.71	1	2	3	
56	THANKAMMA ESTATE, VILAMBUKANDAM,W AYANAD	K.SATHAYAJITH,MANAG ER,THANKAMMA ESTATE,VILAMUKANDA M,ECHOME PO.WAYANAD	17	6.88	1	0	1	
57	TRUST PLANATIONS.THOLPET TY,KARTIKULAM VIA670646	SURENDRAN,MANAGER TRUST PLANATION, ASHWATHY (HOUSE),ERANOLLI P.O,THALASEERY	36	14.57	2	4	6	
58	VIYANEYBHAVAN ESTATE KARTIKULAM	FR.PAUL MANAKKATTUMUTTAM ,MANAGER,WOODLAND ESTATE, KARTIKULAM	19.35	7.83	2	1	3	

59	WOODLAND ESTATE ,ANJUKUNNU	P.P.ANOOP.PROPEROTE R,WOODLAND ESTATE ,ANJUKUNNU	26.29	10.64	2	2	4	
60	WOODLAND ESTATE,KARITKULAM	FR,PAUL MANAKKATTUMATTOM ,MANAGER,WOODLAND ESTATE,KARTIKULAM.67 0646	23.75	9.61	2	0	2	
61	YAMUNA PLANATION 'A' DIVISION PERIYA	MADAV.T.S.R,PROPRITE TR,,YAMUNA PLANATION,VATTAPOL, PERIYA,P.O 670644	23	9.31	1		1	
62	YAMUNA PLANATION ESTATE 'B' DIVISION PERIYA	PROPRITOR,YAMUNA PLANATION 'B' DIVISION,VATTAPOIL,PE RIYA.P.O670644	20	8.09	1		1	"
63	YAMUNA PLANATION 'C' ESTATE PERIYA	PROPRETOR,YAMUNA PLANATION 'C' DIVISION,VATTAPOIL,PE RIYA P.O.670644	20	8.09	1		1	"
64	YAMUNA PLANATION 'D' DIVISION ,PERIYA	PROPRITER,YAMUNA PLANATION 'D' DIVISION,VATTAPOIL,PE RIYA P.O.670644	20	8.09	1		1	"
65	YAMUNA PLANATION 'E' DIVISION,PERIYA	PROPRIETOR,YAMUNA PLANATION 'E' DIVISION, VATTAPOIL,PERIYA P.O.670644	15	6.07	1		1	"
66	YAMUNA PLANATION 'F' DIVISION,PERIYA	PROPRITER, YAMUNA PLANATION 'F' DIVISION, VATTAPOIL, PERIYA P.O.670644	15	6.07	1		1	"
67	NEW BRAHMAGIRI 'A'ESTATE,THIRUNELLI, WAYANAD	N.R.MOHAMMED ABDUL MANAF,NERTH HOSSE,MANAYAD P.O,UNNIKULAM,KOZHI	86.62	35.05	0	0	0	

		KODE						
68	TECHNOLOGY EVALUATION CENTER,KUZHINILAM (COFFEE BOARD) MANANTHAVADY,WAYANAD	SENIOR LASION OFFICER,COFFEE BOARD,KUZHINILAM,MANANTHAVADY	27.48	11.12	2	3	5	
69	FRING FORD ESTATES LIMITED,DOORNO MPV 1069,NAFEESA TOWER,TOWN HALL ROAD MANANTHAVADY	JOY ARAKKAL,WAHANNAN, ARAKKAL HOUSE,VANCHODE.P.O, VELLAMUNDA,MANANTHAVADY,WAYANAD	30.25	12.24	12	3	15	
70	MANIYANCODE ESTATE	Maniyamcode Estate,Maniyamcode PO, Kalpetta	176.77	71.54	10	9	19	
71	ROCKSIDE ESTATE	Rockside PLantatons, Pvt Ltd, Calicut -1	158.21	64.03	15	6	21	
72	CHULLIKA ESTATE-THE RAJAGIRI RUBBER & PRODUCE CO. LTD.	Chullika Estate, Meppadi PO, Wayanad.	1025.44	414.99	240	166	406	
73	POOKOT GIRIJAN COLLECTIVE FARMING CO-OPERATIVE SOCIETY LTD.	PGCFS, lakkidi PO, Vythiri, Wayanad - 673 576	222.39	90	76	34	110	
74	MANDOKARA ESTATE	Mandokara Estate, Kariyambodi PO, Wayanad	82.03	33.198	8	4	12	
75	PALAKAMOOLA ESTATE	PALAKAMOOLA ESTATE	78.03	31.58	10	6	16	
76	GARUDA PLANTATIONS	GARUDA PLANTATIONS	19.65	7.95	4		4	
77	GARUDE PLANTATIONS	GARUDE PLANTATIONS	19.41	7.85	4		4	

78	GARUDE PLANTATIONS	GARUDE PLANTATIONS	19.35	7.82	4		4	
79	SAVIDHA ESTATE	SAVIDHA ESTATE	72.97	29.53	5	4	9	
80	VIJAYA CHEENGERI ESTATE	VIJAYA CHEENGERI ESTATE	80.32	32.51	12	9	21	
81	VIJAYAPATHIRI PPARA ESTATE	VIJAYAPATHIRI PPARA ESTATE	68.99	27.92	10	6	16	
82	KRISHNA ESTATE	KRISHNA ESTATE	448.89	181.66	19	18	37	
83	VIJAYAMANDIRAM ESTATE	VIJAYAMANDIRAM ESTATE	125.01	50.59	10	11	21	
84	CHEMBRA ESTATE	Chembra Estate, Chembra PO, Meppadi PO, Wayanad.(Property Belongs to the Bombay High Court, Receiver in suit 954/87 managed by T.P. Muraleedhran & Associates receivers agency chembra estate etc.	666.63	269.78	394	337	731	
85	KOLERIE ESTATE	64(Old NO. 25), Govt. Arts College Road, Coimbatore - 18.	476.19	192.712	55	18	73	
86	MEENAKSHI VILAS ESTATE	Meppadi PO, Wayanad	278.06	112.53	60	14	74	
87	VAZHAKALA ESTATES	Kalladi, Puthumala PO, Meppadi	524.47	212.25	55	9	64	
88	KUPPAMUDI ESTATE	Sivaradham Trust, Kuppamudi Estate, Kolagappara PO.	396.28	160.37	33	32	65	
89	VALLEY ESTATE	Valley EState, Vakeri PO, Sultan Batheri	198.08	80.16	18	14	32	
90	SHIVA ESTATE	Siva EState, Kalpetta	9.21	3.73	3		3	

91	WAYANAD CARDAMOMS LTD	Wayanad.	269.11	108.91	2		2	
92	SEETHA ESTATE	Vythiri, Kalpetta	19.34	7.83	3		3	
93	KURCHIAR MALA	Kozhuthan PO, Wayanad. 673 575	475.96	192.62	175	81	256	
94	VENGATHODE PLANTATION	Kurichair Mala Planations, Ltd, Pozhuthana PO, Wayanad - 673 575	260.22	105.31	50	28	78	
95	REVERSEDALE ESTATE	KurichiarMala Plantations Ltd, Kuzhithana PO, Wayanad - 673 575	219.47	88.82	12	9	21	
96	KANAKAMALA ESTATE	Kurichiar Mala Plantations Ltd, Pozhuthana PO, Wayanad - 673 575	316.96	128.27	65	50	115	
97	KANCHANAM ESTATE	Pativayal, Vatuvanchal, Wayanad	37.56	15.20	4		4	
98	PATIVIAL PLANTATIONS	PATIVIAL PLANTATIONS	130.92	52.98	10	5	15	
99	KUSUMAM ESTATE	KUSUMAM ESTATE	135.40	54.80	6	5	11	
100	KRISHNANGIRI ESTATE, KALPETTA	KRISHNANGIRI ESTATE, KALPETTA	62.25	25.19	13	9	22	
101	PADMA ESTATE	PADMA ESTATE	20.07	8.12	5	2	7	
102	MATTAPPARA ESTATE, KALPETTA	MATTAPPARA ESTATE, KALPETTA	72.82	29.47	12	10	27	
103	PURAKKADY ESTATE, KALPETTA	PURAKKADY ESTATE, KALPETTA	64.72	26.19	8	10	18	
104	PULIYARMALA B ESTATE ,KALPETTA	PULIYARMALA B ESTATE ,KALPETTA	45.94	18.59	12	6	18	
105	PULIYARMALA A	PULIYARMALA A	41.35	16.73	11	9	20	

	ESTATE, KALPETTA	ESTATE, KALPETTA						
106	GOVT. COFFEE PLANTATION, PAMBRA	GOVT. COFFEE PLANTATION, PAMBRA	575.74	233	112	88	200	
107	GOVT. COFFEE PLANTATION, CHEEYAMBAM	GOVT. COFFEE PLANTATION, CHEEYAMBAM	247.10	100	47	33	80	
108	GOVT. COFFEE PLANTATION, KALLUMALA	GOVT. COFFEE PLANTATION, KALLUMALA	355.82	144	68	43	111	
109	SIVA ESTATE, WAYANAD	SIVA ESTATE, WAYANAD	17.51	7.09	4		4	
110	VIGNESH ESTATE, WAYANAD	VIGNESH ESTATE, WAYANAD	16.13	6.53	5		5	
111	SRI GURUVAYOORAPPAN ESTATE	SRI GURUVAYOORAPPAN ESTATE	16.01	6.48	6		6	
112	MURUGAN ESTATE, WAYANAD	MURUGAN ESTATE, WAYANAD	18.42	7.45	6		6	
113	SREE KRISHNA ESTATE	SREE KRISHNA ESTATE	86.64	35.06	11	8	19	
114	MAHAVIR ESTATE	MAHAVIR ESTATE	141.07	57.09	17	8	25	
115	ANANDA ESTATE	ANANDA ESTATE	51.14	20.70	6	2	8	
116	SUJATAH ESTATE	SUJATAH ESTATE	60.02	24.29	7	4	11	
117	SAROJA ESTATE	SAROJA ESTATE	59.40	24.04	6	4	10	
118	NIRMALA ESTATE	NIRMALA ESTATE	60.02	24.29	8	6	14	
119	WOODLANDS ESTATE	WOODLANDS ESTATE	255.53	103.41	20	17	37	
120	VENGACOTTA ESTATE	Annam Koshi & Abraham George, Toppil Plantations P. Ltd, Thoppil HUse, Vaduvanchal PO,	288.12	116.60	37	35	72	

		Wayanad						
121	APRIL GARDENS , KALPETTA	APRIL GARDENS , KALPETTA	14.20	5.75	9	8	17	
122	KOTTARAM GARDENS KALPETTA	KOTTARAM GARDENS KALPETTA	17.00	6.88	5	2	7	
123	MANGALAM CARP ESTATE	MANGALAM CARP ESTATE	208.08	84.21	15	9	24	
124	KANCHANAM ESTATE, VATUVANCHAL	KANCHANAM ESTATE, VATUVANCHAL	34.86	14.11	4		4	
125	FATHIMA ESATE, VYTHIRI, KALPETTA	FATHIMA ESATE, VYTHIRI, KALPETTA	25.01	10.12	3	1	4	
126	V.K. FARMS, VYTHIRI, WAYANAD	V.K. FARMS, VYTHIRI, WAYANAD	25.01	10.12	4		4	
127	POOMULLA ESTATE	POOMULLA ESTATE	31.07	12.57	5	2	7	
128	SUGANTHAGIRI CARDAMOM PROJECT	SUGANTHAGIRI CARDAMOM PROJECT	2601.96	1053	414	348	762	
129	AYSHA PLANTATIONS	Ashique Enterprises, Annihal, Cross Road, Kozhikode	494.20	200	52	43	95	
130	VIJAYA PLANTATIONS, VYTHIRI	VIJAYA PLANTATIONS, VYTHIRI	40.74	16.49	5	2	7	
131	SAI GARDENS	SAI GARDENS	38.68	15.66	4	3	7	
132	SREEPADAM PLANTATIONS	SREEPADAM PLANTATIONS	30.81	12.47	7		7	
133	LITTLE WOODS ESTATE, KALPETTA	LITTLE WOODS ESTATE, KALPETTA	37.78	15.29	4	3	7	
134	TAPOVAN PLANTATIONS	TAPOVAN PLANTATIONS	32.86	13.30	6	1	7	
135	VINAYAKA PLANTATIONS	VINAYAKA PLANTATIONS	37.39	15.13	5	2	7	

136	VASANTHAM PLANTATIONS	VASANTHAM PLANTATIONS	35.60	14.41	5	2	7	
137	THEKKETHATLLS PLANTATIONS	Thekkethattil, Vakeri PO, Sulthan Batheri	43.02	17.41	5	4	9	
138	GREENVALLEY ESTATE	GREENVALLEY ESTATE	65.02	26.32	5	4	9	
139	ADEN VALLEY PLANTATIONS	ADEN VALLEY PLANTATIONS	65.02	26.32	5	3	8	
140	GANAPATHY ESTATES & INDUSTRIES P. LTD.	GANAPATHY ESTATES & INDUSTRIES P. LTD.	68.86	27.87	16	15	31	
141	NS COFFEE PLANTATIONS, KALPETTA	NS COFFEE PLANTATIONS, KALPETTA	23.80	9.63	3		3	
142	REGIONAL COFFEE RESEARCH STATION, CHUNDALE	Dpty Director (Research - Regional Coffee Research Station, Coffee Board, Chundale PO,673123	158.09	63.98	27	14	41	
143	MAKKUNI ESTATE, KOTTATHARA	MAKKUNI ESTATE, KOTTATHARA	49.42	20	5		5	
144	CHAKRADHAR ESTATE	CHAKRADHAR ESTATE	60.31	24.41	8	7	15	
145	SREE BALAJI ESTATE	SREE BALAJI ESTATE	24.01	9.72	6	2	8	
146	THE KOLARIE (WAYANAD ESTATES PVT. LTD)	THE KOLARIE (WAYANAD ESTATES PVT. LTD)	40.02	16.19	9	6	15	
147	VYTHIRI FARM VYTHIRI	VYTHIRI FARM VYTHIRI	50.02	20.24	5	4	9	
148	VYTHIRI RESORT VYTHIRI	VYTHIRI RESORT VYTHIRI	25.01	10.12			0	
149	KUSUM PVT. ESTATE, VATUVANCHAL	KUSUM PVT. ESTATE, VATUVANCHAL	22.89	9.26	3		3	
150	KUSUM (J) ESTATE, VATUVANCHAL	KUSUM (J) ESTATE, VATUVANCHAL	43.14	17.46	3		3	

151	KUSUM (R) ESTATE, VATUVANCHAL	KUSUM (R) ESTATE, VATUVANCHAL	43.14	17.46	2		2	
152	KANAKAM ESTATE, VATUVANCHAL	KANAKAM ESTATE, VATUVANCHAL	44.77	18.12	3		3	
153	VINAYAGA THOTTAM	VINAYAGA THOTTAM	8.25	3.34	5		5	
154	GURURAM THOTTAM	GURURAM THOTTAM	16.68	6.75	5		5	
155	SAKTHI THOTTAM	SAKTHI THOTTAM	11.68	4.73	5	2	7	
156	VASANTHAM THOTTAM	VASANTHAM THOTTAM	9.41	3.81	1		1	
157	THALAMAL ESTATE B DIVISION	THALAMAL ESTATE B DIVISION	41.00	16.59	15	19	34	
158	AYSHA PLANTATIONS	AYSHA PLANTATIONS	20.00	8.09	11	5	16	
159	AGHIU AGRO FOOD INDUISTRIES PVT LTD.	AGHIU AGRO FOOD INDUISTRIES PVT LTD.	5.51	2.23	11	8	19	
160	THALAMALA ESTATE (E DIVISION)	THALAMALA ESTATE (E DIVISION)	48.00	19.43	25	14	39	
161	THALAMALA ESTATE (C DIVISION)	THALAMALA ESTATE (C DIVISION)	41.01	16.60	18	15	33	
162	THALAMALA ESTATE (D DIVISION)	THALAMALA ESTATE (D DIVISION)	48.00	19.43	22	18	40	
163	JAYAKUMARI ESTATE	JAYAKUMARI ESTATE	24.60	9.96	8	7	15	
164	MEENAKSHI VIAS ESTATE - II DIVISION	MEENAKSHI VIAS ESTATE - II DIVISION	45.02	18.22	15	10	25	
165	ANOOP ESTATE	ANOOP ESTATE	10.04	4.06	9	6	15	
166	VANARANI PLANTATIONS	VANARANI PLANTATIONS	108.08	43.74	9	6	15	
167	ACADEMY FOR ADVANCEMENT RESOURCES & TALENTS PVT. LTD	The Mg. Director - P. Abdulla, S/o Ahammed Kunju, Ainul Zarqa, Athanical West Hill, Calicut.	161.06	65.18	8	7	15	

168	SUMANGALAM CARP ESTATES PVT. LTD.	SUMANGALAM CARP ESTATES PVT. LTD.	93.73	37.93	8	5	13	
169	NEELAGIRI ESTATE	NEELAGIRI ESTATE	4.87	1.97	3		3	
170	NEELAGIRI ESTATE	P.K. House, Elangode PO, Panoor via Kannoor.	5.32	2.15	3		3	
171	NEELAGIRI ESTATE	P.K. House, Elangode PO, Panoor Via Kannoor.	6.58	2.66	4		4	
172	NIRUPAMA PLANTATIONS	NIRUPAMA PLANTATIONS	69.19	28	12	8	20	
173	MUNAHARA-HAMZA ESTATE	Chaletu, Nellikode PO, Calicut - 16.	14.79	5.99	2		2	
174	MINU MUMTAZ ESTATE	"Chalettu" House, Nellikode PO, Calicut - 16	9.79	3.96	2	0	2	
175	NAZEERA AZAD ESTATE	Mandayapurath House, Nellikode PO, Calicut - 16.	9.79	3.96	2		2	
176	CHERIYA THAI THOTTATHIL ASHIR ALI ESTATE	"Subi"39/2474A, Chilyarakkan Parambil, Puthiyangadi, Calicut - 5	5.75	2.3272	1		1	
177	P.M. MUSTAFA ESTATE	"Subi" 39/2474A, Chaiyarakkan Parambil, Puthiyangadi, Calicut -5	8.22	3.3272	1		1	
178	HAIZAL ZABRINA HAMZA ESTATE	"Chalettu HUse, Nellikkode PO, Calicut - 16	14.78	5.982	2		2	
179	ZEBA MOOPAN ESTATE	Mandayappurath HUse, Nellikode PO< Calicut - 16	9.79	3.9602	2		2	
180	ALISHA MOOPPAN ESTATE	Mandayapprathu HUse, Nellikkode PO, calicut - 16	9.79	3.9602	2		2	

181	M.A. SHAMEENA ESTATE	M.A. Villa, PO Chevayoor, Calicut.	10.00	4.05	2		2	
182	ZIHAM MOOPPAN ESTATE	Mandayappurath House, Nellikkode PO, Calicut -16	9.79	3.96	2		2	
183	PLATINUM POINT PLANTATIONS PVT. LTD.	Mayan Place, Chalappuram PO, Calicut - 673 002	40.03	16.2	5	4	9	
184	MEPPADI PLANTATIONS PVT. LTD.	Mayan Place, Chalappura, Calicut - 673002	350.56	141.87	45	27	72	
185	KANNANS PLANTATIONS	"Kannans", Guruvayoor PO, Thrissur	20.26	8.20	2		2	
186	GREEN VALLEY PLANTATIONS	"MOhan Garden", Behind Warehouse, Kalpetta PO, Wayanad	29.18	11.81	3		3	
187	POOTHAKOLLY ESTATE	Poothakolly Estate, Meppadi PO, Wynd - 673577	125.86	50.94	40	37	77	
TOTAL			24638	9970.81	3415	3155	13176	

DETAILS OF REGISTERED PLANTATIONS IN KANNUR DISTRICT

SI.No.	Name & Address of Plantations	Name & address of Owner/Manager	Extent		No. of workers			Remarks
			Area in Acres	Area in Hectares	Male	Female	Total	
1	2	3	4	5	6	7	8	9
1	CENTRAL STATE FARM.ARALAM, ARALAM FARM P.O.670673	THE DIRECTOR,CENTRAL STATE FARM, ARALAM FARM P.O. KANNUR DT	751.18	304	16	15	31	
2	CHRISTUDASI ESTATE, NEDUMPOYIL P.O	THE MOTHER SUPERIOR, CHIRSTUDASI ESTATE, NEDUMPOIL P.O,	15	6.07	0	0	0	

		KANNUR, DT.670650						
3	KADAVANAD PLANATIONS, KUTTOOR,MATHAMA NGALAM (VIA), KANNUR DT.670306	FR. PHILIP VELLYAKAVUMKAL,MA NAGER, KADAVANAD PLANATIONS,KUTTOR.6 70306	357	144.48	16	16	32	
4	KEEPALLY RUBBER ESTATE, KEEPLY.P.O KANNUR	K.L.RAMANATHAN, MANAGING PARTNER, CAMP. WESTERN INDIA COTTONS LTD, PAPPINISSEERY P.O ,KANNUR	600	242.82	5	1	6	
5	NAZARATH BHAVAN ESTATE, KUNNOTH.P.O,KANNU R DT	THE MOTER SUPERIOUR,NAZARATH BHAVAN ESTATE, KUNNOTHE, KANNUR.DT	10.01	4.0468	2		2	
6	PIONEER ESTATE, POOLAKUTTY, POOLAKUTTY, P.O, KANNUR DT	P.C. LAKSHMI,PROPRITER,,V ENUPURAM,PONNIAM WEST,P.O, KANNUR DT	28	11.38	2	4	6	
7	SANMARIYA ESTATE KEEPALY	MANAGER SANMARIYA ESTATE KEEPALY	111.4	45.08	2	1	3	
8	PUTUUKAD ESTATE, CHUNDAKUNNU.P.O,C HEMPERI VIA,KANNUR 670632	FR, VARGHEES ALUKKAL, MANAGER, PUTUUKAD ESTATE, CHUNAKUNNU P.O, CHEMPERI VIA ,KANNUR	310.06	125.48	15		15	
9	REGIONAL RESARCH STATION ,PADIYOOR	THE DIRECTOR, RUBBER RESRACH INSTITUTE OF INDIA,KOTTAYAM	98.84	40	7	15	22	
10	SANTHOME ESTATE, KUNNOTH, KILIYANTHARA.P.O, KANNUR DT 670706	THE MANAGER, SANTHOME ESTATE, KUNNOTH, KILIYANTHARA	137.04	55.46	7	0	7	

		,KANNUR DT						
11	SAVIO BOYS TOWN ESTATE, KILIYANTHARA,KANNUR	MANAGER,SAVIO BOYS TOWN ESTATE, KUNNATH, KILIYANTHARA P.O,KANNUR670706	10.56	8.09	3	1	4	
12	SEMINARY VILLA ESTATE,NEDUMPOYIL, KANNUR DT	FR,CHACKOCHAN VAZHAKKALA,SEMINARY VILLA ESTATE,NEDUMPOIL	40.01	16.19	3	0	3	
13	KARUMUNAYIL ESTATE,PANAPUZHA P.O,MATHAMANGALAM, KANNUR DIST	MATHE PHILIPPOSE,KARMUDAYIL ,PANAPUZHA	130.26	52.72	4	2	6	
14	K.V. ESTATE,KOMMERI P.O,NEDUMPOYIL,KANNUR DT	VIJAYALAKSHMI,W/O LATE SRI VALSARAJ	39.91	16.15	2	0	2	
TOTAL			2639	1071.97	84	55	139	

DETAILS OF REGISTERED PLANTATIONS IN KASARGOD DISTRICT

SL.No.	Name & Address of Plantations	Name & address of Owner/Manager	Extent		No. of workers			Remarks
			Area in Acres	Area in Hectares	Male	Female	Total	
1	2	3	4	5	6	7	8	9
1	KOTTAMALA ESTATE ,KOTTAMALA P.O,NEELESARAM VIA, KASARKODE DT	Benchamin Varghese,Panampunnayil (house),Kottamala Estate,Kottamala.p.o.kasarkode	231.13	93.54	7	2	9	
2	LAKASHMI PRASAD ESTATE,KARUVANKAYAM, NATTAKKAL.P.O,KASARKODE DT	.K.A NARAYANA PODUVAL, PROPRITER,LAKASHMI PRASAD ESTATE,HOSPITAL ROAD	40	16.19	2		2	

		PAYYANNUR						
3	N.S.S. ESTATE,PANATHADY,C HAMUNDIKUNNU,RAJ APURAM VIA,KASARKODE DT	SUPERINTENDENT,N.S.S .ESTATE,PANATHADY,C HAMUNDIKUNNU P.O,RAJAPURAM VIA,KASARKODE,671532	1250	505.87	95	15	110	
4	PRAKASH PLANTATION ,VELLARIKUNDU,VELLA RIKUNDE P.O,PARAPPA VIA KASARKODE DT	MANI THOMAS, MANAGING MDIRECTOR,PRAKASH PLANATION,H.O. THOTTAKKAD, KOTTAYAM.686935	168	67.99	1		1	
5	PAYYANNUR PLANATION&INDUSTR IES LTD	SR.K KRISHNAN UNNITHIRRI ,MANAGING DIRCTOR,5/270SYNDICA TE BUILDING,KARINALLUR POST,KANNUR DISTRICT	28.05	11.35	24		24	
6	plantation corporation of ketrala LTD. Kasargode estate	manager plantation corporation of ketrala LTD. Kasargode estate	0	0	30	52	82	
	TOTAL		1717.18	694.94	159	69	228	

77. OUR OFFICES

Sl.No.	Name of Office	Address	Phone No	E Mail
1	Labour Commissionerate	Thozhil Bhavan, PMG, Opposite Vikas Bhavan KSRTC Depot, Thiruvananthapuram-33 Website: www.lc.kerala.gov.in	0471 2783939	lbrcommissioner@gmail.com
2	Regional Joint Labour Commissioner Offices (3)			
	Kollam	Regional Joint Labour Commissioner Office, First Floor, Water Tank Building, Near Civil Station, Kollam 691 013	0474 2792342	rjlcklm@gmail.com
	Ernakulam	Regional Joint Labour Commissioner Office, Civil Station, Kakkanad, Ernakulam 682 030	0484 2422244	rjlcekm@gmail.com
	Kozhikkode	Regional Joint Labour Commissioner Office, 2 nd Floor Civil Station, Kozhikkode.	0495 2371578	rjlckkd@gmail.com
3	Chief Inspector of Plantations	Office of the Chief inspector of Plantations, Kottayam	0481 2566672	cipkottayam@gmail.com
4	Deputy labour Commissioner Offices			
1	Thiruvananthapuram.	Office of the Deputy Labour Commissioner & Secretatry, SACL B, Thiruvananthapuram.	0471 2783945	dlctvpm.lc@kerala.gov.in
2	Kollam	Deputy labour Commissioner Office, Civil Station, Kollam.	0474 2792342	rjlcklm@gmail.com
3	Kottayam	Deputy labour Commissioner Office, Civil Station, Kottayam	0481 2535452	dlcktm01@gmail.com
4	Ernakulam.	Deputy labour Commissioner Office, Civil Station, Ernakulam.	0484 2422244	rjlcekm@gmail.com
5	Thrissur	Deputy Labour Commissioner Office, Thrissur	0487 2323845	dlctsr@gmail.com .

Sl.No.	Name of Office	Address	Phone No	E Mail
6	Palakkad	Deputy Labour Commissioner Office, Palakkad.	0491 2505242	dpcpkd.lc@kerala.gov.in
7	Kozhikkode	Deputy Labour Commissioner Office, Kozhikkode.	0495 2371578	rjckkd@gmail.com
8	Kannur.	Deputy Labour Commissioner Office, Kannur.	0497 2711720	dckannur@gmail.com
9		Deputy Labour Commissioner Office, National Games, Thiruvananthapuram.		
5	District Labour Offices			
1	Thiruvananthapuram	District Labour Office- Thiruvananthapuram, IIIrd Floor, Thozhil Bhavan, Opposite KSRTC Vikas Bhavan Depot, PMG, Thiruvananthapuram	0471 2783946, 2783938	dloetvpm.lc@kerala.gov.in
2	Kollam	District Labour Office- Kollam, Civil Station Building, Anandeswaram, Civil Station P.O., Kollam.	0474 2794820	dlokimg@gmail.com
3	Pathanamthitta	District Labour Office- Pathanamthitta, Door No XXII/811, Market Road, Pathanamthitta -689 645	0468 2222234	dlopta08@gmail.com
4	Alappuzha	District Labour Office- Alappuzha, SNV Sadanam, Sandanam Ward, Sandanam P.O., Alappuzha.	0477- 2253515	dloalpy@gmail.com
5	Kottayam	District Labour Office- Kottayam, Civil Station Building, Kottayam-2	0481 2564365	dlokottayam@gmail.com
6	Idukki	District Labour Office- Idukki, Varikkath Building, Thodupuzha Municipality VI/200, Kanjiramattom Jn. Thodupuzha East P.O., Idukki 685 585	0486 2222363	dlotdpa@gmail.com
7	Ernakulam	District Labour Office- Ernakulam. Civil Station Building, Kakkanad P.O., Ernakulam	0484 2423110	dloenfekm@gmail.com

Sl.No.	Name of Office	Address	Phone No	E Mail
8	Palakkad	District Labour Office- Palakkad, Thozhil Bhavan, Civil Station, Palakkadu 678001	0491 2505584	dlopalakkad@yahoo.com
9	Thrissur	District Labour Office- Thrisur, Civil Station, Ayyanthole, Thrissur	0487 2360469	dlotsr@gmail.com
10	Malappuram	District Labour Office- Malappuram, Civil Station Building, Downhill P.O., Malappuram 676519	0483 2734814	dlompm@gmail.com
11	Kozhikkode	District Labour Office- Kozhikkodu, 3rd Floor, Old Block, Civil Station P.O. Kozhikkodu 673 020	0495 2370538	labourgeneral@gmail.com
12	Wayanadu	District Labour Office- Wayanadu, MP/4344,NH-212, Muttill P.O., Kalpetta North, Wayanadu 673122	04936 203905	dlowayanad93@gmail.com
13	Kannur	District Labour Office- Kannur.	0497 2700353	districtlabourofficerkannur@yahoo.in
14	Kasargod	District Labour Office- Kasaragodu, Civil Station E-Block, Vidya nagar, Kasaragodu 671 123	04994 256950	dlokasargod@gmail.com
6	Inspector of Plantations Offices			
1	Thiruvananthapuram	Nedumangadu	0472 2802032	plantationofficenedumangadu@gmail.com
2	Pathanamthitta	Inspector of Plantations, Excel Complex,Opposite Dhanalekshmi Bank, College Road, Pathanamthitta- 689 645	0468 2223069	pathanamthittaip@gmail.com
3	Idukki	Inspector of Plantations Peerumede P.O., Peerumade, Idukki	04869 233878	ippeerumede@gmail.com
4	Idukki	Vandanmedu	04868 288386	ipvandanmedu@gmail.com
5	Idukki	Inspector of Plantations Munnar P.O.,Munnar., Pin. 685 612	04865 232565	ipmunnar@gmail.com
6	Ernakulam	Inspector of Plantations, Aluva	0464 2620284	ipaluva@gmail.com

Sl.No.	Name of Office	Address	Phone No	E Mail
7	Palakkad	Inspector of Plantations, Nemmara, Guruvayoorappan Building Ayilur Road, Nemmara, Nemmara P.O. Pin.678 508	0492 3244070	ipnemmara@gmail.com
8	Malappuram	Inspector of Plantations, Manjeri	0483 2760204	ipmanjeri@gmail.com
9	Wayanadu	Inspector of Plantations , Kalpetta, Meenangadi P.O. Wayanadu-673 591	0493 6248646	ipkalpetta@gmail.com
10	Wayanadu	Inspector of Plantations - Mananthavadi, Mini Civil Station, Mananthavadi.	0493 5241072	ipofficemtdy@gmail.com
11	Kollam	Inspector of Plantations - Pathanapuram, PWD Rest House, 1 st Floor, Pathanapuram P.O., Pin. 689 695	0475 2352551	ipptpm@gmail.com
7	Labour Courts			
1	Kollam	Labour Court- Kollam, Civil Station, Kollam	0474 2794881	labourcourtkollam@gmail.com
2	Ernakulam	Labour Court-Ernakulam , Ernakulam P.O. Pin 682 018	0484 2395354	labourcourtekam@gmail.com
3	Kozhikkode	Labour Court-Kozhikkode, 2 nd Floor, B Block, Civil Station, Kozhikkode- 673 020	0495 2374554	labourcourtkozhikkode@gmail.com
4	Kannur	Labour Court-Kannur,	0497- 2705082	labourcourtkannur@yahoo.in
8	Industrial Tribunal			
1	Kollam	Industrial Tribunal, Water tank Building, Near Civil Station, Kollam 691 013	0474 2792892	itofficekollam@gmail.com
2	Alappuzha	Industrial Tribunal- Alappuzha, Civil Station P.O., Alappuzha 688 001	0477 2252301	italappuzha@gmail.com
3	Idukki (Peerumedu)	Industrial Tribunal-Idukki, Near Civil Station, Peerumedu, Idukki-685 531	04869 233625	itipeermade@gmail.com
4	Palakkad	Industrial Tribunal- Palakkad, Palakkad-678 001.	0491 2556787	iteicourtPKD@yahoo.in
5	Kozhikkode	Industrial Tribunal, 2nd Floor, B Block, Civil Station, Kozhikkode 673 020	0495 2370235	ind.trib.kkd@gmail.com

9 Assistant Labour Offices			
Sl.No.	Name of Office and Address	Phone No	E Mail
Thiruvananthapuram (8)			
1	Assistant Labour Office, Thiruvananthapuram I st Circle, Thozhil Bhavan, Vikas Bhavan P.O., Thiruvananthapuram 33	0471 2 783936	alofirstcircle@gmail.com
2	Assistant Labour Office, Thiruvananthapuram 2nd Circle, Kazhakkuttam, Kazhakkuttam P.O., Thiruvananthapuram 695 582	0471 2414546	alocircle2@gmail.com
3	Assistant Labour Office, Thiruvananthapuram 3rd Circle, Thozhil Bhavan Vikas Bhavan P.O., Thiruvananthapuram 33	0471 2783937	alothirdcircle@gmail.com
4	Assistant Labour Office, Varkala, Varkala P.O. Thiruvananthapuram 695 141	0470 2802031	alovkla@gmail.com
5	Assistant Labour Office, BTS road, Attingal, Attingal P.O., Thiruvananthapuram. 695 101	0470 2627790	aloattl@gmail.com
6	Assistant Labour Office, Chirayinkeezhu, Sarkara Road, Valiyakada, Chirayinkeezhu P.O Pin 695 304	0470 2647062	alochkz@gmail.com
7	Assistant Labour Office, Mini Civil Station, Neyyattinkara P.O.	0471 2220270	alonytkra@gmail.com
8	Assistant Labour Office, Nedumangadu, Revenue Tower, Nedumangadu P.O., Thiruvananthapuram.	0472 2802031	alondmgd@gmail.com
Kollam (9)			
9	Assistant Labour Office, Kollam 1st Circle, Civil Station Building, Civil Station P.O., Kollam.	0474 2795177	aloklm1@gmail.com
10	Assistant Labour Office, Kollam 2 nd Circle, Water Authority Building, Civil Station P.O., Kollam.	0474 2795456	aloklm2@gmail.com
11	Assistant Labour Office, Kundara, Mini Civil Station, Kundara P.O.. Kollam	0474 2523553	alokundara@gmail.com
12	Assistant Labour Office, Kottarakkara, Market Jn. Kottarakkara.	0474 2456160	alokottarakkara@gmail.com
13	Assistant Labour Office, Punalur, Mini Civil Station, Punalur	0475 2221246	alopnlr@gmail.com
14	Assistant Labour Office, Sasthamcotta, Near Filter House, Poruvazhi P.O., Sasthamcotta, Kollam 690 520.	0476 2837301	aloskta@gmail.com
Sl.No.	Name of Office and Address	Phone No	E Mail
15	Assistant Labour Office, Karunagappally, Miini Civil Station, Karunagappally, Kollam.	0476 2624006	alokarunagappally@gmail.com
16	Assistant Labour Office, Paravur, Parayilkavu, Nedungolam P.O., Paravur	0474 2515070	aloprvrk@gmail.com

17	Assistant Labour Office, Chadayamangalam, Panchayath Shopping Complex, Nilamel P.O. Nilamel	0474 2433472	alochdglm@lc.kerala.gov.in
Pathanamthitta(5)			
18	Assistant Labour Office, Pathanamthitta, Kuttiplakkal Building, Market Road, Pathanamthitta 689 645	0468 2223074	alopathanamthitta@gmail.com
19	Assistant Labour Office, Ranni.Parapparambil Building Near Devi Temple, Thottamon, Ranni P.O., Pathanamthitta. 689672	0473 5223141	aloranni@gmail.com
20	Assistant Labour Office, Thiruvalla,3 rd Floor,Revenue Tower, Thiruvalla, Pathanamthitta. 689 101	0469 2700035	alothiruvalla@gmail.com
21	Assistant Labour Office, Mallappally, Mini Civil Station, Mallappally west P.O., Pathanamthitta 689 585	0469 2847910	alomallappally@gmail.com
22	Assistant Labour Office, Adoor,4th Floor, Revenue Tower, Adoor, Pathanamthitta 691523	0473 4225854	aloadoor@gmail.com.
Alappuzha (11)			
23	Assistant Labour Office,Kayamkulam, 2nd Floor, Mini Civil Station Building, Near KSRTC Bus Station, Kayamkulam.	0479 2441772	alokayamkulam@gmail.com
24	Assistant Labour Office, Mavelikkara, 1st Floor Mini Civil Statioin Building, Mavelikkara.	0479 2340878	alomavelikkara@gmail.com
25	Assistant Labour Office,Chengannur, 2nd Floor Miini Civil Station Building, Alappuzha. 689 121	0479 2450050	mail2alochnr@gmail.com
26	Assistant Labour Office, Harippad, Aiswarya Building North of Murali Hotel, Harippad	0477 2707890	aloharipad@gmail.com
27	Assistant Labour Office-Mancombu,3rd Floor Mini Civil Station Building, Mancombu,Thekkekkara.	0477 2707890	alomoncompu@gmail.com
28	Assistant Labour Office-Ambalappuzha, West of Kachery Jn.Near Police Station, Ambalappuzha.	0477 2273132	aloambalapuzha@gmail.com
29	Assistant Labour Office,-1st Circle Alappuzha, First Floor, SAS Building, Thondankulangara, (North of Dist. Court & Opp. Thondankulangara Mahadeva Temple), Alappuzha.	0477 2238212	alo1stcircle@gmail.com
Sl.No.	Name of Office and Address	Phone No	E Mail
30	Assistant Labour Office, 2nd Circle, Alappuzha,1st Floor, SAS Building Thondankulangara, (North of Dist. Court & Opp. Thondankulangara Mahadeva Temple), Alappuzha.	0477 2238211	alo2ndcircle@gmail.com

31	Assistant Labour Office 3rd Circle, Alappuzha, 1st Floor, SAS Building Thondankulangara, (North of Dist. Court & Opp. Thondankulangara Mahadeva Temple), Alappuzha.	0477 2230881	alo3rdcircle@gmail.com
32	Assistant Labour Office, Cherthala(North), Mini Civil Station Building, Cherthala, Alappuzha-688524	0478 2822426	alocherthalsouth@gmail.com
33	Assistant Labour Office Cherthala(South), Mini Civil Station Building, Cherthala, Alappuzha-688524	0478 2822526	alocherthalanorth@gmail.com
Kottayam (7)			
34	Assistant Labour Office, 1st Circle, Kottayam. Collectorate P.O., Kottayam-686002	0481 2564364	aloktm@yahoo.in
35	Assistant Labour Office, 2nd Circle Kottayam, Vellappally Lane, Kottayam 686 001	0481 2303606	kottayamalo@gmail.com
36	Assistant Labour Office, Changanassery, Revenue Tower Changanassery 686 101	0481 2423430	alochanganacherry01@gmail.com
37	Assistant Labour Office, Puthuppally, Opp. Private Bus Stand, Puthuppally 690 527.	0481 2354619	puthuppallyalo@gmail.com
38	Assistant Labour Office, Kanjirappally, Mini Civil Station, Kanjirappally 686 507.	0482 8206320	alokply@gmail.com
39	Assistant Labour Office-Palai, Vellaringad Building, Market Road, Palai P.O. Kottayam. 686 575	0482 2201319	alopala123@gmail.com
40	Assistant Labour Office-Vaikom, Mini Civil Station, Vaikom 686 146	0482 9225933	vaikomalo@gmail.com
Idukki (5)			
41	Assistant Labour Office, Thodupuzha, Mini Civil Station, Thodupuzha P.O., Idukki 685 584	0486 2227898	alotpza@gmail.com
42	Assistant Labour Office-Munnar, Idukki-685 612	0486 5231384	alomunnar@gmail.com
43	Assistant Labour Office-Sanathanpara, Idukki 685 619	0486 8247800	alosanthanpara@gmail.com
44	Assistant Labour Office, Nedumkandam P.O. Idukki 685 553	0486 8233550	alondkdm@gmail.com
45	Assistant Labour Office-Peerumedu, Taluk Office Road, Idukki 685 531.	0486 9233877	aloprmd@gmail.com
Sl.No.	Name of Office and Address	Phone No	E Mail
Ernakulam (10)			
46	Assistant Labour Office, Ernakulam 1st Circle, Civil Station, 4 th Floor, Kakkanad, Ernakulam 682 030	0484 2428622	assistantlabour1ekm@gmail.coim
47	Assistant Labour Office, Ernakulam 2 nd Circle, Civil Station, 4 th Floor Kakkanad, Ernakulam 682 030	0484 2428804	assistantlabour2ekm@gmail.coim

48	Assistant Labour Office, Kochi 1 st Circle, Kalvathy Road, Fort Kochi, Ernakulam 682 001.	0484 2215023	alokochi1stcircle@gmail.com
49	Assistant Labour Office, Kochi 2 nd Circle, Kalvathy Road, Fort Kochi, Ernakulam 682 001.	0484 2215024	alokochi2circle@gmail.com
50	Assistant Labour Office, North Paravur, Mini Civil Station, North Paravur, Ernakulam 683 513.	0484 2446880	alonpvr@gmail.com
51	Assistant Labour Office-Aluva, Opp.Fire Station, Aluva, Ernakulam 683 001	0484 2620283	labourofficeraluva@gmail.com
52	Assistant Labour Office-Angamaly, Seenai Centre, Near KSRTC Bus Stand Angamaly, Ernakulam 683 572	0484 2452510	aloangly@gmail.com
53	Assistant Labour Office-Perumbavoor, Mini Civil Station, Perumbavoor, Ernakulam 683 542	0484 2593250	laboouofficepbvr@gmail.com
54	Assistant Labour Office-Muvattupuzha, Mini Civil Station, Muvattupuzha, Ernakulam 686 669	0485 2812901	labourofficemvpa@gmail.com
55	Assistant Labour Office-Kothamangalam, Revenue Tower, Kothamangalam, Ernakulam 686 691	0485 2828480	alokothamangalam@gmail.com
Thrissur (9)			
56	Assistant Labour Office- 1st circle Thrissur, Chembookkavu, Thrissur.	0487 2325556	alothrissur1@gmail.com
57	Assistant Labour Office- 2 nd Circle Thrissur, Chembookkavu, Thrissur	0487 2325558	alothrissur2@gmail.com
58	Assistant Labour Office-3 rd Circle Thrissur, Chembookkavu, Thrissur	0487 2325557	alothrissur3@gmail.com
59	Assistant Labour Office-Kunnamkulam, Mini Civil Station, Kunnamkulam, Thrissur	0488 5222220	alokunnamkulam@gmail.com
60	Assistant Labour Office-Chavakkad, Miini Civil Station, Chavakkad, Thrissur.	0487 2500091	alochavakkad@gmail.com
61	Assistant Labour Office-Chalakkudy, Mini Civil Station, Chalakkudy, Thrissur.	0480 2709174	alochalakudy@gmail.com
62	Assistant Labour Office, -Wadakkanchery, Souhrida Arcade, Wadakkanchery, Thrissur.	0488 4234574	alowadakkanchery@gmail.com
63	Assistant Labour Office-Irinjalakkuda, Mini Civil Station, Irinjalakkuda, Thrissur.	0480 2833776	aloirinjalakuda@gmail.com
64	Assistant Labour Office-Kodungallur, Mini Civil Station, Kodungallur, Thrissur	0480 2803480	alokodungallur@gmail.com
Sl.No.	Name of Office and Address	Phone No	E Mail
Palakkad (10)			
65	Assistant Labour Office- 1st Circle Palakkad, Thiozhil Bhavan, Civil Station, Palakkad 678 001.	0491 2505414	alopkd01@gmail.com
66	Assistant Labour Office- 2nd Circle Palakkad, Thiozhil Bhavan, Civil Station, Palakkad 678 001.	0491 2505434	alopkd02@gmail.com

67	Assistant Labour Office, 3rd Circle Palakkad, Thiozhil Bhavan, Civil Station, Palakkad 678 001.	0491 2505424	alopkd03@gmail.com
68	Assistant Labour Office-Ottappalam, 19 th Mile, Palappuram P O., 679 101	0466 2244184	alootp535@gmail.com
69	Assistant Labour Office-Shornur, Post Govt. Press, Kulappully, Shornur, Palakkad 679 121	0466 2220264	aloshnr@gmail.com
70	Assistant Labour Office-Nenmara, Guruvayurappa Gas Agency Building, Ayirur Road Nenmara, Palakkad 678 508.	0492 3244463	alonma535@gmail.com
71	Assistant Labour Office-Alathur, Fathima Complex, Alathur 678 541.	0492 2223523	aloyalathur@gmail.com
72	Assistant Labour Office-Kozhinjampara, Panchayath Shopping Complex, Kozhinjampara 678 555.	0492 3273105	alokpra105@gmail.com
73	Assistant Labour Office-Chittur, SBT Building, Hospital Jn. Chittur 678 101.	0492 3222961	aloactr06@gmail.com
74	Assistant Labour Office, Mannarccad, Civilstation, Mannarkkad 678 582	0492 4222379	alomkd0907@gmail.com
Malappuram (7)			
75	Assistant Labour Office-Malappuram, Civil Station Downhill.PO., Malappuram 676 519.	0483 2734811	alofficempm@gmail.com
76	Assistant Labour Office-Nilambur, Nilambur P.O., Malappuram. 679 329	0493 1221871	alonilambur@gmail.com
77	Assistant Labour Office-Perinthalmanna, Mini Civil Station, Perinthalmanna P.O. Malappuram 679 322	0493 3220340	pmnaalo@gmail.com
78	Assistant Labour Office- Kondotty, Kondotty P.O., Malappuram 676101.	0483 2712034	alokondotty@gmail.com
79	Assistant Labour Office- Tirur, Municipal Bus stand Building, Tirur P.O. Malappuram 676 101	0494 2425420	tiruralo@gmail.com
80	Assistant Labour Office- Thiroorangadi Mini Civil Station Thiroorangadi,,, Chemmad P.O., Malappuram 676 306	0494 2464114	alotirurangadi@gmail.com
81	Assistant Labour Office-Ponnani, Mini Civil Station, Ponnani Nagaram P.O., Malappuram 679 583.	0494 2667994	alopni@gmail.com
Sl.No.	Name of Office and Address	Phone No	E Mail
Kozhikkode (7)			
82	Assistant Labour Office-1 st Circle Kozhikkode, 3 rd Floor, C Block, Civil Station, Kozhikkode 673 020	0495 2370019	alokkd1@gmail.com
83	Assistant Labour Office 2 nd Circle Kozhikkode, 3 rd Floor, C Block, Civil Station, Kozhikkode 673 020	0495 2370025	alokkd2@gmail.com
84	Assistant Labour Office-3rd Circle Kozhikkode, 4 th Floor, B Block, Civil Station, Kozhikkode 673 020	0495 2370042	alokkd3@gmail.com

85	Assistant Labour Office-Feroke, Near Koyas NH Road, Feroke, Kozhikkode 673 631	0495 2484825	aloferoke@gmail.com
86	Assistant Labour Office-Koyilandy, Near Krishna Theatre, Koyilandy, Kozhikkode 673 305	0496 2630153	labourkoyilandy@gmail.com
87	Assistant Labour Office-Thamarasserry, Miini Civil Station, Thamarasserry, Kozhikkode 673 573	0496 2515288	alovatakara@gmail.com
88	Assistant Labour Office-Vatakara, Mini Civil Station, Vatakara, Kozhikkode 673 101	0495 2224731	alothamarassery@gmail.com
Wayanad (3)			
89	Assistant Labour Office, Kalpetta, Kalpetta P.O., Wayanad.	04936 205711	assilabourkalpetta@yahoo.in
90	Assistant Labour Office-Mananthavady, Mananthavady, Wayanad.	0493 5241071	alomtdy@gmail.com
91	Assistant Labour Office-Sulthan Bathery, Sulthan Bathery P.O., Wayanad.	04936 220522	aloslbt@gmail.com
Kannur (8)			
92	Assistant Labour Office-Kannur 1st Circle, Chandroth Building, Nethaji Road, Kannur 670 001	0497 2713656	alokannur1st@gmail.com
93	Assistant Labour Office-Kannur 2 nd Circle, Chandroth Building, Nethaji Road, Kannur 670 001	0497 2708035	alokannur2nd@gmail.com
94	Assistant Labour Office-Kannur 3 rd Circle, Chandroth Building, Nethaji Road, Kannur 670 001	0497 2708025	alokannur3rd@gmail.com
95	Assistant Labour Office-Thalassery 1 st Circle, Mini Civil Station, Thalassery 670 101.	0490 2324180	alothalassery@gmail.com
96	Assistant Labour Office-Thalassery 2 nd Circle, Palathunkara, Kuthuparambu 670 643, Thalassery.	0490 2363639	alokuthuparamba@gmail.com
97	Assistant Labour Office-Perumba, Payyannur , Kannur 670 307	0498 5205995	alopnr@gmail.com
98	Assistant Labour Office-Thalipparambu Mini Civil Station, Tyhalipparambu 670 142.	0460 2200440	alotpbataliparamba6@gmail.com
99	Assistant Labour Office-Iritty, Nerampokku Road, Iritty P.O., Kannur 670 703	0490 2494294	aloiritty@gmail.com
Kasargode (2)			
100	Assistant Labour Office-Kasargode, Near Clock Tower, Railway Station Road, Kasargode 671 121	0499 4230850	alokasargod@gmail.com
101	Assistant Labour Office-Kanjangad	0467 2204602	alokanhangad@gmail.com

78. CONCEPTS AND DEFINITIONS

Strike:- a refusal to work organized by a body of employees as a form of protest, typically in an attempt to gain a concession or concessions from their employer.

Lockout:- A **lockout** is a situation in which employers close a place of work and prevent workers from entering it until the workers accept the employer's new proposals on pay or conditions of work.

Lay off:- Suspension or termination of **employment** (with or without notice) by the employer or management.

Retrenchment:- Retrenchment of employees occurs as a result of termination of permanent employees due to redundancy and early termination of term contract employees due to redundancy.

Data on retrenchment are useful in monitoring the impact of an economic downturn or restructuring on workers and in identifying industries which are re-structuring or ailing.

Closure:- It closing down of a place of employment or means the permanent part thereof.

Industrial Dispute :- “any dispute or difference between employers and employees or between employers and workmen, or between workmen and workmen, which is connected with the employment or non-employment or the terms of employment and conditions of employment of any person”.

Mandays lost:- Total working days **lost** to-date or within a period (usually one year) due to reasons such as accidents, lockouts, or strikes. This figure is computed by multiplying the number of days with the number of affected employees

Labour Turnover :- Recruitment and resignation rates are measures of labour turnover. When job openings are plentiful, resignation and recruitment rates tend to be high, reflecting movement of workers between jobs. Conversely, the rates tend to be low during periods of economic downturn.

Labour Productivity :- Labour productivity relates output to the number of workers employed. Growth in labour productivity is the key to higher living standards as a country can sustain real wage increases without losing competitiveness, only if labour productivity grows.

Labour Cost :- Labour Cost is the cost incurred by employers in the employment of labour. It can be broadly classified into wage and non-wage components. They can be used to assess the impact of labour costs changes on the economy both at the overall level as well as within different industries.

Labour Force :- All persons above a specified age who were employed or unemployed during a short reference period.

Migrant - is any person who is moving or has moved across an international border or within a State away from their habitual place of residence regardless of their legal status; whether it is a voluntary or involuntary movement or what are the causes or length of stay.

- **Refugee** - is someone who has been forced to flee his or her country because of persecution, war, or violence and is unable or unwilling to return due to a well-founded fear of persecution for reasons of race, religion, nationality, political opinion or membership in a particular social group.

- **Labour migration** - is defined as the movement of people from one country/ State to another for the purpose of employment.

Migrant worker – a person who migrates or has migrated to a country/ State of which they are not a residential with a view to being employed other than as own-account worker.

79.SOURCES AND USES OF LABOUR STATISTICS

The term statistics comes from the German “statistic” which referred to the science dealing with facts of a state and derived from the New Latin “statisticus” (“concerning state affairs”) and from the Latin “status” (“state”). Thus, statistics were originally intended for government use and to provide data on the state territory and characteristics. Labour statistics are a body of official statistics which deals with work, productive activities, workers, the characteristics of the labour market and the way it operates. They encompass a wide range of topics and link to many other bodies of official statistics, such as economic statistics, education statistics and health statistics, to name a few. Having timely, valid, reliable, and comparable labour statistics is crucial to inform policy formulation, implementation and evaluation, labour market research and goal setting and monitoring. Such labour statistics can be derived from a number of different types of sources, including population censuses, household surveys and establishment surveys. The quality and meaning of the labour statistics produced depends on the characteristics, strengths and limitations of the source used. To ensure the comparability and robustness of labour statistics, the methodology used to produce them should ideally follow international standards. The production of labour statistics is never a goal in itself, but it is always a means to an end (or more accurately, various ends). The true value of labour statistics lies in the analysis and interpretation made of them, and their ability to support evidence-based decision and policy-making. This guide provides an overview of the main characteristics of labour statistics, their scope and uses. It also describes the types of sources of labour statistics available, as economic statistics, education statistics and health statistics, to name a few. Having timely, valid, reliable, and comparable labour statistics is crucial to inform policy formulation, implementation and evaluation, labour market research and goal setting and monitoring. Such labour statistics can be derived from a number of different types of sources, including population censuses, household surveys and establishment surveys. The quality and meaning of the labour statistics produced depends on the characteristics, strengths and limitations of the source used. To ensure the comparability and robustness of labour statistics, the methodology used to produce them should ideally follow international standards. The production of labour statistics is never a goal in itself, but it is always a means to an end (or more accurately, various ends). The true value of labour statistics lies in the analysis and interpretation made of them, and their ability to support evidence-based decision and policy-making. This guide provides an overview of the main characteristics of labour statistics, their scope and uses. It also describes the types of sources of labour statistics available, indicating the main advantages and disadvantages of each source, before moving on to introducing the international

standards underlying labour statistics. The guide also seeks to demonstrate the importance of labour statistics in terms of their analytical potential. Although the guide is not exhaustive and does not thoroughly describe each possible specific source of labour statistics and every eventual use of labour statistics, it serves as an introductory tool to the field of labour statistics. It is addressed to people wishing to gain a basic understanding of labour statistics so as to apply this in their work or to better grasp labour market developments. This includes researchers, journalists, students of various subjects, data users in general and anyone who is eager to learn about the labour market.

What are labour statistics?

Labour statistics are a very relevant and necessary body of official statistics focusing on the productive activities of workers and eventually deficiencies of the labour market, from many perspectives and covering many dimensions. The following sections explore in detail these main characteristics of labour statistics, namely their place in official statistics, their reference to productive activities, their multidimensional nature, and their scope.

Labour statistics are official statistics

The link between statistics and the government (state) is embedded even in the etymology of the word statistics, that is, their official nature is at the heart of their very definition. This is no different for labour statistics. Official labour statistics are generally produced by the institution in charge of statistics in a country. This is usually a separate agency: the national statistical office or institute, but it could also be a unit of another agency (a related ministry, for instance). In particular for labour statistics, the labour ministry could be in charge of the compilation and dissemination of data where a national statistical office does not exist or does not have the relevant mandate or resources. The institution in charge of labour statistics should be part of the government so as to ensure the production and dissemination of statistics as a public interest, to inform policy makers as well as the general public, instead of pursuing private interests (as is the case of private companies producing statistics for their own purposes). However, in spite of being part of the government, the institution in charge of statistics should be independent from the government. Full autonomy is necessary to ensure the robustness of the methodologies used and the reliability of the figures, untarnished by political or other concerns.

The national statistical system includes many different bodies of statistics in addition to labour statistics, such as national accounts, industrial production statistics, agricultural statistics, demographic

statistics, education statistics, and health statistics. Ideally, all of these bodies of statistics would be linked together and consolidated through the use of consistent methods.

Labour statistics refer to productive activities

Labour statistics refer to the productive activities of workers, and the labour market deficiencies associated with them. Work comprises any activity performed by persons of any sex and age to produce goods or to provide services for use by others or for own use, and labour statistics potentially cover all forms of work. This includes work for pay or profit for use by others (employment), work not for pay or profit for use by others (unpaid trainee work, volunteer work, and other work activities) and work for own final use (own-use production work). The need to produce statistics on forms of work other than employment has been recently recognized officially, with the first definitions for these other forms of work incorporated in the 2013 Resolution concerning statistics of work, employment and labour underutilization. Thus, labour statistics around the world focus mainly on employment (as opposed to other forms of work).

Labour statistics also seek to provide a comprehensive picture of the labour market, informing on both the supply side and the demand side. Statistics on labour supply refer to data on the population (actually or potentially) providing the labour input needed in the economy, that is, data on the employed, the unemployed and persons outside the labour force (which together represent the whole population, or the working-age population in cases where a lower or upper age limit is used), as well as on their specific characteristics (sex, age, economic activity, occupation, educational level, etc.). Statistics on labour demand refer to the users and uses of the labour input, that is, data on the enterprises creating employment, vacancies, jobs, productivity, etc.

Labour statistics are multidimensional

In addition to covering productive activities from various perspectives (labour supply and labour demand, work for pay and profit or not, work for use by others or not), labour statistics also include data on multiple dimensions. The various aspects and issues of the labour market covered by labour statistics span across disciplines such as demography (ratio of working-age-population to total population, ratio of youth to adults, ratio of seniors to adults, etc.), economics (productivity, wages, unemployment, etc.) and social studies (labour market performance according to sex, age, educational level, etc.). Labour statistics are also closely connected to other statistical areas such as statistics on household income and expenditure and the consumer price index, since these allow for the assessment of household living conditions and minimum wage setting, part and parcel of

the world of work. Labour statistics also provide tools to study labour markets both at the micro and macro levels. They allow us to investigate and understand decisions, behaviours and labour market performance of individuals and enterprises (microeconomic perspective), as well as the labour market performance of the country as a whole (macroeconomic perspective). Naturally, all of this can (and should) be studied over time, so as to assess fluctuations. The analysis of short-term and long-term trends is another key part of labour statistics. Thus, labour statistics present the variety of measures needed to potentially convey a comprehensive picture of the labour market, covering demographic and socioeconomic aspects, the labour market performance of individuals, businesses and the economy as a whole, the characteristics of labour supply and labour demand, all forms of work and all types of productive activities, and providing the means to study their evolution.

Scope of labour statistics

As stated above, labour statistics focus on a wide range of labour markets issues and their variations over time, which means that the scope of labour statistics is vast. Labour statistics refer both to labour demand and supply. Statistics about labour demand include data on the number and characteristics of enterprises, jobs, and vacancies as well as the costs of hiring. Statistics about labour supply deal with the working-age population, presenting data on its size, structure and characteristics, and more specifically, information on employment, unemployment, and persons outside the labour force. Some of the main characteristics of jobs and employment covered by labour statistics include earnings, working time, economic activity, occupation, status in employment, establishment size, private/public sector, formal/informal sector, social dialogue, occupational injuries, and social security coverage.

Labour statistics and decent work

As discussed in the previous sections, labour statistics cover many different aspects of the world of work, referring to labour supply and demand, and casting light not only on the quantity of employment but also on its quality. Quality of employment pertains to the various dimensions of working conditions, including earnings, working time, status in employment, sector of employment (formal or informal), collective bargaining coverage, and unionization, to name a few. This is closely related to the concept of “decent work”⁶, which represents the ideal of enough freely-chosen, quality jobs for all men and women who wish to work. Decent work stands on four main pillars: employment creation, rights at work, social protection coverage and social dialogue, with gender equality underlying all of them, with a view to achieving sustainable, inclusive economic

growth, and eliminating poverty. In order to monitor progress made towards the achievement of decent work for all, a Decent Work Indicators Framework was designed, comprising both statistical and legal framework indicators, and covering numerous areas of the world of work.

Labour statistics and the Sustainable Development Goals

Similarly, labour statistics are also embedded in the Sustainable Development Goals (SDGs), primarily (but not solely) through Goal 8 - Promote inclusive and sustainable economic growth, employment and decent work for all. The SDGs are an encompassing tool and action plan designed and adopted by the international community to achieve sustainable development throughout the world by 2030.

In this regard, a global indicator framework has been created to measure progress made towards the accomplishment of the SDGs, comprising over 230 indicators on a wide array of topics, including various labour and decent work indicators.

What are labour statistics for?

Healthy labour markets generating decent and productive employment opportunities are at the heart of the quest for inclusive economic growth and development. Labour statistics are a valuable means to understanding labour markets. They can potentially provide a wealth of information on the way labour markets work, their strengths and shortcomings, and the trends observed and expected. Labour statistics are key for macro-economic monitoring. They inform on the economy's performance and the impact in terms of employment generation of economic policies. They allow for the identification of issues within labour markets, and support the formulation and implementation of policies and programmes to promote Decent Work, as well as the evaluation of their subsequent results. They are also the basis for goal setting in terms of labour market performance and for monitoring progress towards the attainment of such goals. Labour statistics play an important role in the communication between policy-makers and decision-makers and the general public, since they promote the understanding of common labour market problems and the actions undertaken to address them, thus also contributing to engagement between the general public and policy-makers. More specifically, labour statistics have a significant part to play in the achievement of decent work for all, by informing on the formulation, implementation and evaluation of policies and programmes for job creation, appropriate working conditions, sound industrial relations, work-life balance, and assistance for vulnerable groups.

How are labour statistics produced?

Labour statistics comprise statistics from a wide range of labour-related topics and can be derived from a variety of sources. The characteristics of the statistical source determine how reliable, comparable and representative labour statistics and labour indicators (summary measures representing labour statistics related to a specific topic) are. Hence, when referring to labour statistics, it is crucial to understand the implications of the type of source used and to keep in mind its methodology and coverage (geographical, population, topics, etc.) of the underlying source. The more traditional sources of labour statistics are population and establishment censuses, and household and establishment surveys, because these are purposely designed to produce statistics. However, a wealth of valuable information can also be derived from sources not initially created for statistical purposes, such as administrative records and big data. In any given country, there are typically various sources of official statistics available. A very developed and integrated system of statistics will involve production of statistics from all the above-mentioned sources (with the exception perhaps of big data, which has not yet been widely incorporated into official statistics). National statistical offices are generally at the core of the national system of official statistics, usually designing and conducting data collection activities for the purpose of producing statistics (censuses and surveys), deriving statistics from information available to other agencies (records kept by other agencies), and coordinating statistical efforts of the various agencies with some statistical capacity. Regarding labour market statistics specifically, the other agencies involved in data production (and often also in dissemination) include labour ministries, social security institutions and employment offices.



Statistics Division, Office of the Labour Commissioner
Thozhilbhavan, Vikasbhavan P.O
Thiruvananthapuram