



## **GOVERNMENT OF KERALA**



## **LABOUR STATISTICS AT A GLANCE KERALA 2015**

**ISSUED BY  
STATISTICAL WING OF THE LABOUR DEPARTMENT,  
KERALA, THIRUVANANTHAPURAM.**

# LABOUR STATISTICS AT A GLANCE

KERALA 2015



**ISSUED BY  
STATISTICAL WING OF THE LABOUR DEPARTMENT,  
KERALA, THIRUVANANTHAPURAM.**

## **PREFACE**

**LABOUR STATISTICS AT A GLANCE** published by Department of Labour, Kerala is a comprehensive booklet containing much useful information which shows the Labour situation in Kerala. The first attempt of this Booklet was done in 1989 and the revised version was brought out in 2002. Then the latest revised version was brought out in 2009. We now bring forth “**LABOUR STATISTICS AT A GLANCE, 2015--KERALA** incorporating the data up to 2015.

I hope this publication will be quite useful to Trade Union workers, Employees, Researchers, Industrialists and to all those who are working in Labour and related fields in the State. I express my sincere appreciation for the earnest efforts taken by the staff of the Research Wing in the Labour Commissioner office Sri.R. Raveendran Pillai (Research Officer), Sri.S.Sivakumar (Research Assistant), Smt.M.Amritha (Statistical Assistant Gr.1). and Smt. Ajitha T.V. (Statistical Assistant Gr.1)

Thiruvananthapuram,  
06/01/2017.

K.BIJU, IAS  
Labour Commissioner

## CONTENTS

Sl.No:	Topics	Pages
1	A brief Introduction with Functions of the Department	3-10
2	Some Basic Data on Kerala	11-14
3	Districtwise Population of Kerala	15
4	Distribution of population,sex ratio,growth-rate,density of population and Area	16-17
5	Literacy of Kerala	18-19
6	Districtwise sexratio, Densityof Populationand Literacy Rate 2011&2001	20
7	Work Participation Rate by Residence 2011	21
8	District-wise Distribution of Main workers 2011	22-23
9	District-wise employment both in public and private sectors	24-25
10	District-wise employment in public sector	26-27
11	No: of strikes,Lock outs,Lay offs and mandays lost over years	28-29
12	Distribution of Industrial disputes arose and settled according to Industry	30-33
13	Distribution of Industrial disputes arose and settled according to cause	34-35
14	Distribution of Industrial disputes arose and settled according to type of settlement	36-37
15	Number of registered Trade Unions (workers)	38-39
16	Number of Trade unions registered and cancelled (workers)	40-41
17	Number and Membership of Trade Unions(workers)	42-44
18	Income of Trade Unions(workers)	46-47
19	Distribution of expenditure of Trade Unions(workers)	48-49
20	Number of shops and commercial establishments	50-51
21	Inspections and prosecutions under KSCE Act	52-53
22	List of Public Information Officers/Appellete authority	54
23	Motor Transport Undertakings-Daily hours of work	55
24	Motor Transport Undertakings-Persons employed	56
25	Motor Transport Undertakings-Leave availed and Leave wages	57
26	Inspections and Convictions under Motor Transport Workers Act	58

27	Motor Transport Undertakings-canteens & Rest rooms	59
28	Number of Inspections and Prosecutions under MW Act	60
29	List of Employment under MW Act	61-64
30	Employees Compensation Act-No: of cases and amount paid	65-66
31	Plantations- No: of employees	67-70
32	Plantations- According to size	71-74
33	Plantations- Days worked	75
34	Plantations-Working strenth	76-77
35	Plantations-Maternity benefits	78-79
36	Plantations-Sickness benefits	80-81
37	Plantations-Canteen facilities	82
38	Plantations-Creches and housing facilities	83
39	Accidents and Analyses by Causes	84
40	Plantations-Inspections	85
41	Agricultural workers pension-Number of beneficiaries and amount distributed	86-88
42	Labourers engaged in tree climbing- benefits-SC/ST and General	89-90
43	Consumer Price Index-Agricultural and Industrial workers	91-101
44	All India Consumer Price Index-Industrial workers	102
45	Consumer Price Index-For Agricultural Labour and Rural Labour(labour Bureau)	103
46	All India average Consumer Price Index-(Kerala Centrewise)	104-106
47	Details of welfare fund Boards	107-110
48	Districtwise Registered Plantations under Plantation Labour Act in Kerala	111-172
49	Districtwise Abstract of Registered Plantgations	173
50	Our Offices	174-183
51	Central Acts with Kerala Rules	184-185
52	Official Statistics	186-190

### **1. A brief introduction with functions of the Department.**

The Labour Department, now one of the most important Departments started functioning on 26<sup>th</sup> January, 1946. Foundation of any economy is its workforce and redressal of their grievances is essential for Industrial prosperity and social welfare. But the existence of investor and industrial institutions are also equally important for economic development. Hence the relevance of Labour Department is seen at the inevitable compromise amidst of these two relations.

Even though Labour Department is a small one in comparison with other Departments, its function is multi-dimensional. The main objective of the Department is to keep industrial peace and harmony and uplifting the socio-economic background of the workforce whether it is organized or unorganized. The present scenario now we feel is the flourished growth of unorganized sector and slight weakening of organized sector. As stated earlier the multi-dimensional activity of Labour Department is classified as follows:-

#### **1. (a). Keeping good Industrial Relations in Organized Sector:**

The Labour Department is a statutory agency to bring out and keep up a harmonious relation in Industrial Establishments. For this purpose there is strong conciliation machinery in the State with competent personnel headed with Labour Commissioner, Regional mechanisms at south, central and north regions headed with Regional Joint Labour Commissioners and District Officers functioning as conciliation officers in their respective districts. Moreover, the Industrial Relation Committees (IRCs) play a vital role in solving issues in respective Sectors. At Present 10 Industrial Relation Committees (IRCs) are functioning in the State. IRCs are set up for Toddy Tapping, Motor Transport Industry, Cashew Industry, Kuttanad Agricultural Sector, Coir Industry, Textile Industry, Plantation Labour Committee, Supplyco, Private Hospital and Industrial Relation Board.

#### **1. (b). Enforcement of Labour Laws:**

State Labour Department is enforcing 29 labour enactments and 177 officers have been notified as enforcement officers of these enactments. A separate enforcement wing is there under Chief Inspector of Plantations to enforce the labour enactments exclusively for plantation workers. Time bound enforcement and speedy follow up action safeguards the working class from exploitation.

#### **1.(c). Quasi Judicial Functions**

All the Deputy Labour Commissioners except Deputy Labour Commissioner (H.Q) are acting as authorities exclusively dealing quasi-judicial functions under the following Labour enactments.

1. Kerala Shops & Commercial Establishments appeal cases.
2. Kerala Payment of Subsistence Allowance Act, 1972.
3. Kerala Casual Temporary and Badli Workers Act, 1989
4. Payment of Gratuity Act, 1972.
5. Maternity Benefit Act, 1961.
6. Head load Workers Act, 1978.

The Deputy Labour Commissioners are functioning as the certifying officers under the Kerala Industrial Employment (Standing Orders) Act, 1946 and Appellate authorities under the Kerala Head load workers act. The Regional Joint Labour Commissioners are acting as Appellate authorities under Payment of Gratuity Act, Kerala Industrial Employment (Standing Orders) Act, etc. District Labour Officers (G) are the Conciliation officer under the Kerala Head Load Workers Act, ID Act, 1947 and Payment of Bonus Act, 1965 for settling/deciding disputes under the said Acts. District Labour Officer (HQ) is the authority of hearing claim under section 17(1) of Working Journalists and Other News paper Employees (Condition Service and Miscellaneous Provision) Act, 1995.

### **1. (d) Labour Welfare:**

The Labour Department plays a key role in implementing labour welfare activities. At present there are 16 welfare fund boards functioning under labour department and providing welfare amenities to the concerned sector of labour. If we go through the socio-economic background of the Head load workers at present setup and if we compare it with that prior to 1985 we can ascertain the difference in their development change that of course have shown tremendous achievements.

Following are some Important Welfare amenities run by the Department.

**(i) Kerala Tree Climbers Welfare Scheme:** Envisaged in the payment of ex-gratia financial assistance to workers in the event of permanent total disablement or to the dependents in the case of death of the worker.

**(ii) Tree Climbers Disability Pension Scheme:** This Pension Scheme was introduced from 01.01.2012 to provide pension to the beneficiaries or the heirs of the deceased workers who have received financial assistance under the Kerala Tree Climbers Welfare Scheme.

**(iii) Ex-gratia/Festival Allowance to the workers of closed Cashew factories.**

**(iv) Unorganised Daily Waged Employees Distress Relief Fund :** This scheme was sanctioned in 2007-08 and implemented through Labour Department to provide financial assistance @ Rs.2000/- to the workers covered under the definition of daily waged workers but not covered under any other welfare schemes, and have sustained injury during the course of employment.

**(v) Kerala unorganized Retired Workers Pension Fund Scheme:** This scheme has come into force with effect from 01.08.2008. This scheme is applicable to traditional teachers who are teaching alphabets to children in rural areas where nursery Schools are nonexistent, This scheme is applicable to teachers who attained the age of 60 as on the date of implementation of the scheme and is also applicable

to those workers under the definition of 'workers' is the Kerala Artisans & Skilled workers Welfare Scheme 1991 and those category of workers whom Government desire to include subsequently under the scheme for giving pension on attaining the age of 60, but does not include any one who receive any pension either from Government or from statutory Board constituted for the Welfare of Workers.

(vi) **Rashtriya Swasthya Bhima Yojana (RSBY) :** Rashtriya Swasthya Bima Yojana is a centrally sponsored health insurance scheme for BPL workers and their families in the unorganized sector introduced during 2008-09 and implemented jointly by the State and Central Governments. The scheme provides annual insurance coverage of Rs.30,000/- for a five member family including the worker, spouse, children and dependent parents. Annual insurance premium is decided through tender process. As per the new description of Ministry of Finance, Government of India, 60% of the premium will be met by Union Government and remaining 40% is to be met by State Government. Currently there are around 33 lakhs families under RSBY and department propose to cover an additional 3.77 lakh families under RSBY. CHIS & RSBY are implemented through a separate Agency namely, Comprehensive Health Insurance Agency (CHIAK).

(vi) **Comprehensive Health Insurance Scheme (CHIS and CHIS PLUS):** Comprehensive Health Insurance Scheme (CHIS) extends to all families other than the BPL families (absolute poor) as per the guidelines which was framed by erstwhile Planning Commission for those coming under the RSBY. The non -RSBY population is divided in to two categories: (a) those belonging to the BPL (poor) list of the State Government but not to the listas defined by Planning Commission and (b) APL families that belong neither to the State Government list nor to the list prepared as per the guidelines of Planning Commission. The department has estimated that there will be an addition of 2.29 lakh families under CHIS for 2016-17. As per CHIS PLUS there is an additional fund of Rs.70, 000/- for notable diseases.

(vii) **Aam Admi Bhima Yojana (AABY):-** Aam Admi Bima Yojana (AABY) is an insurance scheme launched by Government of India covering 48 categories of households in the country and implemented in the state since 2007-08. As per the scheme , the head of rural landless families or one earning member in each such family will be insured. The premium under the scheme will be Rs.200/-. Out of which 50% of the share will be coming from the fund created for this purpose by Central Government and remaining 50% will be contributed by the State Government. As per the Scheme, the following benefits shall be given.

- |  |                |
|--|----------------|
| a. For natural death   | - Rs.30,000/-  |
| b. For accident death  | - Rs.75, 000/- |
| c. For Permanent total disability due to accident              | - Rs.75, 000/- |
| d. Disability due to accident (Loss of one eye or one limb)    | - RS. 37,500/- |
| e. Scholarship for 2 children @ RS.100/- per month for a child | - Rs.200/-     |

Other welfare schemes like, the Kerala Small Plantation Welfare Scheme, Kerala Head Load workers (Attached, Unattached and Scattered) Scheme, Kerala Migrant Workers Welfare Scheme, Kerala Automobile Workshop Workers



Welfare Scheme, Kerala Autorikshaw Workers Welfare Scheme, Artisan Workers Welfare Scheme, Kerala Domestic Workers Welfare Fund Scheme, Kerala Laundry Workers Welfare Scheme, Kerala Barber and Beautician Welfare Scheme, Kerala Temple Workers Welfare Scheme etc. are also introduced through this department.

In the diversified field of labour department, there are certain other important fields also, like the zone of trade unions. The Registration, Conciliation etc. of the trade unions are also done through this department. The Labour Commissioner is the Registrar of Trade Unions. All District Labour Officer (General) are notified as Deputy Registrar of Trade Unions in order to dispose Trade Union registration speedy.

There is genuine concern and commitment to the protection of labour and promotion of its welfare. However, some people still continue to hold the views that labour in Kerala is an irritant factor posing a constraint on investment. But this view is totally baseless since it is based on clear class bias and misinformation. This is well proved by the data on industrial peace and the spurt in investment in the industrial sector in the State.

#### **1. (e) Composition of workers:**

Composition of workers implies the size of labour force engaged in different sectors of the economy. The labour community in Kerala mainly consists of those who are engaged in the informal sector (loading and unloading, casual work, construction work, brick making, self employment etc.), traditional industries (coir, cashew, handloom, beedi etc.) manufacturing sector (small, medium and large industries), IT industry, units in export promotion zones and those who are seasonally employed. The work participation rate (WPR) for men and women as per 2011 census was 52.70 and 18.20 respectively. The low WPR of Women is, no doubt, a major concern and stood as a contradictory factor against our high literacy and social status of women.

#### **1. (f) Child labour:**

One social hazard, contributes by present day life is child labour. The department has been made much improvement in rehabilitation and other programmes to eradicate child labour. Child labour as domestic servants and hotels are banned with effect from 10<sup>th</sup> October 2006 under the Child Labour (Prohibition and Regulations) Act, 1986. Employer who violates will be punished with a fine up to Rs.20,000/- and with imprisonment. Children below age of 14 years are banned from working as domestic servants or at hotels, tea shops, restaurants and resorts. Compare to other States, Kerala is not a child labour friendly State.

#### **1. (g) Migrant Labour:**

Migrant workers, seeking employment in Kerala from other States like West Bengal, Bihar, Orissa, Chhattisgarh, and Jharkhand etc. Apart from the workers already present in this State from Tamil Nadu, are increasing. This flow is because of the existence of better working conditions and prevailing high wage rate. These workers, many of them being contract labour, are subjected to inhuman

exploitation by paying low wages at below subsistence level. The contract system of employment is also increasing in our State. But compared to the migrant workers, the local workers as well organized and succeed in getting decent wages and working conditions. The Labour Department has initiated a number of programmes like seminars and medical camps aiming at improving awareness among migrant workers as well as promoting their health and living conditions. The free medical camps are conducted at the work site and free medicine supplied on the spot.

### **1. (h) Labour Commissionerate Automation System**

The Department is currently equipped with Labour Commissionerate Automation System (LCAS), software developed by KELTRON. The system comprises 12 modules covering all functions including inspections, statutory registrations and renewal of establishments under various labour enactments, which are undertaken by the Department. The inspection module is so designed to capture the details of inspection and follow up action entered in excel format by the officers concerned. This input data can be viewed simultaneously by the Controlling officers and Labour Commissioner as well. Certainly this facility reduces the chances of Inspector Raj system. The details furnished by the inspectors is utilised for report generation by the system itself on request. The reports so generated can be consolidated and used for the purpose of review of officers individually. The work reviews of executive officers are being done using electronically by the system. Chat rooms, message services are also incorporated in the system for internal communication.

**1.(i) Call-Centre:-** The Department has its new initiative as established a call centre/helpline with number 155214(short code) and toll free 18004255214 for addressing complaints related to labour received from Public. The call centre agents will help the callers giving the information sought for and also the details of the authorities to be approached. We have utilized the SMS services provided by CDAC free of charge. The complaints will be registered in the call centre software capturing the name, address, location and mobile number of the caller and the same will be exported to the LCAS portal wherein the officers concerned will login and attend to the complaints promptly. Using the SMS gateway and the message service provided within the LCAS, the details of caller and details of officers concerned will timely be communicated to them attending to complaints online using LCAS will also be included as a parameter for review of performance of the officers concerned.

### **1. (j) WAGE PROTECTION SYSTEM**

Wage Protection System means an Information Technology enabled system provided by the Labour Commissionerate to ensure payment of minimum wages to all or any class of employees employed in any scheduled employment as prescribed by the government. It is a system through which the employers of the Scheduled Employment shall pay and disburse the wages to the employees through individual bank Accounts. For this purpose, the employer shall submit electronically, or upload an IT enabled Register of Employment and Wages in form XIV through Labour Commissionerate Automation System. IT enabled Register of Employment and Wages in form XIV shall be authenticated by the employer or any person authorized by in this behalf prior to the submission or the uploading of the same through the Wage Protection System.

The Inspector authorized by the Labour Commissioner shall electronically authenticate form XIV submitted or uploaded through the Wage Protection System. Such forms shall be maintained as duly signed hard copies by the employer or maintained as such in an electronic media. A printout of form XIV duly signed by the employer shall be made available to the Inspector on demand.

An employer submitting IT enabled Register of Employment and Wages in form XIV and effecting payment through Individual bank account of the employee is exempted from maintaining Register of wages in form XI, Overtime Register for workers in form V Register of fines in form I, Register of Deduction for damage or Loss caused to the employer in form II.

### **1. (k) AAWAZ (Health Insurance Scheme for Migrant Workers)**

According to the study report of Gulathi Institute of taxation for Kerala State Government in 2013, there are 25 lakhs Interstate Migrant Workers who have migrated due to the low rate of wages and employment opportunity in their states. They are mainly from West Bengal, Orissa, Bihar, Assam, Uttarpradesh, and Jharkhand. The Interstate Migrant work force predominantly of single male between the age group of 18 to 35 years. About 60% of them work in the construction sector and the balance work in hospitality, manufacturing, trading and agricultural sectors. Mostly engaged both in unskilled and semi-skilled workers such as agricultural, bricklins labour, Masonry, Electrician Plumbing and the like. During the inspection of the task force constituted for observing and ensuring safe health and sanitation conditions of Interstate Migrant Workers, it was reported that workers forced to live in work sites and factories where they works in dingy rooms with poor water supply and sanitations facilities. Their unhygienic living conditions have raised serious concern among civil societies about disease such as Cholera, Malaria etc.

In this circumstances, the Department proposes to provide the interstate migrant workers in the State with a Health Insurance Scheme namely AAWAZ in the model of Rastriya Swasthya Bhima Yojana (RSBY) Scheme. It will enable the creation of a systematic data base of the Migrant Workers, thereby enabling Government to provide them with ID Card. As per the Government Order No.1325/2016/LBR dated 27/10/2016, the state government has been proclaimed the guidelines of the aforesaid scheme in detail. After the government sanction the labour department has been indulging to explore the eligible agency for this project by E-tender processing.

### **2. Statistics Wing:**

This wing consists of one Research Officer, one Research Assistant and two Statistical Assistants Grade-I. The main activities of this wing are collection, compilation, tabulation and consolidation of Labour Statistics received from the sub-offices for reporting to State, Central Governments and the Labour Bureau. The reports emerging from this wing are in accordance with the guidelines prescribed by the Government of India (GOI) intended for the State, Central Government and Labour Bureau.

### **3. Statistical Reporting Mechanism :**

The Statistics wing collects labour data from 14 District Labour Offices, 3 Regional Joint Labour Commissioner Offices, 8 Deputy Labour Commissioner Offices, 5 Deputy Labour Offices, 5 Labour Courts, 4 Industrial Tribunal and 1 Chief Inspector Office of Plantations. After collecting data statistical wing prepares reports and submits the reports to State, Central Government and Labour Bureau doing required compilation, tabulation and consolidation.

The reports prepared and submitted from this wing are furnished below:-

#### **A. Fortnightly Reports:**

- (1) Fortnightly report on labour situation

#### **B. Monthly Reports:**

- (1) Monthly report on Industry wise, cause wise, particulars of industrial disputes arose, settled etc.
- (2) Monthly report on unrest due to industrial disputes in industrial establishments.
- (3) Monthly report on unrest due to industrial disputes in industrial establishments (Part-A, Part-B)
- (4) Monthly report on closure, lay off, retrenchment
- (5) Monthly information on the State of industrial relations
- (6) Monthly report on labour activities in the State
- (7) Monthly report on implementation of Minimum Wages Act
- (8) Monthly report on monitoring of information on Industrial Relations.

#### **C. Quarterly Reports:**

1. Quarterly Report on the Development in the field of Labour.
2. Quarterly Report on Child Labour Act.
3. Quarterly Report on Payment of Wages Act
4. Quarterly Report on Minimum Wages Act
5. Quarterly Report on Contract Labour Act
6. Quarterly Report on Equal Remuneration Act
7. Quarterly Report on Maternity Benefit Act
8. Quarterly Report on Industrial Disputes Act
9. Quarterly Report on Newly Registered/Deregistered Beedi and Cigar Units.

#### **D. Half Yearly Reports**

1. Report regarding the progress made in the implementation of Beedi and Cigar Workers Act.

### **E. Annual Reports.**

1. Annual report/return on the working of Kerala shops and Commercial Establishment Act.
2. Annual Report on the working of Minimum Wages Act.
3. Indian Labour Year Book
4. Annual Report on Motor Transport Workers Act.
5. Annual Report/Return on working of Employees Compensation Act.
6. Annual Report on the Working of Industrial Employment Standing Orders Act.
7. Annual Report/Return on working of Indian Trade Union Act.
8. Annual Report on Plantation Labour Act.
9. Annual Report on Disputes arose, handled, settled etc. for preparing Economic Review.
10. Annual Report on the working of Equal Remuneration Act.
11. Annual Report on the working of Payment of Wages Act (Form A and Form B)
12. Annual Report on the working of Minimum Wages Act (Wages rate)

Almost all statistical data required for the preparation of Administrative Report of this Department are issued by this unit. Apart from this, the statistical wing is responsible for giving answer to LA interpellation to Labour statistics. The Publication of this wing is “Labour Statistics at a Glance”. The latest publication is “Labour Statistics at a Glance Kerala 2009”. We now bring forth “Labour Statistics at a Glance 2015” a combined edition incorporating the data up to 2015.

### **4. Statistical Data A Tool for Policy formulation:**

Statistical Data give a clear vision to formulate policies, projects, monitoring and evaluation. The department acquires a clear vision and reality of Labour in Kerala State through the reports generated from the statistics wing. From the Fortnightly, Monthly, Quarterly, Half yearly and Annual Reports we can compare the previous, present labour activities and can formulate sufficient policies for the uplift of proletariat. The Statistical Data can be used for planners and Researchers also. Hence the Statistical Data have a vital role and inevitable importance in planning process to uplift the society to the pinnacle of prosperity.

## 2. SOME BASIC DATA ON KERALA

Date of formation	1st November 1956
Location	North Latitude between 8°-18' and 12°-48' East Longitude between 74°-52' and 77°-22'
Capital	Thiruvananthapuram
Area	38863 Sq .Km.
Population 2011 Census	33406061
Male	16027412
Female	17378649
Literacy rate	93.91%
Male	96.02%
Female	91.98%
Birth rate (2012)	14.90
Rural	15.10
Urban	14.20
Death rate (2012)	6.90
Rural	7.00
Urban	6.50
Infant Mortality rate	12.00
Rural	13.00
Urban	9.00
Stillbirth rate	6.00
Rural	6.00
Urban	5.00
Biggest District	Palakkad (4480 sq.km)
Smallest District	Alappuzha (1414 sq.km.)
District with highest literacy rate	Pathanamthitta 96.93%
District with smallest literacy rate	Palakkad 88.49%
District having Highest Population	Malappuram 4112920 (12.30%)
District having lowest Population	Wayanad 817420 (2.45%)
District with highest population Density	Thiruvananthapuram(1508 persons/sq.km)
District with lowest Population Density	Idukki (255 persons/sq.km)
District with highest Sex ratio	Kannur (1136 Females/1000 Males)
District with lowest Sex ratio	Idukki (1006 Females/1000 Males)
Principal Language	Malayalam

Weather	Tropical
Summer	February--May
Winter	October--January
High Season	December--May
State Bird	GreatIndianHornbill (Buceros Bicomis)
State Flower	Kanikonna(Cassia Fistula)
State tree	Coconut Palm(Cocos Nucifera)
State Animal	Elephant(ElephasMaximusIndicus)
State Fish	Pearlspot(Eltroplus Suratensis)
Percapita Income	60536 (2011-12)
District with Highest Percapita Income	Ernakulam (Rs. 90816)
District with lowest Percapita income	Malappuram ( Rs.89131)
<b>Air Ports</b>	Thiruvananthapuram Nedumbassery(Kochi) Kozhikkode
<b>Beaches</b>	Kovalam Varkala Cherai Alappuzha Kappad Shanghumugham Thirumullavaram Bekal
<b>Sanctuaries</b>	Periyar Thekkady Aralam Parambikkulam Wayanad Idukki Silentvalley Thattekkad Eravikulam Chnnar Peppara Peechi-Vazhani Neyyar Kumarakom

**Hill Stations***Ponmudi**Peerumedu**Thekkady**Munnar**Wayanad***Cash Crops***Rubber**Coffee**Tea**Cardamom**Pepper**Cashew***Other Products***Coir**Handloom**Handicrafts**Metal**Mirror**Fibre Products*

Important state festival

*Onam*

Staple food

*Rice***Administrative Units**

Number of Districts

14

Number of revenue Divisions

21

Number of Taluks

75

Number of Revenue Villages

1535

Number of Municipal Corporations

6

Number of corporation wards

414

Number of Municipalities

87

Number of Municipal wards

3088(Except Mattannur)

Number of Townships

1

Number of contonments

1

Number of District Panchayats

14

Number of Divisions

331

Number of Block Panchayats

152

Number of Divisions

2076

Number of Grama Panchayats

978

Number of wards

15062



**Educational Facilities (Government)**

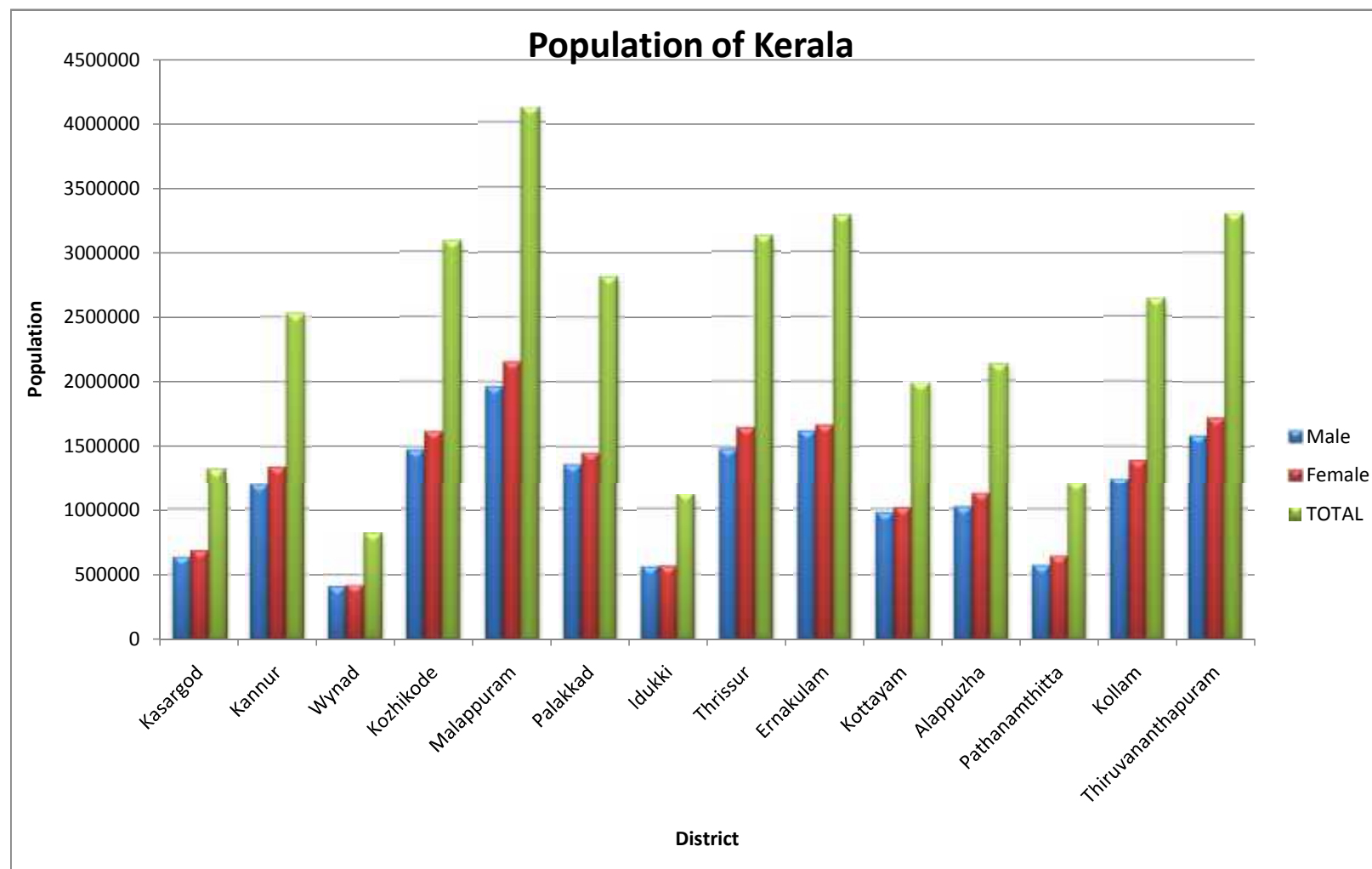
Universities	14
Arts & Science Colleges	52
Medical Colleges	12
Dental Colleges	3
Nursing	3
Poly Technics	43
Food Craft Institutes	7
TB Institutes	1
RIO (Opthal)	1
Technical High School	39
Higher Secondary School	1267
Commercial Institutes	17

**TOTAL POPULATION OF KERALA 2011 CENSUS**

Population of Kerala	33406061
Decadal Population growth 2001-2011	
Absolute	1564687
Percentage	4.9
Density of Population	860
Sex Ratio	1084 Females per 1000 Male
Literacy Rate	
Total	93.91%
Male	96.02
Female	91.98
SC Population	3039573
Male	1477808
Female	1561765
Percentage to total Population	9.10%
ST population	484839
Male	238203
Female	246636
Percentage to total Population	1.50%

**3. DISTRICTWISE POPULATION 2011 AND 2001**

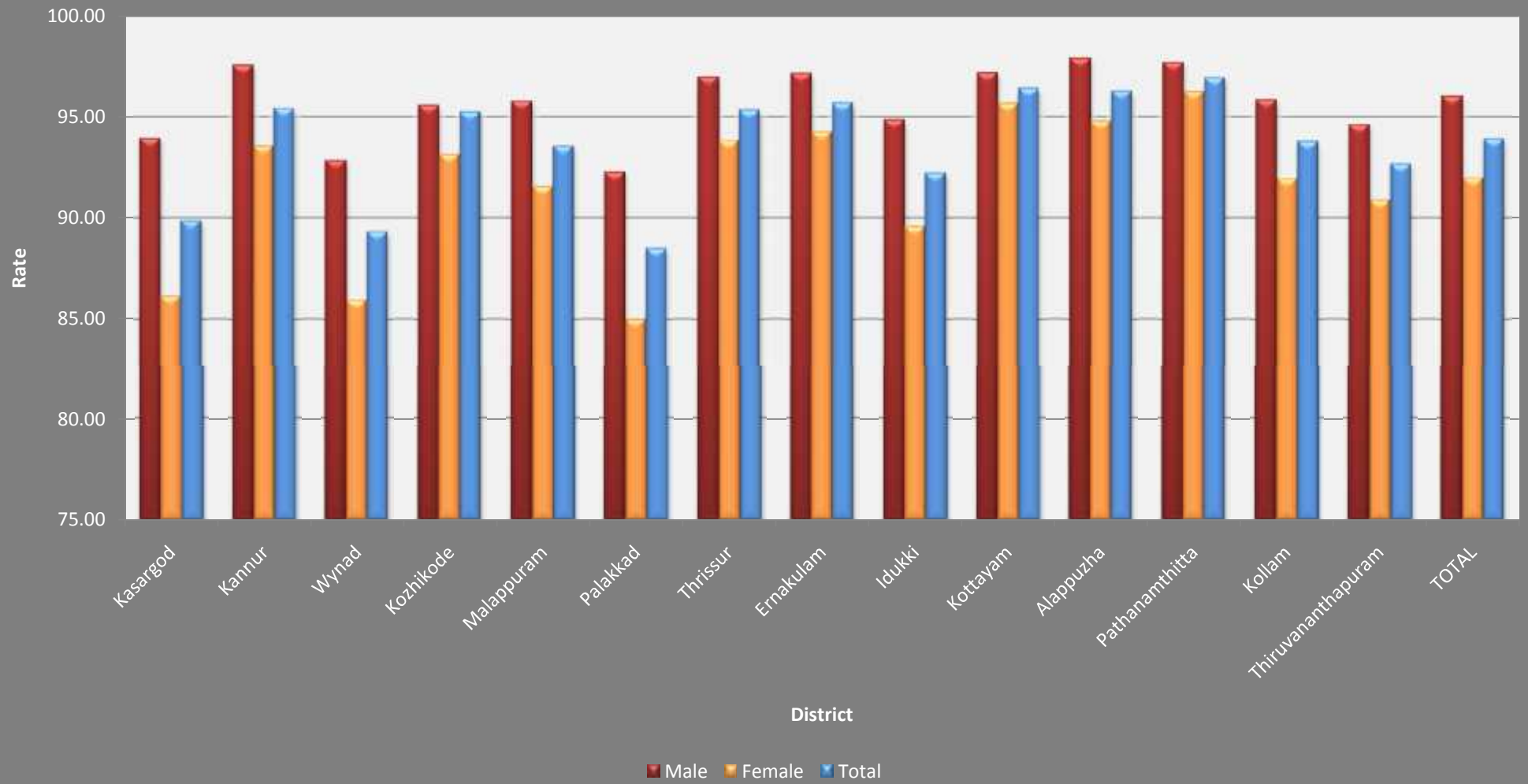
Sl.No.	Name of District	2011			2001		
		Population	Rank	Percent to Total	Population	Rank	Percent to Total
1	2	3	4	5	6	7	8
1	Kasargod	1307375	11	3.90	1204078	12	3.78
2	Kannur	2523003	8	7.56	2408956	8	7.57
3	Waynadu	817420	14	2.45	780619	14	2.45
4	Kozhikkodu	3086293	5	9.25	2879131	5	9.04
5	Malappuram	4112920	1	12.31	3625471	1	11.39
6	Palakkad	2809934	6	8.42	2617482	6	8.22
7	Thrissur	3121200	4	9.32	2974232	4	9.34
8	Ernakulam	3282388	3	9.82	3105798	3	9.75
9	Idukki	1108974	13	3.32	1129221	13	3.55
10	Kottayam	1974551	10	5.93	1953646	10	6.14
11	Alappuzha	2127789	9	6.36	2109160	9	6.62
12	Pathanamthitta	1197412	12	3.58	1234016	11	3.88
13	Kollam	2635375	7	7.88	2585208	7	8.12
14	Thiruvananthapuram	3301427	2	9.91	3234356	2	10.16



**4. Districtwise Distribution of Population, Sex Ratio, Growth rate, Density of Population, Decadal growth rate and Area**

Sl.No:	Name of District	Population 2011			Sex-ratio (Female per 1000 Male)	Density of Population per Sq. Km	Decadal growth-rate of population 2001-2011	Area in Sq.Km
		Male	Female	Total				
1	2	3	4	5	6	7	8	9
1	Kasargod	628613	678762	1307375	1080	657	8.60	1992
2	Kannur	1181446	1341557	2523003	1136	852	4.70	2966
3	Wynad	401684	415736	817420	1035	384	4.70	2131
4	Kozhikode	1470942	1615351	3086293	1098	1316	7.20	2344
5	Malappuram	1960328	2152592	4112920	1098	1157	13.40	3550
6	Palakkad	1359478	1450456	2809934	1067	627	7.40	4480
7	Idukki	552808	556166	1108974	1006	255	-1.80	4358
8	Thrissur	1480763	1640437	3121200	1108	1031	4.90	3032
9	Ernakulam	1619557	1662831	3282388	1027	1072	5.70	3068
10	Kottayam	968289	1006262	1974551	1089	895	1.10	2208
11	Alappuzha	1013142	1114647	2127789	1100	1504	0.90	1414
12	Pathanamthitta	561716	635696	1197412	1132	452	-3.00	2637
13	Kollam	1246968	1388407	2635375	1113	1061	1.90	2491
14	Thiruvananthapuram	1581678	1719749	3301427	1087	1508	2.10	2192
	<b>Total</b>	<b>16027412</b>	<b>17378649</b>	<b>33406061</b>	<b>1084</b>	<b>912.214</b>	<b>4.13</b>	<b>38863</b>

## Literacy Rate



<b>5. Literacy Rates of Kerala 2011</b>				
<b>Sl.No.</b>	<b>Name of District</b>	<b>Male</b>	<b>Female</b>	<b>Total</b>
<b>1</b>	<b>2</b>	<b>3</b>	<b>4</b>	<b>5</b>
1	Kasargod	93.93	86.13	<b>89.85</b>
2	Kannur	97.54	93.57	<b>95.41</b>
3	Wynad	92.84	85.94	<b>89.32</b>
4	Kozhikode	95.57	93.16	<b>95.24</b>
5	Malappuram	95.78	91.55	<b>93.55</b>
6	Palakkad	92.27	84.99	<b>88.49</b>
7	Thrissur	96.98	93.85	<b>95.32</b>
8	Ernakulam	97.14	94.27	<b>95.68</b>
9	Idukki	94.84	89.59	<b>92.20</b>
10	Kottayam	97.17	95.67	<b>96.40</b>
11	Alappuzha	97.90	94.80	<b>96.26</b>
12	Pathanamthitta	97.70	96.26	<b>96.93</b>
13	Kollam	95.83	91.95	<b>93.77</b>
14	Thiruvananthapuram	94.60	90.89	<b>92.66</b>
	<b>TOTAL</b>	<b>96.02</b>	<b>91.98</b>	<b>93.91</b>

### 6.DISTRICT WISE SEX RATIO, DENSITY OF POPULATION & LITERACY RATE 2011& 2001

Sl.No.	Name of District	Sex Ratio				Density of Population				Literacy Rate			
		2011	Rank	2001	Rank	2011	Rank	2001	Rank	2011	Rank	2001	Rank
1	2	3	4	5	6	7	8	9	10	11	12	13	14
1	Kasargod	1080	8	1047	9	657	10	604	10	89.85	12	85.17	13
2	Kannur	1136	1	1090	3	852	9	812	9	95.41	5	92.80	5
3	Waynad	1035	11	995	12	384	13	366	13	89.32	13	85.52	12
4	Kozhikode	1098	6	1057	8	1316	3	1228	3	95.24	7	92.45	7
5	Malappuram	1098	6	1066	6	1157	4	1021	5	93.55	9	88.61	10
6	Palakkad	1067	9	1066	6	627	11	584	11	88.49	14	84.31	14
7	Thrissur	1108	4	1092	2	1031	7	981	7	95.32	6	92.56	6
8	Ernakulam	1027	12	1019	11	1072	5	1012	6	95.68	4	93.42	4
9	Idukki	1006	13	993	13	255	14	259	14	92.20	11	88.58	11
10	Kottayam	1039	10	1025	10	895	8	885	8	96.40	2	95.90	1
11	Alappuzha	1100	5	1079	4	1504	2	1492	1	96.26	3	93.66	3
12	Pathanamthitta	1132	2	1094	1	452	12	468	12	96.93	1	95.09	2
13	Kollam	1113	3	1069	5	1061	6	1038	4	93.77	8	91.49	8
14	Thiruvananthapuram	1087	7	1060	7	1508	1	1476	2	92.66	10	89.36	9

Source: Census 2011

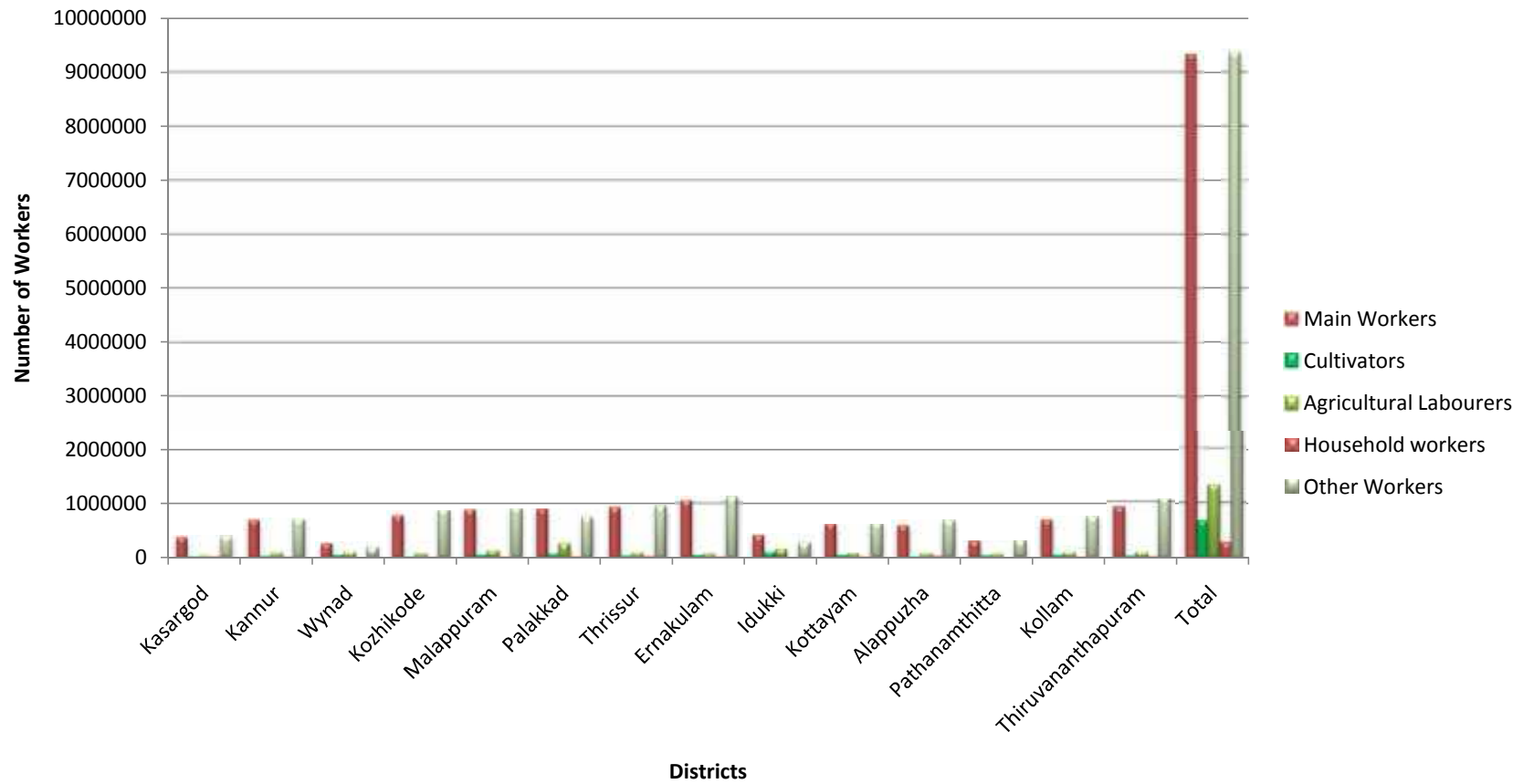
### 7.Work Participation Rate by Residence 2011

Sl.No.	District	Total Workers			Work Participation Rate					
		Male	Female	Total	2001			2011		
					Male	Female	Total	Male	Female	Total
1	Kasaragod	325095	137903	462998	49.1	21.0	34.7	51.7	20.3	35.4
2	Kannur	609377	214739	824116	49.9	15.3	31.9	51.6	16.0	32.7
3	Wayanadu	228639	111438	340077	55.8	23.2	39.5	56.9	26.8	41.6
4	Kozhikkode	752333	196648	948981	48.7	8.2	27.9	51.1	12.2	30.7
5	Malappuram	898157	164267	1062424	42.8	6.6	24.1	45.8	7.6	25.8
6	Palakkad	746121	296219	1042340	52.0	21.2	36.1	54.9	20.4	37.1
7	Thrissur	789511	306216	1095727	50.6	15.2	32.1	53.3	18.7	35.1
8	Ernakulam	913249	336094	1249343	55.1	17.2	36.0	56.4	20.2	38.1
9	Idukki	331710	184653	516363	58.1	28.1	43.2	60.6	33.2	46.6
10	Kottayam	530322	205413	735735	52.2	14.0	32.9	54.8	20.4	37.3
11	Alappuzha	536738	267733	804471	49.4	20.3	34.3	53.0	24.0	37.8
12	Pathanamthitta	281854	110940	392794	47.5	13.4	29.7	50.2	17.5	32.8
13	Kollam	644362	267663	912025	48.4	16.8	32.1	51.7	19.3	34.6
14	Thiruvananthapuram	864101	367568	1231669	51.4	14.5	32.4	54.6	21.4	37.3
15	<b>Total</b>	<b>8451569</b>	<b>3167494</b>	<b>11619063</b>	<b>50.2</b>	<b>15.4</b>	<b>32.3</b>	<b>52.7</b>	<b>18.2</b>	<b>34.8</b>

Source: Census 2011



## Distribution of Workers

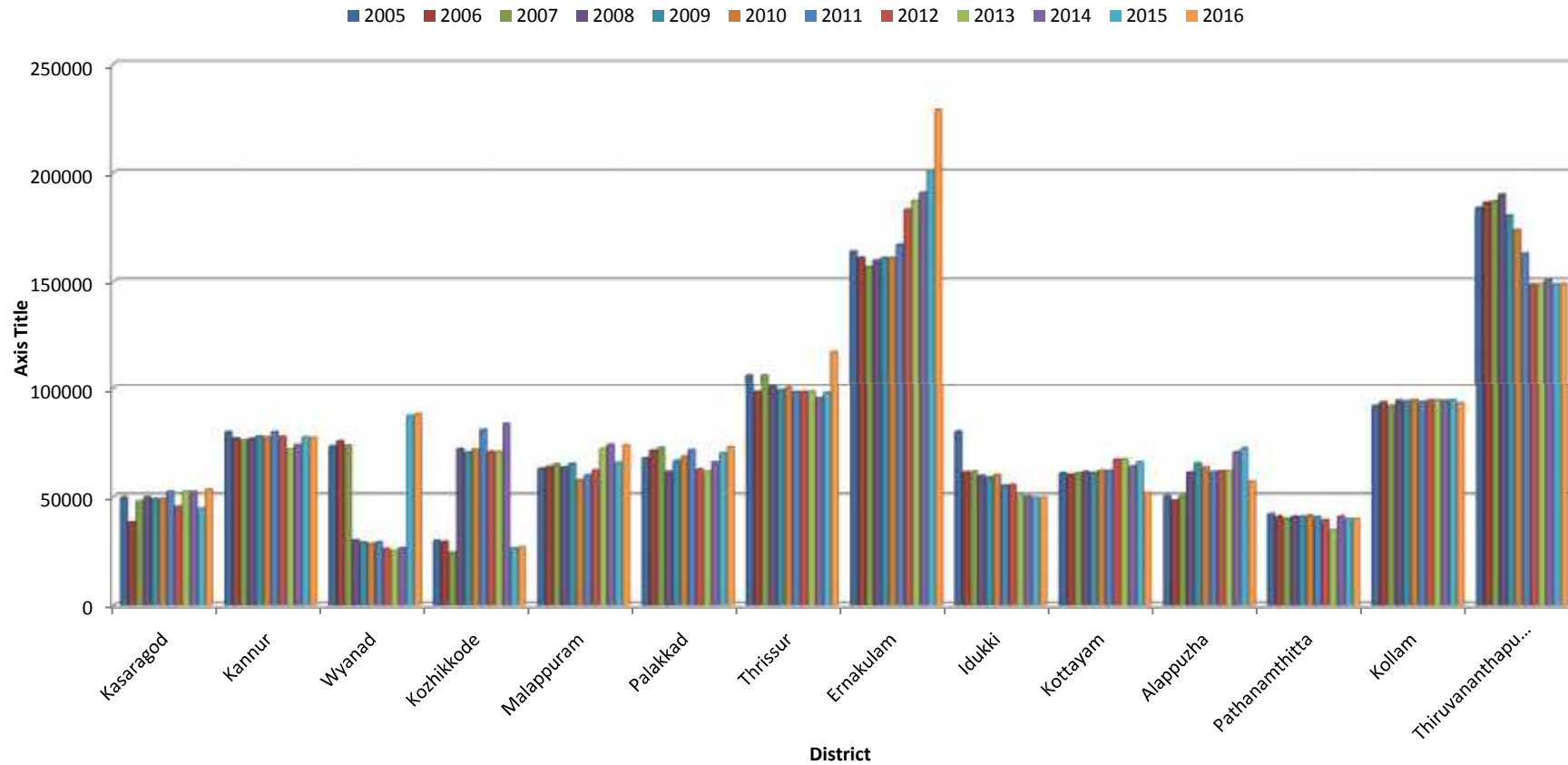


**8. District -wise distribution of Main Workers 2011**

Sl.No:	Name of District	Main workers	Cultivators	Agricultural Labourers	Workers in Household industry	Other Workers	Work Participation Rate
1	2	3	4	5	6	7	8
1	Kasargod	372700	23732	38774	24496	375996	35.4
2	Kannur	694209	36549	82988	12875	691704	32.7
3	Wynad	263445	52759	101630	4574	181114	41.6
4	Kozhikode	754187	26543	64198	13312	844928	30.7
5	Malappuram	852047	57567	117405	18423	869029	25.8
6	Palakkad	875540	67805	249949	25035	699551	37.1
7	Thrissur	929506	41786	73941	27883	952117	35.1
8	Ernakulam	1061388	50423	71391	23976	1103553	38.1
9	Idukki	415947	100917	145698	6888	262860	46.6
10	Kottayam	604553	49991	63052	18523	604169	37.3
11	Alappuzha	596387	25237	71706	35865	671663	37.8
12	Pathanamthitta	293257	41414	55455	11074	284851	32.8
13	Kollam	695299	56693	92193	21511	741628	34.6
14	Thiruvananthapuram	921282	38837	94470	28587	1069775	37.3
	Total	9329747	670253	1322850	273022	9352938	34.8

Source:--Census of India 2011

### Districtwise Employment Both in Public and Private Sector as on 31st March

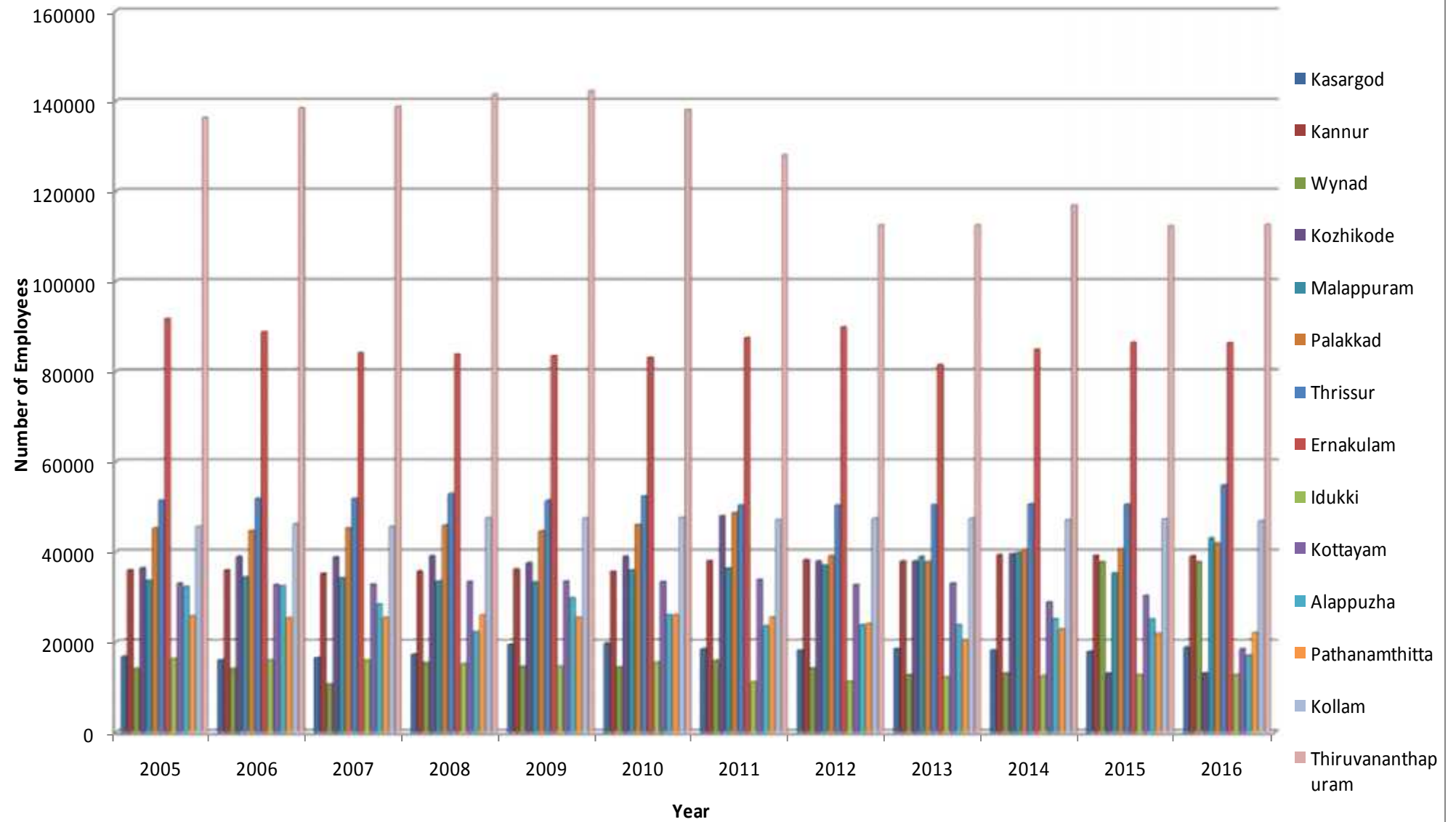


**9. District wise Employment both in Public and Private Sectors in Kerala as on 31st March**

Sl.No:	Name of District	2005	2006	2007	2008	2009	2010	2011	2012	2013	2014	2015	2016
1	2	3	4	5	6	7	8	9	10	11	12	13	14
1	Kasargod	49473	38052	47620	49543	48670	48764	52178	45166	52242	52053	44493	52964
2	Kannur	79614	76507	75727	76300	77606	77106	79602	77364	71674	73710	77107	76928
3	Wynad	72922	75382	73351	29710	28848	28218	29015	25758	25005	26192	87099	87718
4	Kozhikode	29481	29138	24040	71789	70099	71545	80447	70322	70257	83417	26173	26669
5	Malappuram	62553	63529	64687	63253	64959	57438	59682	62014	71906	73783	65422	73447
6	Palakkad	67554	70997	72138	61181	66309	68141	71311	62330	61274	65692	69970	72536
7	Thrissur	106763	97947	106845	100385	98865	99781	97843	97876	98080	95176	97501	117520
8	Ernakulam	163871	160809	156557	159585	160731	160837	166862	183039	187142	190756	200566	228808
9	Idukki	79741	60977	61342	59306	58613	59831	54897	55217	51164	49961	49358	49378
10	Kottayam	60524	59991	60530	61208	60694	61908	61723	66783	66966	63710	65792	51643
11	Alappuzha	50136	48063	50088	60823	65176	63246	61109	61628	61721	70182	72062	56608
12	Pathanamthitta	41819	40704	39658	40658	40667	41086	40538	38967	34555	40720	39426	39525
13	Kollam	91673	93296	91589	93881	93519	94176	93409	93889	94142	93796	94201	92870
14	Thiruvananthapuram	183649	186148	186808	189795	180257	173778	162809	148476	148712	150598	148513	148826
<b>Total</b>		1139773	1101540	1110980	1117417	1115013	1105855	1111425	1088829	1094840	1129746	1137683	1175440

Source: Directorate of Employment

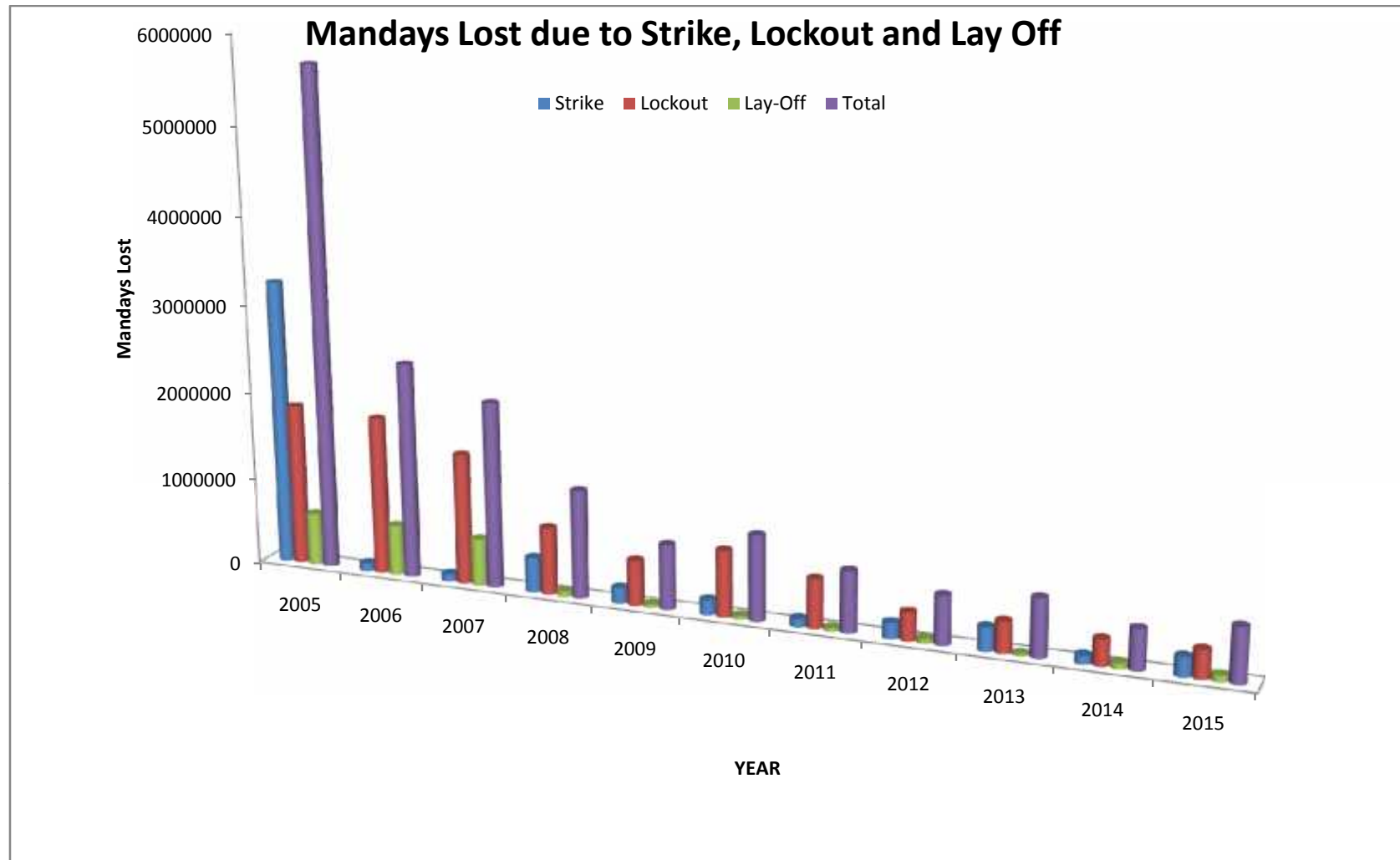
## Districtwise Employment in Public Sector



**10. District wise Employment in Public Sector in Kerala as on 31st March**

<b>Sl.No:</b>	<b>Name of District</b>	<b>2005</b>	<b>2006</b>	<b>2007</b>	<b>2008</b>	<b>2009</b>	<b>2010</b>	<b>2011</b>	<b>2012</b>	<b>2013</b>	<b>2014</b>	<b>2015</b>	<b>2016</b>
<b>1</b>	<b>2</b>	<b>3</b>	<b>4</b>	<b>5</b>	<b>6</b>	<b>7</b>	<b>8</b>	<b>9</b>	<b>11</b>	<b>10</b>	<b>11</b>	<b>12</b>	<b>13</b>
1	Kasargod	16779	15997	16523	17322	19486	19734	18489	18149	18488	18218	17944	18820
2	Kannur	36019	35974	35207	35731	36145	35646	38008	38220	37920	39332	39186	39077
3	Wynad	14093	14051	10649	15412	14578	14417	15857	14117	12686	13024	37822	37809
4	Kozhikode	36423	38938	38884	39042	37524	38970	47981	37951	37890	39491	13081	13081
5	Malappuram	33616	34374	34219	33524	33249	35924	36343	37009	38940	39782	35342	43050
6	Palakkad	45283	44722	45266	45932	44614	46074	48678	39119	37830	40501	40704	41911
7	Thrissur	51429	51836	51866	52885	51428	52363	50355	50361	50445	50646	50556	54826
8	Ernakulam	91696	88805	84167	83894	83524	83189	87499	89830	81544	84953	86451	86369
9	Idukki	16367	16000	15996	15163	14624	15482	11108	11228	12210	12464	12734	12796
10	Kottayam	33047	32760	32826	33439	33491	33365	33910	32798	33087	28889	30312	18532
11	Alappuzha	32290	32472	28382	22236	29784	26016	23587	23848	23840	25140	25104	17037
12	Pathanamthitta	25750	25343	25423	26000	25451	26067	25524	24104	20426	22878	21893	22081
13	Kollam	45656	46219	45627	47584	47524	47735	47203	47455	47469	47151	47414	46901
14	Thiruvananthapuram	136414	138586	138858	141569	142326	138131	128049	112553	112553	116903	112336	112637
<b>Total</b>		<b>614862</b>	<b>616077</b>	<b>603893</b>	<b>609733</b>	<b>613748</b>	<b>613113</b>	<b>612591</b>	<b>576742</b>	<b>565328</b>	<b>579372</b>	<b>570879</b>	<b>564927</b>

Source: Directorate of employment



Mandays lost due to	2005	2006	2007	2008	2009	2010	2011	2012	2013	2014	2015
Strike	3250553	86977	86746	394198	177494	173044	91207	180709	268947	94021	221619
Lockout	1855423	1811755	1505370	758144	506606	741221	554329	316851	353002	291964	318250
Lay-Off	584041	564669	533872	64316	41809	40480	41336	52574	26691	68337	72935
Total	5690017	2463401	2125988	1216658	725909	954745	686872	550134	648640	454322	612804

11 Number of Strikes, Lockouts, Lay-Offs and Mandays Lost												
Sl.No	Particulars	2005	2006	2007	2008	2009	2010	2011	2012	2013	2014	2015
1	2	3	4	5	6	7	8	9	10	11	12	3
STRIKES												
(a)	Pending at the beginning of the year	1	0	1	0	4	3	3	7	8	11	4
(b)	Arose during the year	10	6	2	22	18	12	14	13	10	5	7
(c)	<b>Total (a+b)</b>	<b>11</b>	<b>6</b>	<b>3</b>	<b>22</b>	<b>22</b>	<b>15</b>	<b>17</b>	<b>20</b>	<b>18</b>	<b>16</b>	<b>11</b>
(d)	Mandays lost due to strike	<b>3250553</b>	<b>86977</b>	<b>86746</b>	<b>394198</b>	<b>177494</b>	<b>173044</b>	<b>91207</b>	<b>180709</b>	<b>268947</b>	<b>94021</b>	<b>221619</b>
LOCK OUTS												
(a)	Pending at the beginning of the year	27	23	27	4	8	10	13	13	10	10	7
(b)	Arose during the year	4	6	0	5	13	10	7	6	1	0	2
(c)	<b>Total (a+b)</b>	<b>31</b>	<b>29</b>	<b>27</b>	<b>9</b>	<b>21</b>	<b>20</b>	<b>20</b>	<b>19</b>	<b>11</b>	<b>10</b>	<b>9</b>
(d)	Mandays lost due to lockouts	<b>1855423</b>	<b>1811755</b>	<b>1505370</b>	<b>758144</b>	<b>506606</b>	<b>741221</b>	<b>554329</b>	<b>316851</b>	<b>353002</b>	<b>291964</b>	<b>318250</b>
LAY OFFS												
(a)	Pending at the beginning of the year	9	8	6	2	4	4	6	4	2	4	5
(b)	Arose during the year	11	3	3	9	12	7	5	3	2	8	9
(c)	<b>Total (a+b)</b>	<b>20</b>	<b>11</b>	<b>9</b>	<b>11</b>	<b>16</b>	<b>11</b>	<b>11</b>	<b>7</b>	<b>4</b>	<b>12</b>	<b>14</b>
(d)	Mandays lost due to lay offs	<b>584041</b>	<b>564669</b>	<b>533872</b>	<b>64316</b>	<b>41809</b>	<b>40480</b>	<b>41336</b>	<b>52574</b>	<b>26691</b>	<b>68337</b>	<b>72935</b>
	<b>Total Mandays lost (I+II+III)</b>	<b>5690017</b>	<b>2463401</b>	<b>2125988</b>	<b>1216658</b>	<b>725909</b>	<b>954745</b>	<b>686872</b>	<b>550134</b>	<b>648640</b>	<b>454322</b>	<b>612804</b>



**12. Distribution of Industrial Disputes Pending, Arose and Settled according to Industry**

		2004-05			2005-06			2006-2007			2007-2008			2008-2009			2009-2010		
SI.No	Name of Industry	pending	Arose	Setled	Pending	Arose	Setled	Pending	Arose	Setled	Pending	Arose	Setled	Pending	Arose	Setled	Pending	Arose	Setled
1	2	3	4	5	6	7	8	9	10	11	12	13	14	15	16	17	18	19	20
1	Agriculture	75	148	136	87	130	110	107	74	87	94	93	66	121	106	33	194	80	47
2	Aluminium	2	5	3	4	3	5	2	5	4	3	0	2	1	0	0	1	0	0
3	Automobile engineering	34	102	88	47	70	76	41	63	66	38	26	28	36	19	30	25	10	23
4	Beedi & Cigar	5	16	15	6	13	13	6	11	17	0	16	6	10	3	1	12	3	1
5	Cashew	23	94	81	36	164	91	109	162	100	171	73	81	163	138	154	147	105	146
6	Ceramics	7	5	8	4	10	3	11	2	5	8	7	3	12	5	3	14	5	3
7	Coir	26	67	64	29	54	54	29	21	22	28	46	39	35	45	24	56	55	29
8	Electric	16	9	17	8	10	6	12	4	8	8	19	13	14	3	8	9	5	5
9	Fertilizers and Chemicals	17	37	41	13	13	12	14	30	27	17	15	14	18	22	10	30	15	11
10	Food	38	21	35	21	17	20	18	14	11	21	6	6	21	0	6	15	0	3
11	Glass	4	3	4	3	9	8	4	3	4	3	2	2	3	0	2	1	2	2
12	Handloom	14	13	17	10	12	12	10	5	7	8	12	6	14	12	10	16	8	10
13	Hotel & Restaurant	94	206	195	105	162	125	142	128	164	106	100	128	78	103	43	138	110	93
14	Matches	6	5	7	6	6	7	5	0	5	0	8	1	7	1	1	7	1	1
15	Metals	7	32	19	20	9	14	15	5	8	12	4	6	10	1	4	7	2	4
16	Municipalities and Panchayats	2	0	1	1	1	1	1	2	2	1	0	0	1	0	0	1	0	0
17	Installation	7	7	6	8	7	6	9	0	1	8	2	1	9	0	1	8	0	2

<b>18</b>	Oil mill	12	11	16	5	5	5	5	14	12	7	7	4	10	1	1	10	3	1
<b>19</b>	Paper	7	11	15	3	13	8	8	22	12	18	7	16	9	12	4	17	10	9
<b>20</b>	Plantations	926	757	742	938	551	660	829	724	504	1049	626	553	1122	479	387	1214	493	508
<b>21</b>	Plywood	16	31	38	9	21	16	14	12	18	8	2	5	5	2	5	2	2	2
<b>22</b>	Printing	25	39	47	17	15	12	20	14	13	21	11	12	20	6	9	17	8	6
<b>23</b>	Public works	2	2	2	9	7	10	6	3	6	3	9	6	6	5	0	11	8	3
<b>24</b>	Rice mill	2	7	4	5	6	7	4	8	7	5	8	8	5	1	2	4	4	4
<b>25</b>	Road transport	137	311	310	138	265	273	130	196	240	86	192	138	140	109	80	169	125	118
<b>26</b>	Rubber products	33	65	47	51	52	58	45	35	34	46	31	18	59	36	21	74	47	30
<b>27</b>	Saw mill	22	15	26	11	19	22	8	11	12	7	19	5	21	5	6	20	10	10
<b>28</b>	Shops and commercial establishments	339	825	813	351	711	665	397	638	662	374	491	477	388	317	358	347	338	391
<b>29</b>	Starch	0	0	0	0	1	0	1	0	0	1	0	0	1	0	0	1	0	0
<b>30</b>	Sugar	5	0	4	1	3	1	3	0	1	2	4	3	3	0	0	3	0	0
<b>31</b>	Tixtiles	37	76	58	55	47	52	50	69	58	61	46	44	63	35	69	29	30	30
<b>32</b>	Tiles	40	61	51	50	34	42	42	45	60	27	41	28	40	34	16	58	44	43
<b>33</b>	Toddy tapping	79	118	120	77	104	81	100	85	72	113	54	56	111	54	133	32	60	86
<b>34</b>	Timber	15	25	23	17	24	15	26	18	17	27	22	14	35	12	19	28	20	18
<b>35</b>	Water transport	8	1	5	4	4	3	5	2	2	5	2	2	5	3	1	7	5	6
<b>36</b>	Miscellaneous	585	894	970	509	833	821	521	1046	1049	518	1481	1776	223	1574	1751	46	744	712
<b>Total</b>		<b>2667</b>	<b>4019</b>	<b>4028</b>	<b>2658</b>	<b>3405</b>	<b>3314</b>	<b>2749</b>	<b>3471</b>	<b>3317</b>	<b>2904</b>	<b>3482</b>	<b>3567</b>	<b>2819</b>	<b>3143</b>	<b>3192</b>	<b>2770</b>	<b>2352</b>	<b>2357</b>

**12. Distribution of Industrial Disputes Pending, Arose and Settled according to Industry (Continue.....)**

SI.No	Name of Industry	2010-2011			2011-2012			2012-13			2013-14			2014-15			2015-16		
		Pending	Arose	Settled	Pending	Arose	Settled	Pending	Arose	Settled	Pending	Arose	Settled	Pending	Arose	Settled	Pending	Arose	Settled
1	2	21	22	23	24	25	26	27	28	29	30	31	32	33	34	35	36	37	38
1	Agriculture	227	21	26	222	68	35	255	40	45	250	36	34	252	26	50	228	51	41
2	Aluminium	1	2	1	2	0	0	2	0	0	2	2	3	1	0	0	1	5	3
3	Automobile engineering	12	30	25	17	61	45	33	21	10	44	10	8	46	23	43	26	36	25
4	Beedi & Cigar	14	9	8	15	20	4	31	9	8	32	3	5	30	16	22	24	5	7
5	Cashew	106	29	31	104	86	67	123	55	38	140	14	15	139	32	62	109	93	107
6	Ceramics	16	2	1	17	4	4	17	1	1	17	1	0	18	2	1	19	3	2
7	Coir	82	21	24	79	41	31	89	20	18	91	14	13	92	12	32	72	5	9
8	Electric	9	10	2	17	26	5	38	6	5	39	8	12	35	24	31	28	16	16
9	Fertilizers and Chemicals	34	29	33	30	25	26	29	8	5	32	8	5	35	10	5	40	12	18
10	Food	12	12	10	14	17	11	20	11	5	21	20	15	26	13	11	28	15	26
11	Glass	1	3	1	3	1	1	3	4	0	7	1	3	5	8	6	7	2	3
12	Handloom	14	8	8	14	22	11	25	3	1	27	4	4	27	15	19	23	2	4
13	Hotel & Restaurant	155	134	138	151	183	150	184	110	69	225	68	65	228	81	131	178	77	118
14	Matches	7	0	0	7	0	0	7	0	0	7	3	0	10	8	2	16	0	1
15	Metals	5	11	5	11	25	14	22	4	0	26	0	3	23	12	20	15	6	4
16	Municipalities and Panchayats	1	0	0	1	0	0	1	0	0	1	0	0	1	1	0	2	0	0
17	Installation	6	5	4	7	1	0	8	0	1	7	1	1	7	0	0	7	0	0

<b>18</b>	Oil mill	12	7	4	15	6	5	16	3	0	19	6	3	22	0	1	21	6	5
<b>19</b>	Paper	18	5	5	18	9	3	24	6	5	25	6	6	25	15	9	31	9	12
<b>20</b>	Plantations	1199	509	392	1316	423	547	1192	402	395	1199	598	1038	759	693	683	769	535	718
<b>21</b>	Plywood	2	5	6	1	7	2	6	1	1	6	2	1	7	1	1	7	6	6
<b>22</b>	Printing	19	13	8	24	24	13	35	9	3	41	5	4	42	17	20	39	10	13
<b>23</b>	Public works	16	0	2	14	1	0	15	3	0	18	1	1	18	0	1	17	3	3
<b>24</b>	Rice mill	4	4	1	7	11	0	18	0	0	18	0	0	18	8	14	12	3	4
<b>25</b>	Road transport	176	132	135	173	171	148	196	97	78	215	51	53	213	39	33	219	91	119
<b>26</b>	Rubber products	91	32	31	92	51	52	91	28	15	104	30	30	104	24	21	107	80	65
<b>27</b>	Saw mill	20	12	13	19	7	2	24	15	8	31	4	10	25	3	7	21	5	2
<b>28</b>	Shops and commercial establishments	294	479	364	409	768	546	631	440	441	630	583	575	638	374	473	539	679	602
<b>29</b>	Starch	1	0	0	1	0	0	1	0	0	1	0	0	1	0	0	1	0	0
<b>30</b>	Sugar	3	0	0	3	10	1	12	0	0	12	0	0	12	0	2	10	0	0
<b>31</b>	Tixtiles	29	35	28	36	32	48	20	7	5	22	13	8	27	32	28	31	51	51
<b>32</b>	Tiles	59	24	28	55	44	29	70	10	6	74	9	8	75	3	5	73	21	22
<b>33</b>	Toddy tapping	6	34	34	6	66	40	32	25	24	33	16	20	29	6	10	25	41	34
<b>34</b>	Timber	30	11	10	31	24	16	39	9	11	37	16	13	40	13	8	45	20	23
<b>35</b>	Water transport	6	0	0	6	2	0	8	3	2	9	5	2	12	0	0	12	4	2
<b>36</b>	Miscellaneous	78	618	457	239	958	762	435	515	522	428	481	426	483	409	491	401	547	664
<b>Total</b>		<b>2765</b>	<b>2246</b>	<b>1835</b>	<b>3176</b>	<b>3194</b>	<b>2618</b>	<b>3752</b>	<b>1865</b>	<b>1727</b>	<b>3890</b>	<b>2019</b>	<b>2384</b>	<b>3525</b>	<b>1920</b>	<b>2242</b>	<b>3203</b>	<b>2439</b>	<b>2729</b>

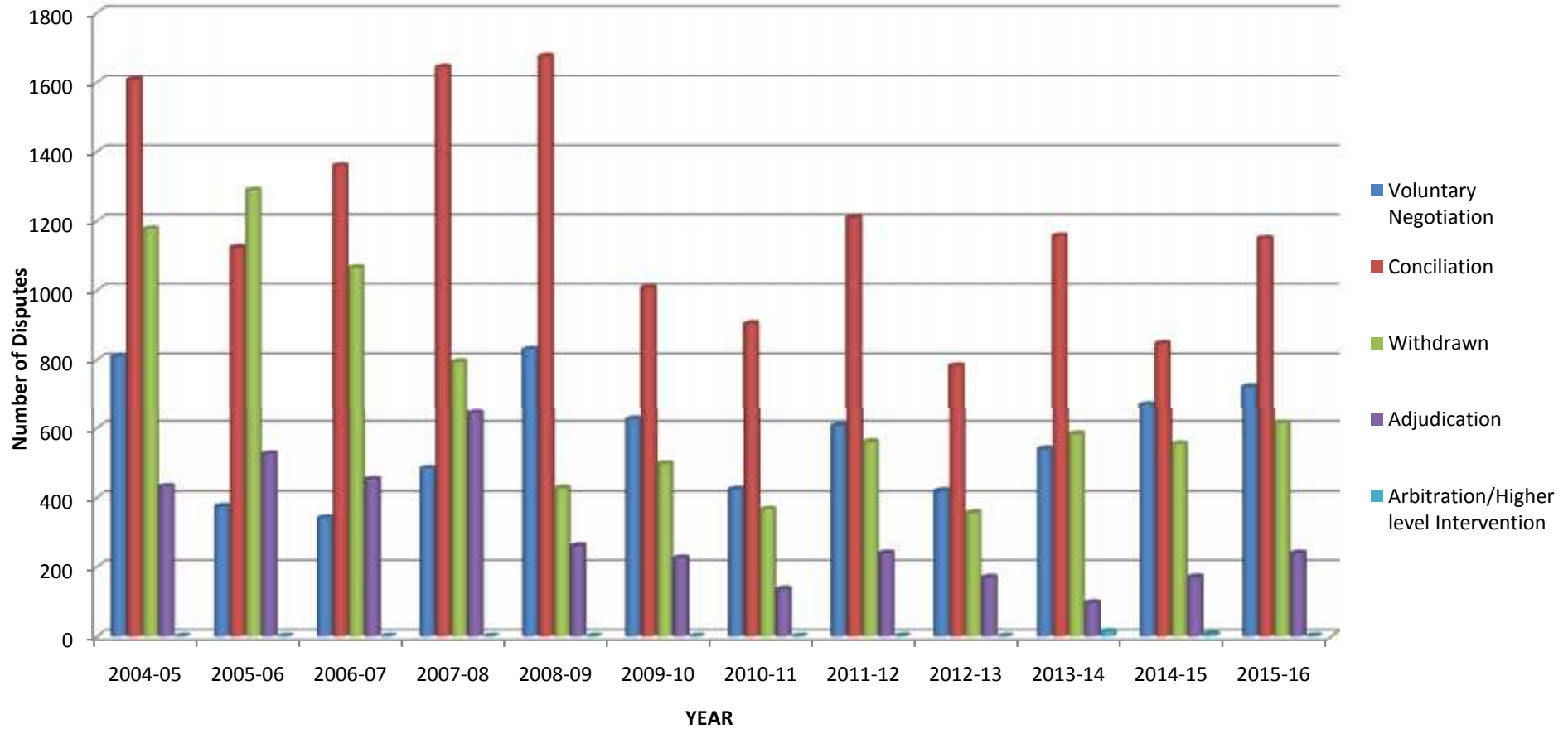
### 13. Distribution of Industrial Disputes according to cause

Sl.No.	Items	2004-05		2005-06		2006-2007		2007-2008		2008-2009		2009-2010	
		Arose	Settled	Arose	Settled	Arose	Settled	Arose	Settled	Arose	Settled	Arose	Settled
<b>1</b>	<b>2</b>	<b>5</b>	<b>6</b>	<b>7</b>	<b>8</b>	<b>9</b>	<b>10</b>	<b>11</b>	<b>12</b>	<b>13</b>	<b>14</b>	<b>15</b>	<b>16</b>
1	wages and Allowances	904	988	798	663	729	662	719	560	1213	484	543	473
2	Dismissed	1255	1148	349	458	419	389	365	326	326	401	405	461
3	Retrechment	4	50	32	42	62	65	47	24	88	59	12	6
4	Closure	5	26	22	26	29	30	17	9	12	36	40	12
5	Leave	0	1	1	1	1	0	6	0	0	5	10	1
6	Hours of work	0	0	2	1	1	0	0	0	7	11	32	6
7	Bonus	462	457	405	351	355	376	407	359	245	414	281	153
8	Others	1389	1358	1796	1772	1771	1689	1921	2289	1252	1782	1029	1245
<b>Total</b>		<b>4019</b>	<b>4028</b>	<b>3405</b>	<b>3314</b>	<b>3376</b>	<b>3221</b>	<b>3482</b>	<b>3567</b>	<b>3143</b>	<b>3192</b>	<b>2352</b>	<b>2357</b>

**13. Distribution of Industrial Disputes according to cause (Continue...)**

Sl.No.	Items	2010-2011		2011-2012		2012-2013		2013-14		2014-15		2015-16	
		Arose	Settled	Arose	Settled	Arose	Settled	Arose	Settled	Arose	Settled	Arose	Settled
<b>1</b>	<b>2</b>	17	18	19	20	21	22	23	24	25	26	27	28
<b>1</b>	wages and Allowances	478	418	765	622	533	443	513	517	483	591	660	748
<b>2</b>	Dismissed	307	262	362	401	280	265	432	635	482	519	415	490
<b>3</b>	Retrechment	47	57	15	12	1	2	0	2	0	6	0	9
<b>4</b>	Closure	17	19	10	4	0	4	0	0	0	3	0	0
<b>5</b>	Leave	22	8	13	10	0	0	0	0	12	28	12	9
<b>6</b>	Hours of work	6	1	8	4	0	0	0	0	10	12	19	14
<b>7</b>	Bonus	300	268	417	315	185	166	301	230	97	112	204	248
<b>8</b>	Others	1069	802	1604	1250	866	847	773	1000	836	971	1129	1211
<b>Total</b>		<b>2246</b>	<b>1835</b>	<b>3194</b>	<b>2618</b>	<b>1865</b>	<b>1727</b>	<b>2019</b>	<b>2384</b>	<b>1920</b>	<b>2242</b>	<b>2439</b>	<b>2729</b>

## Dispute Settlement

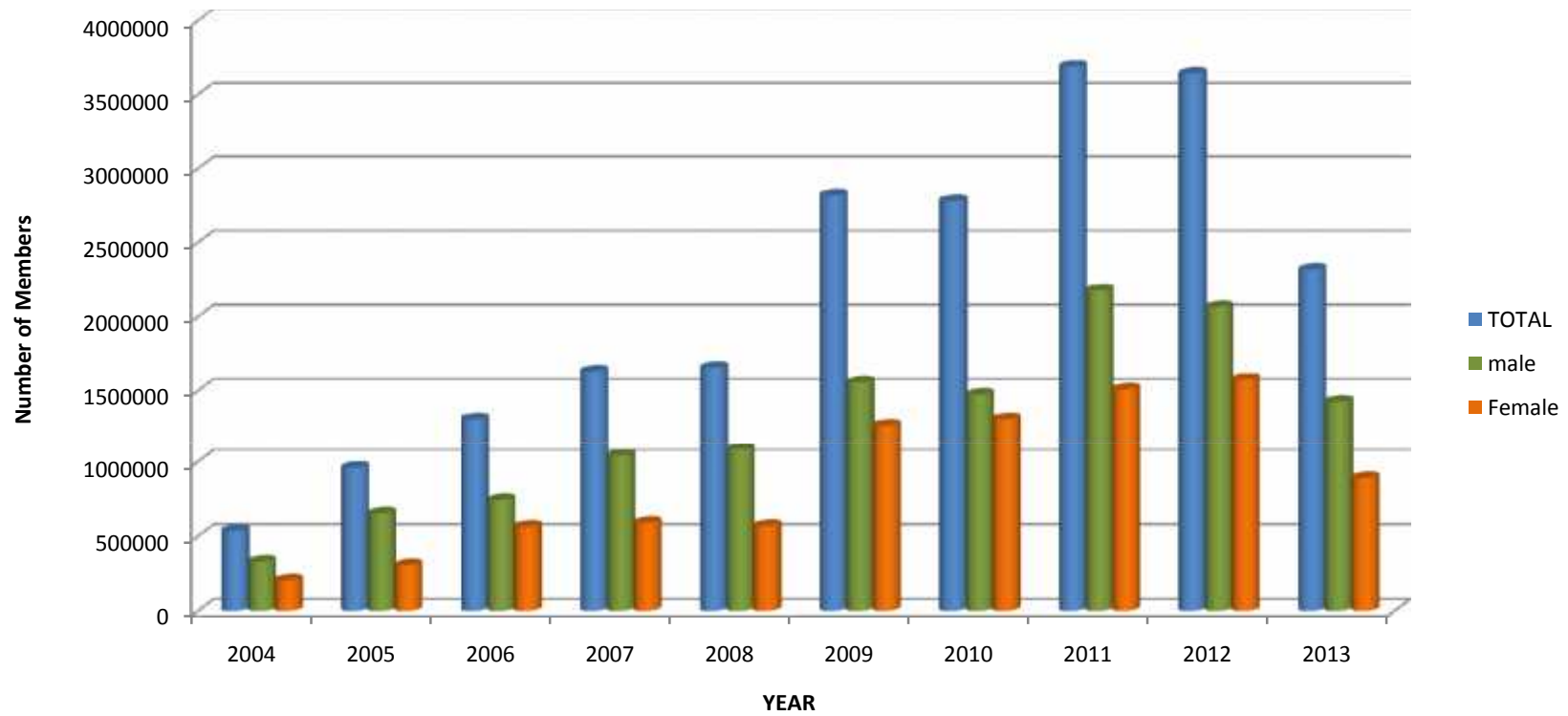


**14. Distribution of Industrial Disputes settled according to Type of settlement**

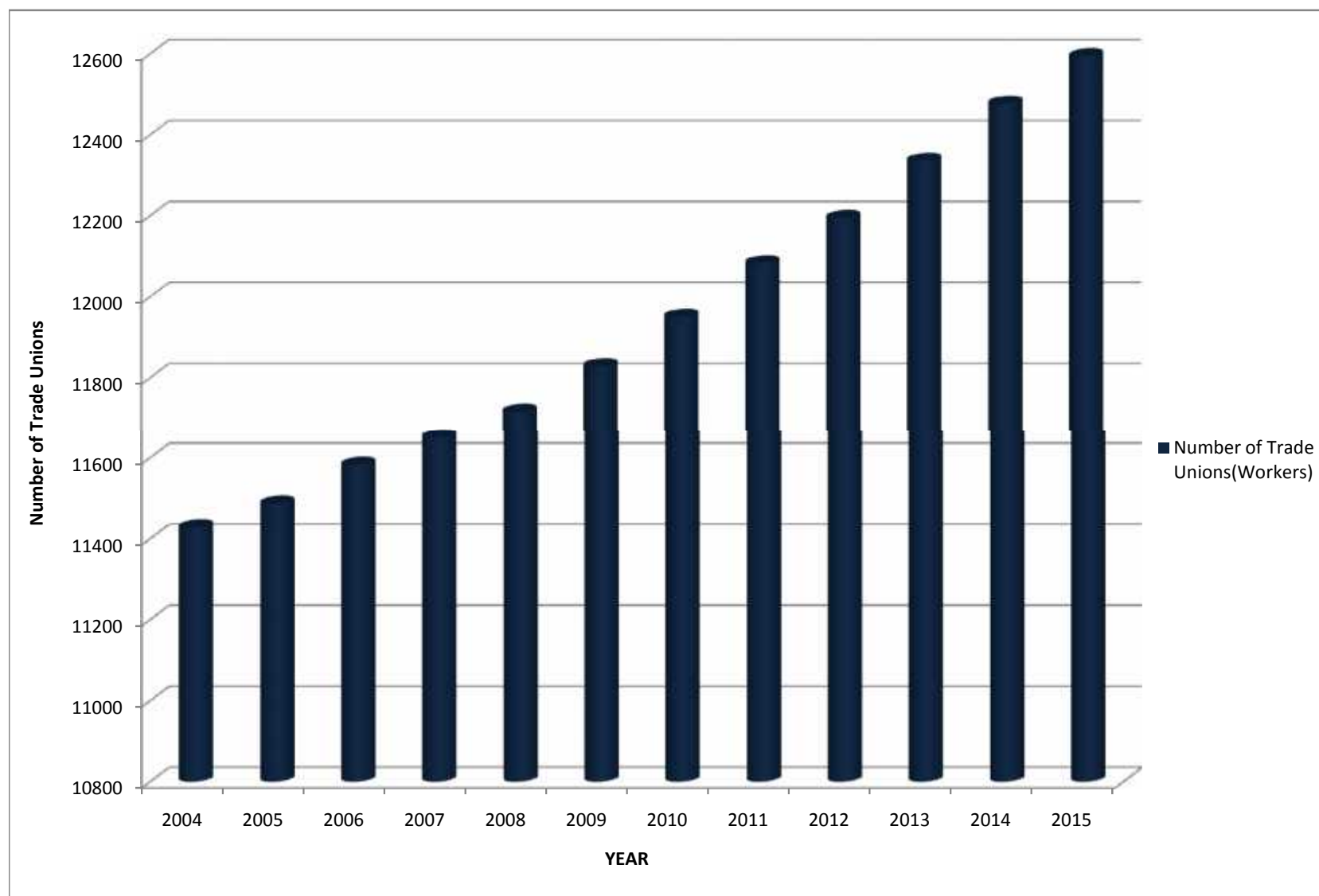
Sl. No	Type of Settlement	2004-05	2005-06	2006-07	2007-08	2008-09	2009-10	2010-11	2011-12	2012-13	2013-14	2014-15	2015-16
<b>1</b>	<b>2</b>	<b>4</b>	<b>5</b>	<b>6</b>	<b>7</b>	<b>8</b>	<b>9</b>	<b>10</b>	<b>11</b>	<b>12</b>	<b>13</b>	<b>14</b>	<b>15</b>
<b>1</b>	Voluntary negotiation	810	374	341	484	831	626	423	607	419	539	671	723
<b>2</b>	Conciliation	1608	1124	1361	1644	1675	1008	905	1211	784	1158	847	1151
<b>3</b>	Withdrawn	1178	1290	1066	795	426	497	366	560	355	583	554	615
<b>4</b>	Adjudication	432	526	453	644	260	226	136	239	169	96	170	239
<b>5</b>	Arbitration/Higher level Intervention	0	0	0	0	0	0	0	1	0	14	6	1
<b>Total</b>		<b>4028</b>	<b>3314</b>	<b>3221</b>	<b>3567</b>	<b>3192</b>	<b>2357</b>	<b>1835</b>	<b>2618</b>	<b>1727</b>	<b>2390</b>	<b>2248</b>	<b>2729</b>



## Registered trade Union Members

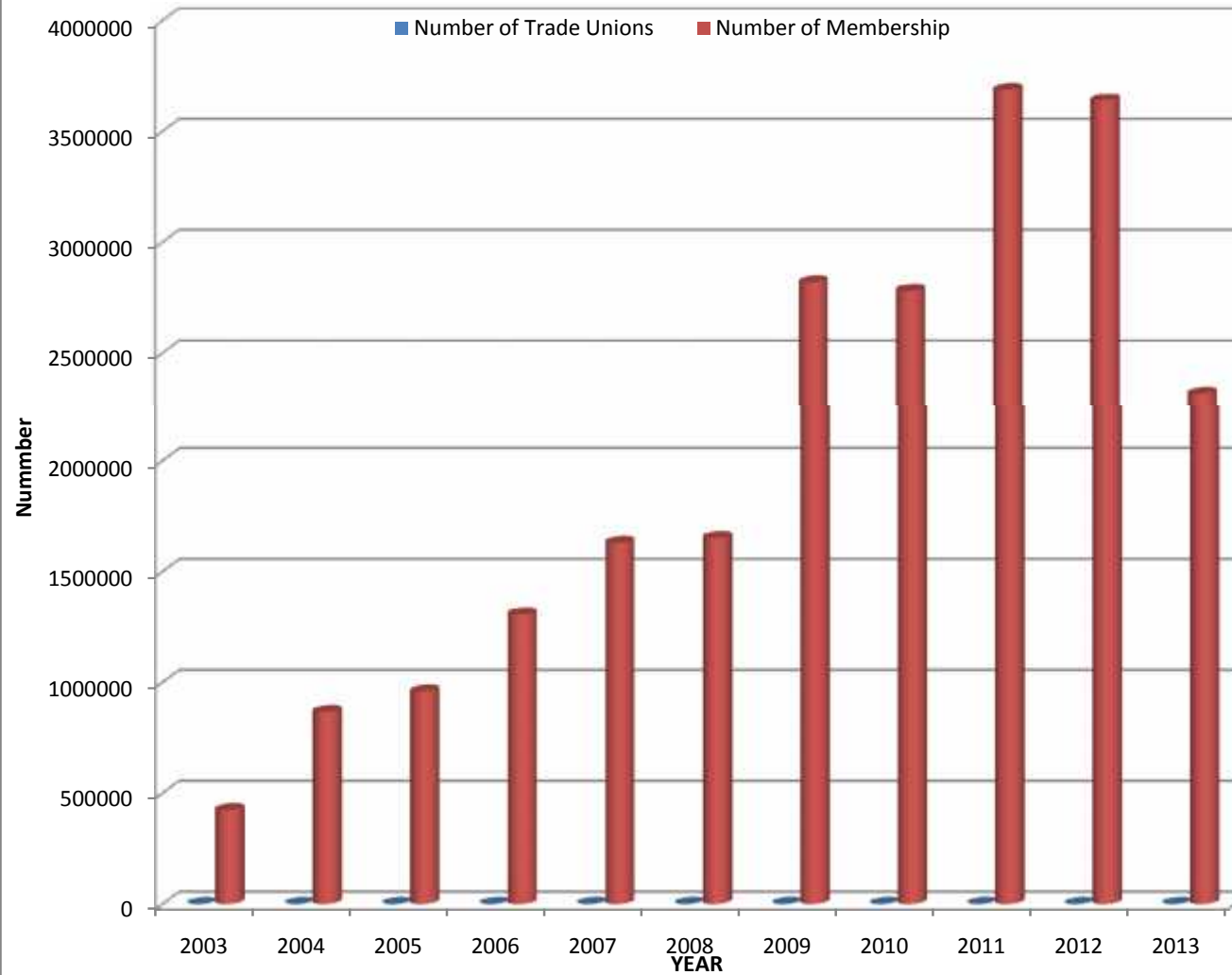


15. Number of Registered Trade Unions (Workers)									
Sl. No	Year	Number of unions at the end of the year	Number of unions that submitted returns during the year	Number of members					
				At the beginning of the year	Joined during the year	Left during the year	At the end of the year		
							Total	Male	Female
1	2	3	4	5	6	7	8	9	10
1	2004	11427	916	721489	210414	47942	536054	330461	205593
2	2005	11486	967	901714	111342	52732	957881	653191	304690
3	2006	11582	950	1234025	130441	57861	1306605	741819	564786
4	2007	11651	1243	1504521	182459	57758	1629222	1041065	588157
5	2008	11716	1359	1547621	171375	67304	1651722	1082308	569414
6	2009	11829	1637	2843324	252906	276964	2819266	1555026	1264240
7	2010	11951	1285	2477266	400861	96137	2781990	1474361	1307629
8	2011	12083	1351	2870747	893660	77463	3686944	2176742	1510202
9	2012	12292	1211	3363447	307441	30918	3639970	2065964	1574006
10	2013	12435	1042	2253032	155454	91423	2317063	1426105	890958



<b>16. Number of Trade Unions Registered and Cancelled (Workers)</b>					
<b>Sl. No</b>	<b>Year</b>	<b>Number of workers union at the beginning of the year</b>	<b>Number of workers union newly registered during the year</b>	<b>Number of workers union cancelled during the year</b>	<b>Number of workers unions on register at the end of the year</b>
<b>1</b>	<b>2</b>	<b>3</b>	<b>4</b>	<b>5</b>	<b>6</b>
<b>1</b>	<b>2004</b>	11575	70	218	11427
<b>2</b>	<b>2005</b>	11427	59	0	11486
<b>3</b>	<b>2006</b>	11486	96	0	11582
<b>4</b>	<b>2007</b>	11582	71	2	11651
<b>5</b>	<b>2008</b>	11651	67	2	11716
<b>6</b>	<b>2009</b>	11716	113	0	11829
<b>7</b>	<b>2010</b>	11829	122	0	11951
<b>8</b>	<b>2011</b>	11951	132	0	12083
<b>9</b>	<b>2012</b>	12083	112	0	12195
<b>10</b>	<b>2013</b>	12195	141	0	12336
<b>11</b>	<b>2014</b>	12336	145	4	12477
<b>12</b>	<b>2015</b>	12477	119	2	12594

## Number and Membership of Registered Trade Unions(Unions Submitted Returns)



Number of Trade Unions	Number of Membership
393	424178
916	866515
967	957881
950	1306605
1243	1629222
1359	1651722
1637	2819266
1285	2781990
1351	3686944
1211	3639970
1042	2317063

**17.Number and Memberships of Trade Unions (Workers) according to major divisions of Industries (Related to unions submitted returns)**

		2003		2004		2005		2006		2007		2008	
Sl. No	Name of Industries	Number	Membership	Number	Membershi p	Number	Membershi p	Number	Membershi p	Number	Membershi p	Number	Membershi p
1	2	3	4	5	6	7	8	9	10	11	12	13	14
1	Agriculture, Hunting, Forestry and Fishing	50	166733	91	99256	85	120316	78	152265	106	327135	135	265549
2	Mining & Quarrying	9	1069	15	5970	18	4640	24	4929	17	4645	19	10341
3	Manufacturing	167	87746	315	153374	334	179278	337	498466	437	362991	499	318128
4	Electricity, Gas and Water	5	1019	10	6618	15	23373	13	30431	11	25274	13	27643
5	Construction	68	100889	101	271477	100	336535	97	268971	152	540758	128	560709
6	Wholesale & Retail Traders and Hotels & Restaurants	0	0	42	41999	44	36419	86	32446	117	69111	139	99683
7	Transport, Storage & Communication	24	17526	74	22765	84	94060	172	135164	220	193706	254	255927
8	Banking, Insurance, Real Estate & Business Services	64	48643	44	221562	54	34176	47	48209	61	40365	55	31008
9	Community, Social & Personal Services	6	553	224	43494	233	129084	91	133925	115	63298	111	81684
10	Activity not adequately defined	0	0	0	0	0	0	5	1799	7	1939	6	1050
<b>Total</b>		<b>393</b>	<b>424178</b>	<b>916</b>	<b>866515</b>	<b>967</b>	<b>957881</b>	<b>950</b>	<b>1306605</b>	<b>1243</b>	<b>1629222</b>	<b>1359</b>	<b>1651722</b>

**17.Number and Memberships of Trade Unions (Workers) according to major divisions of Industries (Related to unions submitted returns)(Continue...)**

		2009		2010		2011		2012		2013	
Sl. No	Name of Industries	Number	Memberships	Number	Memberships	Number	Memberships	Number	Memberships	Number	Memberships
1	2	15	16	17	18	19	20	21	22		
1	Agriculture, Hunting, Forestry and Fishing	156	410331	140	381197	172	943478	152	895474	105	376695
2	Mining & Quarrying	36	9586	26	18873	12	4986	11	5003	9	18322
3	Manufacturing	597	919711	484	895610	507	638258	445	629332	409	497207
4	Electricity, Gas and Water	17	35354	13	32641	9	9325	9	8514	3	5181
5	Construction	151	695765	120	649919	134	1074420	123	1030682	101	607318
6	Wholesale & Retail Traders and Hotels & Restaurants	178	141096	106	125795	104	143239	94	137123	82	125317
7	Transport, Storage & Communication	306	315997	257	407369	263	578867	244	648632	198	460993
8	Banking, Insurance, Real Estate & Business Services	68	172154	42	153374	59	159057	51	152958	31	121876
9	Community, Social & Personal Services	121	115260	90	86135	85	106984	76	103672	95	92723
10	Activity not adequately defined	7	4012	7	31077	6	28330	6	28580	9	11431
<b>Total</b>		<b>1637</b>	<b>2819266</b>	<b>1285</b>	<b>2781990</b>	<b>1351</b>	<b>3686944</b>	1211	3639970	<b>1042</b>	<b>2317063</b>

**LABOUR COMMISSIONERATE**

**CALL CENTRE**

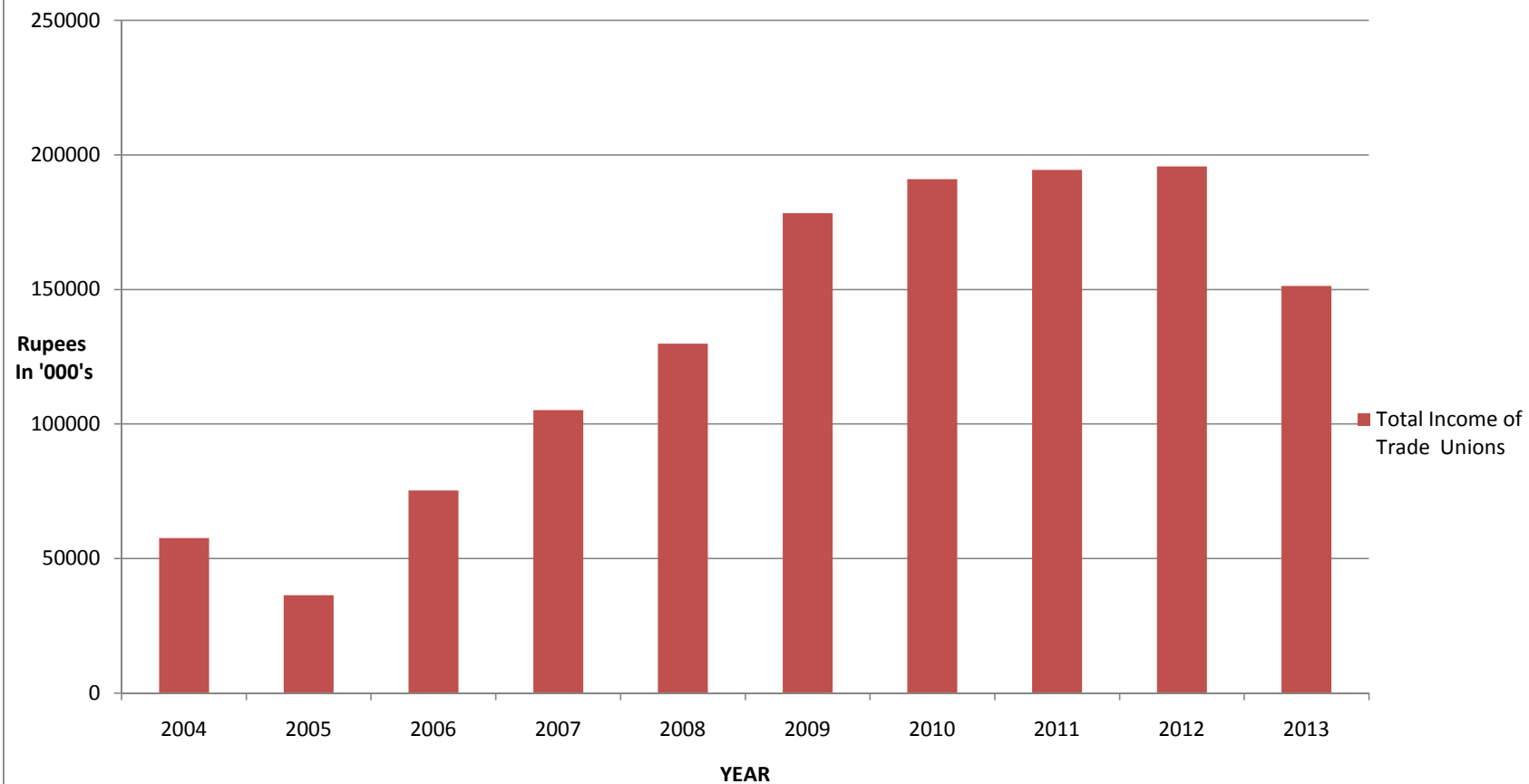
**155214**

**TOLL FREE- 1800 42 55214**

***LABOUR STATISTICS AT A GLANCE 2015***

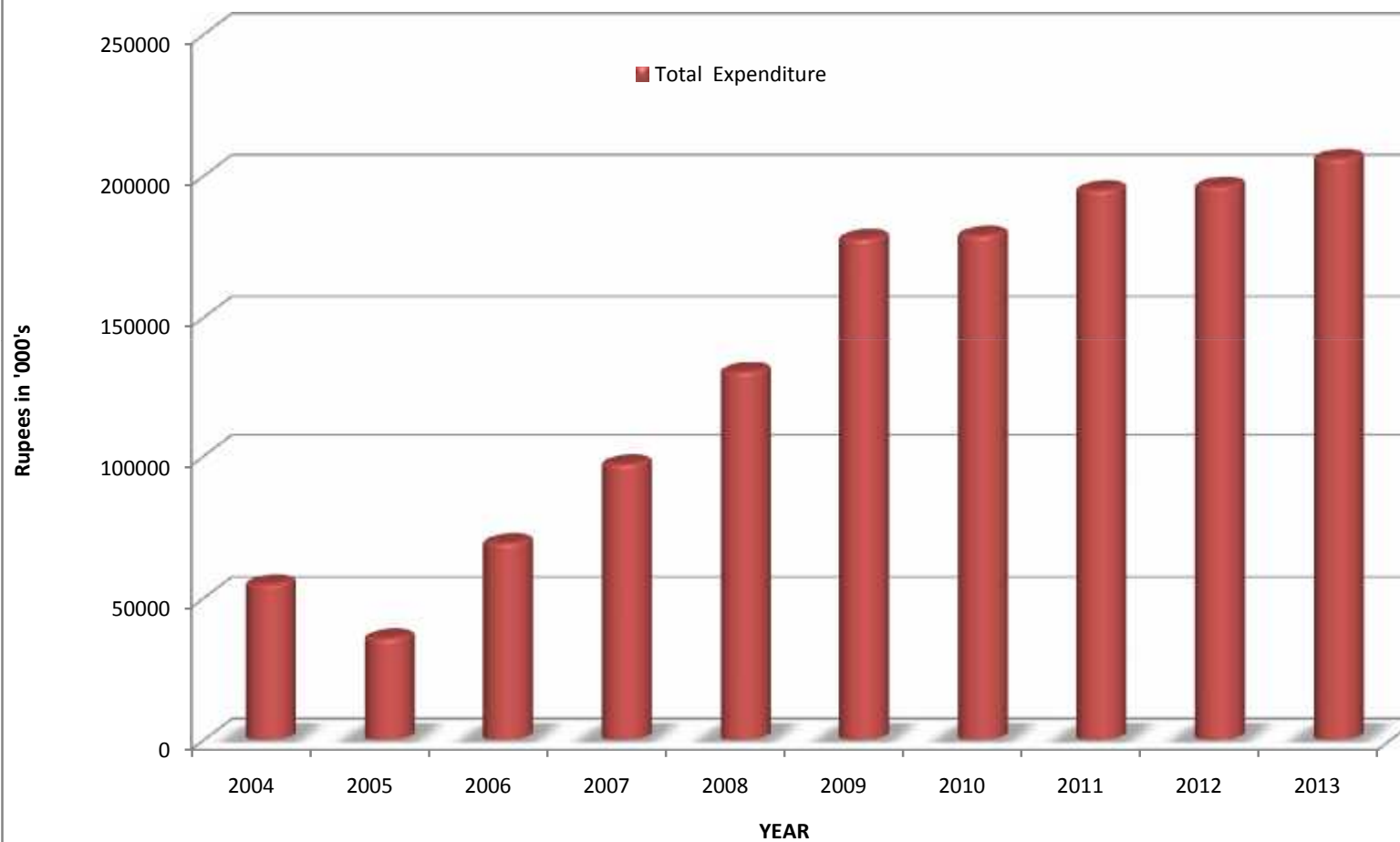


## Total Income of Trade Unions(Unions submitted Returns)

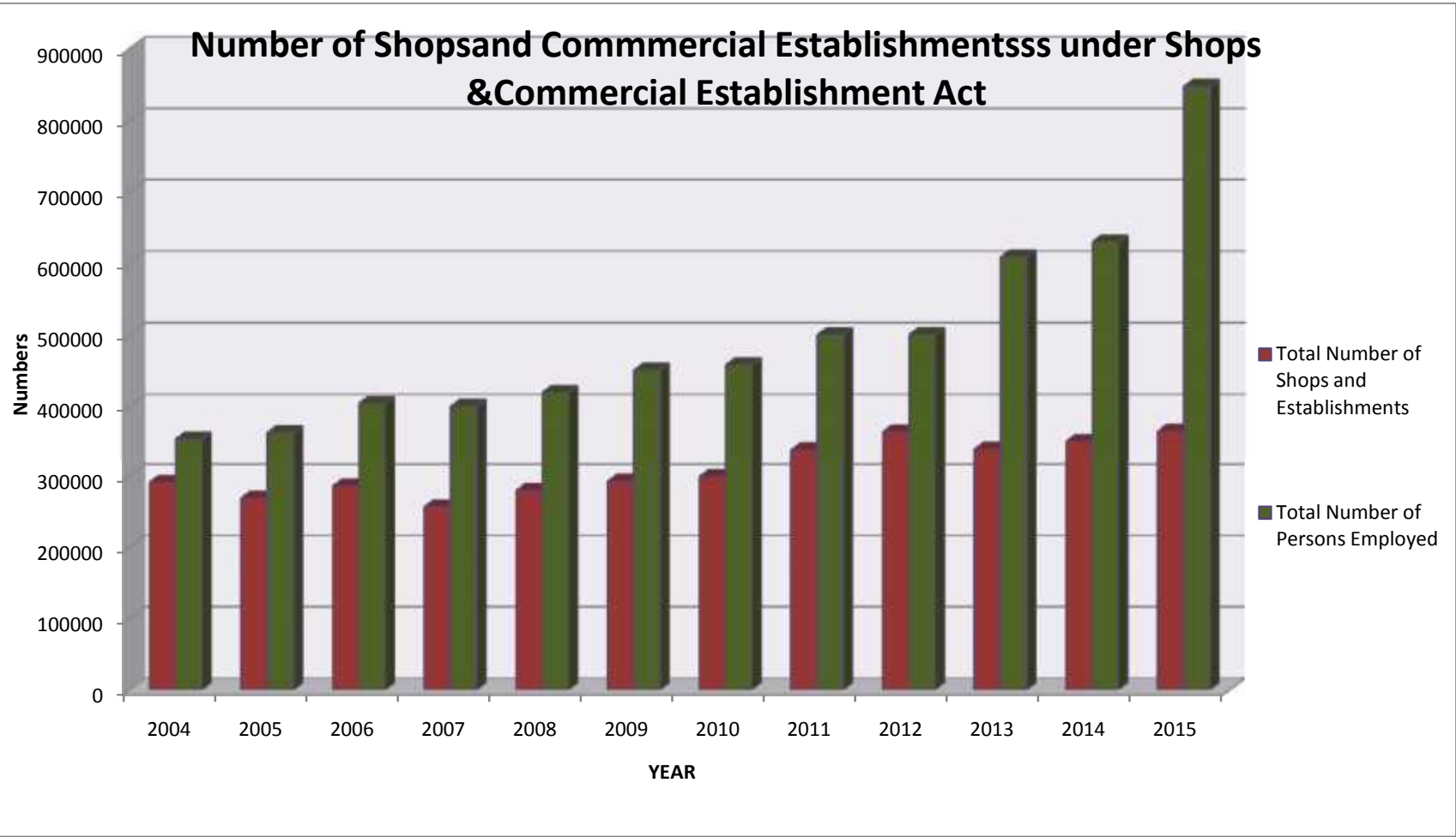


<b>18. Income of Trade Unions (Workers) according to Source (Related to unions submitted returns) (Rs.In 000's)</b>							
<b>Sl. No</b>	<b>Year</b>	<b>Contribution from members</b>	<b>Donations</b>	<b>Sale of periodicals, books,etc</b>	<b>Interest in investments</b>	<b>Income from miscellaneous</b>	<b>Total</b>
<b>1</b>	<b>2</b>	<b>3</b>	<b>4</b>	<b>5</b>	<b>6</b>	<b>7</b>	<b>8</b>
<b>1</b>	<b>2004</b>	22348	10593	414	4636	19642	<b>57633</b>
<b>2</b>	<b>2005</b>	14537	8956	90	1683	11056	<b>36322</b>
<b>3</b>	<b>2006</b>	35510	12789	290	5045	21608	<b>75242</b>
<b>4</b>	<b>2007</b>	54685	19951	383	2905	27215	<b>105139</b>
<b>5</b>	<b>2008</b>	53695	29214	236	8295	38454	<b>129894</b>
<b>6</b>	<b>2009</b>	87354	38463	7967	15967	28656	<b>178407</b>
<b>7</b>	<b>2010</b>	100994	37384	7494	10206	34914	<b>190992</b>
<b>8</b>	<b>2011</b>	112698	34753	8613	8845	29534	<b>194443</b>
<b>9</b>	<b>2012</b>	109256	34651	8058	8846	34957	<b>195768</b>
<b>10</b>	<b>2013</b>	80175	38686	753	4444	27251	<b>151309</b>

## Total Expenditure of Trade Unions(Workers)--Unions Submitted Returns

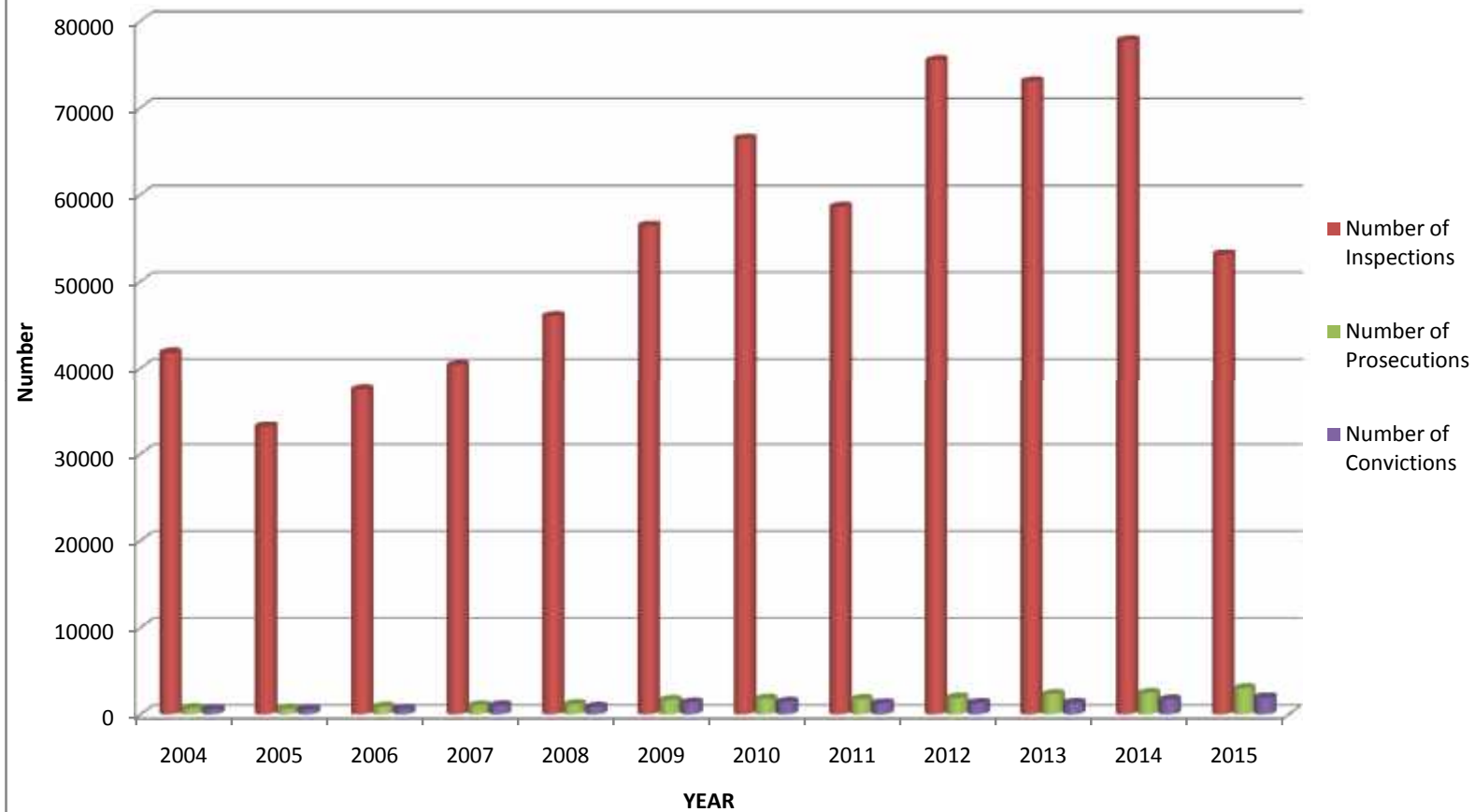


19.Distribution of Expenditure of trade unions (Workers) ( Related to unions submitted returns)											( Rs. In 000's)	
Sl. No	Year	Salaries, allowances & expenses of office bearers	Expenditure of establishment	Audit fees	Legal expenses	Expenditure in conducting trade disputes	Compensation paid to members for loss arising out of trade disputes	Educational, Social & Religious benefits	Funeral, Old age, sickness, unemployment benefits etc.	Cost of publishing periodicals	Other expenses	Total
1	2	3	4	5	6	7	8	9	10	11	12	13
1	2004	8779	19382	194	874	713	1026	801	1394	666	21068	54897
2	2005	9470	0	242	690	1207	376	1858	1741	861	19367	35812
3	2006	7609	26336	416	1601	927	790	1556	1191	1206	27731	69363
4	2007	15343	31690	471	1289	1483	568	2514	2651	1216	39917	97142
5	2008	18326	34206	631	1318	1990	384	3222	1812	941	66849	129679
6	2009	24328	54750	978	3294	7262	1550	3576	4918	6778	70360	177794
7	2010	24073	58438	1042	2938	10740	2920	11041	8012	5861	53924	178989
8	2011	36064	63673	1114	3364	3892	2943	4723	5242	2600	71385	195000
9	2012	36359	61875	1061	3233	3771	2879	4679	5253	2312	74849	196271
10	2013	28051	41591	911	2336	2922	2658	7150	4712	3196	112612	206139



<b>20. Number of Shops and Commercial Establishments under Shops &amp; Commercial Establishments Act</b>											
<b>Sl. No</b>	<b>Year</b>	<b>Shops</b>				<b>Commercial establishments</b>		<b>Cinema theatres, Hotels &amp; Restaurants</b>		<b>Total</b>	
		<b>Total Shops</b>	<b>Run by owner without employees</b>	<b>Run with employees</b>	<b>Number of persons employed</b>	<b>Number</b>	<b>Number of persons employed</b>	<b>Number</b>	<b>Number of persons employed</b>	<b>Number of establishments</b>	<b>Number of persons employed</b>
<b>1</b>	<b>2</b>	<b>3</b>	<b>4</b>	<b>5</b>	<b>6</b>	<b>7</b>	<b>8</b>	<b>9</b>	<b>10</b>	<b>11</b>	<b>12</b>
<b>1</b>	<b>2004</b>	231046	159373	71673	205906	35303	85761	24504	61739	<b>290853</b>	<b>353406</b>
<b>2</b>	<b>2005</b>	206158	131567	74591	214429	35379	86327	27215	61837	<b>268752</b>	<b>362593</b>
<b>3</b>	<b>2006</b>	222270	138237	84033	248672	42326	90780	20949	64012	<b>285545</b>	<b>403464</b>
<b>4</b>	<b>2007</b>	208131	130616	77515	257719	30152	83091	18460	58221	<b>256743</b>	<b>399031</b>
<b>5</b>	<b>2008</b>	224628	120989	103639	255148	36205	104750	18422	58804	<b>279255</b>	<b>418702</b>
<b>6</b>	<b>2009</b>	235051	129622	105429	264909	36967	117589	20420	67391	<b>292438</b>	<b>449889</b>
<b>7</b>	<b>2010</b>	243005	138009	104996	269068	36487	125491	19487	62464	<b>298979</b>	<b>457023</b>
<b>8</b>	<b>2011</b>	274507	141969	132538	288168	43933	140591	19989	70752	<b>338429</b>	<b>499511</b>
<b>9</b>	<b>2012</b>	289667	162220	127447	315128	51489	125461	22614	59031	<b>363770</b>	<b>499620</b>
<b>10</b>	<b>2013</b>	274736	147976	126760	401018	45503	122231	19123	85118	<b>339362</b>	<b>608367</b>
<b>11</b>	<b>2014</b>	283587	154792	128795	412647	49607	151515	17085	65240	<b>350279</b>	<b>629402</b>
<b>12</b>	<b>2015</b>	287598	166869	120729	534917	57907	228330	19235	83680	<b>364740</b>	<b>846927</b>

## Number of Inspections, Prosecutions, Convictions Under Shops and Commercial Establishments Act



<b>21. Statement showing the number of Inspections and prosecutions Shops and Commercial Establishments Act</b>						
<b>Sl. No</b>	<b>Year</b>	<b>No of inspections</b>	<b>Number of prosecutions launched</b>	<b>Cases disposed by Courts</b>		<b>Amount realised as fine in Rs.</b>
				<b>Convicted</b>	<b>Acquitted</b>	
<b>1</b>	<b>2</b>	<b>3</b>	<b>4</b>	<b>5</b>	<b>6</b>	<b>7</b>
<b>1</b>	<b>2004</b>	41796	706	597	36	<b>235570</b>
<b>2</b>	<b>2005</b>	33128	657	596	3	<b>223847</b>
<b>3</b>	<b>2006</b>	37404	844	641	69	<b>326810</b>
<b>4</b>	<b>2007</b>	40351	975	988	12	<b>403710</b>
<b>5</b>	<b>2008</b>	46041	1101	848	34	<b>371220</b>
<b>6</b>	<b>2009</b>	56424	1609	1356	8	<b>855834</b>
<b>7</b>	<b>2010</b>	66450	1737	1433	7	<b>1274625</b>
<b>8</b>	<b>2011</b>	58626	1705	1262	156	<b>826795</b>
<b>9</b>	<b>2012</b>	75450	1866	1308	5	<b>1097228</b>
<b>10</b>	<b>2013</b>	73063	2292	1317	29	<b>1298519</b>
<b>11</b>	<b>2014</b>	77780	2398	1664	14	<b>2034947</b>
<b>12</b>	<b>2015</b>	53135	2963	1919	19	<b>4215509</b>



<b>22.LIST OF PUBLIC INFORMATION OFFICERS AND APPELLATE AUTHORITY IN LABOUR COMMISSIONERATE AND SUBORDINATE OFFICES</b>		
<b>Sl.No.</b>	<b>Office</b>	<b>Authorised Officer</b>
1	<b>Office Of the Labour Commissioner</b>	
	Public Information Officer	Deputy Labour Commissioner(H.Q)& Senior Administrative Officer
	Assistant Public Information Officer	Administrative Assistant
	Appellate Authority	Additional Labour Commissioner (Enforcement)
2	<b>Regional Labour Commissioner Office</b>	
	Public Information Officer	Senior Superintendent
	Appellate Authority	Regional Joint Labour Commissioner
3	<b>Office of the Plantation Chief Inspector</b>	
	Public Information Officer	Administrative Assistant
	Appellate Authority	Chief Inspector of Plantations
4	<b>Plantation Inspector's Office</b>	
	Public Information Officer	PlantationInspector
	Appellate Authority	Chief Inspector of Plantations
5	<b>State Advisory Contract Labour Board, Thiruvananthapuram</b>	
	Public Information Officer	Senior Superintendent
	Appellate Authority	Deputy Labour Commissioner
6	<b>Deputy Labour Commissioner Office(Independent)</b>	
	Public Information Officer	Senior Superintendent
	Appellate Authority	Deputy Labour Commissioner
7	<b>District Labour Office</b>	
	Public Information Officer	Deputy Labour officer (In Kasaragod District Junior Superintendent)
	Assistant Public Information Officer	Junior Superintendent
	Appellate Authority	District Labour Officer(General),(In Kasaragod District Public Information Officer Only)
8	<b>Assistant Labour Office</b>	
	Public Information Officer	Assistant Labour Officer
	Appellate Authority	District Labour Officer(General)
9	<b>Deputy Labour Office(Independent)</b>	
	Public Information Officer	Deputy Labour Officer
	Appellate Authority	District Labour Officer (General)
10	<b>Minimum Wages Advisory Board, Thiruvananthapuram</b>	

23. Motor Transport workers Act- Distribution of Motor Transport undertakings (submitted returns) according to daily hours of work and rest intervals.																
Sl.No	Year	Number of registered Motor Transport undertakings	Number of undertakings submitted returns	Average daily employment	Normal hours of work						Rest intervals					
					Less than 8 hours		8 hours		More than 8 hours		Less than half an hour		Half an hour to one hour		More than one hour	
					A	B	A	B	A	B	A	B	A	B	A	B
1	2	3	4	5	6	7	8	9	10	11	12	13	14	15	16	17
1	2004	7349	1153	4468	0	0	773	2587	380	1881	4	16	764	2868	111	1584
2	2005	7391	152	2667	0	0	150	2442	2	225	0	0	124	2307	25	360
3	2006	6207	135	2551	0	0	135	2551	0	0	0	0	135	2551	0	0
4	2007	6024	13	40	0	0	13	40	0	0	0	0	13	40	0	0
5	2008	5977	262	626	0	0	262	626	0	0	0	0	262	626	0	0
6	2009	5884	55	239	0	0	55	239	0	0	0	0	55	239	0	0
7	2010	6206	129	138	0	0	129	138	0	0	0	0	129	138	0	0
8	2011	6487	442	920	0	0	442	920	0	0	0	0	442	920	0	0
9	2012	7028	0	0	0	0	0	0	0	0	0	0	0	0	0	0
10	2013	7790	0	0	0	0	0	0	0	0	0	0	0	0	0	0
11	2014	8518	0	0	0	0	0	0	0	0	0	0	0	0	0	0
12	2015	9310	0	0	0	0	0	0	0	0	0	0	0	0	0	0

**24.Number of Motor Transport undertakings submitted returns according to number of persons employed**

Sl.No	Employment groups/ Number of workers employing	2004		2005		2006		2007		2008		2009		2010		2011		2012		2013		2014		2015	
		A	B	A	B	A	B	A	B	A	B	A	B	A	B	A	B	A	B	A	B	A	B	A	B
1	2	3	4	5	6	7	8	9	10	11	12	13	14	15	16	17	18	19	20	21	22	23	24	25	26
1	Employing less than 10	1063	3323	134	2239	121	263	13	40	262	626	55	239	129	138	442	920	0	0	0	0	0	0	0	0
2	Employing 10 or more but less than 20	73	701	10	220	9	2063	0	0	0	0	0	0	0	0	0	0	0	0	0	0	0	0	0	0
3	Employing 20 or more but less than 50	21	444	8	208	5	222	0	0	0	0	0	0	0	0	0	0	0	0	0	0	0	0	0	0
4	Employing 50 or more but less than 100	0	0	0	0	0	0	0	0	0	0	0	0	0	0	0	0	0	0	0	0	0	0	0	0
5	Employing 100 or more but less than 200	0	0	0	0	0	0	0	0	0	0	0	0	0	0	0	0	0	0	0	0	0	0	0	0
6	Employing 200 or more but less than 250	0	0	0	0	0	0	0	0	0	0	0	0	0	0	0	0	0	0	0	0	0	0	0	0
7	Employing 250 or more but less than 500	0	0	0	0	0	0	0	0	0	0	0	0	0	0	0	0	0	0	0	0	0	0	0	0
8	Employing 500 or more	0	0	0	0	0	0	0	0	0	0	0	0	0	0	0	0	0	0	0	0	0	0	0	0
<b>Total</b>		<b>1157</b>	<b>4468</b>	<b>152</b>	<b>2667</b>	<b>135</b>	<b>2548</b>	<b>13</b>	<b>40</b>	<b>262</b>	<b>626</b>	<b>55</b>	<b>239</b>	<b>129</b>	<b>138</b>	<b>442</b>	<b>920</b>	<b>0</b>	<b>0</b>	<b>0</b>	<b>0</b>	<b>0</b>	<b>0</b>	<b>0</b>	<b>0</b>

**25. Number of Workers entitled to leave with wages in Motor Transport Undertakings Submitted Returns**

Sl.No	Particulars	2004	2005	2006	2007	2008	2009	2010	2011	2012	2013	2014	2015
1	2	3	4	5	6	7	8	9	10	11	12	13	14
1	Number of workers entitled to annual leave with wages	7901	5669	4236	40	3	24	0	0	0	0	0	0
2	Number of workers granted leave	1170	187	138	40	3	24	0	0	0	0	0	0
3	Number of workers discharged/dismissed from service	41	17	20	0	3	0	0	0	0	0	0	0
4	Number of workers discharged who were paid wages in lieu of leave	21	120	15	0	0	0	0	0	0	0	0	0
5	Amount of wages paid in lieu of leave to workers (in Rs.)	423208	54172	62343	116376	6109	69826	0	0	0	0	0	0

**26.Number of Inspections and Convictions under Motor Transport Act**

<b>Sl.No</b>	<b>Particulars</b>	<b>2004</b>	<b>2005</b>	<b>2006</b>	<b>2007</b>	<b>2008</b>	<b>2009</b>	<b>2010</b>	<b>2011</b>	<b>2012</b>	<b>2013</b>	<b>2014</b>	<b>2015</b>
<b>1</b>	<b>2</b>	<b>3</b>	<b>4</b>	<b>5</b>	<b>6</b>	<b>7</b>	<b>9</b>	<b>10</b>	<b>11</b>	<b>12</b>	<b>13</b>	<b>14</b>	<b>15</b>
<b>1</b>	Number of Inspecting staff	<b>21</b>	20	9	27	124	124	124	124	124	124	124	124
<b>2</b>	Number of inspections	993	279	185	76	4671	2187	2762	2886	4006	3922	3872	4612
<b>3</b>	Number of cases filed	40	23	0	0	92	109	112	91	170	183	257	188
<b>4</b>	Number of cases convicted	33	34	4	0	28	109	86	37	90	90	179	162
<b>5</b>	Number of cases Acquitted	0	0	2	0	0	2	0	27	0	2	28	22
<b>6</b>	Total amount realised as fine	33150	25600	6500	0	35000	119450	99400	81950	142059	104400	218190	203950

**27.Number of Motor Transport undertakings (submitted returns) providing Canteen and Rest Houses**

Sl.No	Particulars	2004	2005	2006	2007	2008	2009	2010	2011	2012	2013	2014	2015
1	2	3	4	5	6	7	8	9	10	11	12	13	14
1	Number of units required to provide Canteens	12	7	5	5	0	0	30	0	0	0	0	0
2	Number of units providing Canteens	8	5	2	2	0	0	0	0	0	30	0	0
3	Number of canteens	8	5	2	2	0	0	0	0	0	30	0	0
4	Number of units required to provide Rest rooms	26	21	12	5	8	8	8	12	12	0	0	0
5	Number of units providing Rest rooms	19	39	37	3	8	8	8	12	12	92	0	0
6	Number of Rest rooms	18	39	37	5	8	8	8	12	12	92	0	0

<b>28. Statement showing the number of inspections and prosecutions under the minimum wages Act 1948</b>								
<b>SI No</b>	<b>Year</b>	<b>Number of inspections</b>	<b>Irregularities</b>		<b>Number of prosecutions launched</b>	<b>Number of Claims</b>	<b>Amount of Compensation Awarded</b>	<b>Amount Recovered as fine Rs.</b>
			<b>Detected</b>	<b>Rectified</b>				
<b>1</b>	<b>2</b>	<b>3</b>	<b>4</b>	<b>5</b>	<b>6</b>	<b>7</b>	<b>8</b>	<b>9</b>
<b>1</b>	<b>2006</b>	27779	47916	22875	728	84	587204	<b>531214</b>
<b>2</b>	<b>2007</b>	28997	57669	19549	864	176	190265	<b>862700</b>
<b>3</b>	<b>2008</b>	30250	63925	21624	1079	133	5777807	<b>976365</b>
<b>4</b>	<b>2009</b>	33516	70321	25096	1454	229	1888072	<b>1350077</b>
<b>5</b>	<b>2010</b>	28729	61625	20561	339	339	1445200	<b>1437880</b>
<b>6</b>	<b>2011</b>	31027	63328	20132	1420	836	450282	<b>1355905</b>
<b>7</b>	<b>2012</b>	35737	73274	26027	1282	1046	1248988	<b>1118130</b>
<b>8</b>	<b>2013</b>	38268	88395	30780	1256	633	4734170	<b>934710</b>
<b>9</b>	<b>2014</b>	39209	73412	29925	1544	537	213764	<b>1413909</b>
<b>10</b>	<b>2015</b>	37370	75321	33297	2115	571	379567	<b>1702210</b>

29. MINIMUM WAGES ACT 1948			
SI No	Name of Scheduled Employments under the MW Act 1948	Whether Minimum Wages has been fixed	Date of Latest revision of Minimum wages
1	2	3	4
1	Employment in the manufacture of Ayurvedic and Allopathic Medicines	Yes	G.O.(Rt)No.1809/2008/LBR., Dated.07/07/2008
2	Employment in manufacture of Aluminium and Tin	Yes	G.O.(Ms).No.117/2011/LBR., Dated 09/08/2011.
3	Employment in Bricks Manufacturing	Yes	G.O.(P).No.127/2011/LBR., Dated19/08/2011
4	Employment in Breweries (Manufacturing of beverages, distillation, and distillation and	Yes	G.O.(Ms).No.66/2013/LBR, Dated,01/06/2013.
5	Employment in Banks	Yes	G O (MS) No.165/09/ LBR., Dated 11/12/2009
6	Employment in Cane and Bamboo Industry	Yes	G.O.(Ms).No.114/2011/LBR., Dated.09/08/2011.
7	Employment in construction of or maintenance of Dams	Yes	G O (P)No.154/2011/ LBR., Dated 12/09/2011
8	Employment in Construction of Roads and Buildings	Yes	G.O.(Rt)No.1505/2003/LBR., Dated.04/06/2003
9	Employment in Drying of Coconut for making Copra	Yes	G O (Rt) No.1312/2010/ LBR., Dated 26/07/2010
10	Employment in Coir Industry	Yes	G O (Rt)1095/2003/ LBR.,Dated 21.04.2003
11	Employment in Cashew Industry	Yes	G.O.(P).No.21/2015/LBR, Dated,21/02/2015
12	Employment in Cinema theatres	Yes	G.O.(Ms)No.139/2010/ LBR dated.15/11/2010.
13	Employment in Computer Software Industry	Yes	G.O.(Ms).No.111/2011/LBR., Dated 09/08/2011.
14	Employment in Chartered Accountant Offices	Yes	G.O.(Ms). No.107/2011/LBR., Dated,09/08/2011
15	Employment in Diamond cutting and Polishing	Yes	G.O.(P)No.152/2011/LBR., Dated.12/09/2011.
16	Employment in Domestic Works	Yes	G.O.(Ms).No.32/2010/LBR., Dated 09/03/2010.
17	Employment in Electric Equipment, Home appliances & Operation of Software System	Yes	G.O.(Ms).No.115/2011/LBR., Dated 09/08/2011.
18	Employment in Electronic Industry	Yes	G.O.(Ms).No.99/2011/LBR., Dated 27/07/2011.
19	Employment in Mechanised Fish catching Industry	Yes	G O (MS) 113/2011/ LBR., Dated 09/08/2011
20	Employment in Fish Peeling and Canning	Yes	G.O.(Ms)No.39/2010/LBR. Dated.15-03-2010
21	Food Processing	Yes	G.O.(P) No.151/2011/LBR, Dated, 12/09/2011



1	2	3	4
22	Employment in Forests	Yes	G.O.(Ms).No.58/2011/LBR., Dated, 26.04.2011
23	Employment in Furniture Industry	Yes	G.O.(Ms).No.24/2011/LBR., Dated 18/02/2011.
24	Employment in Food processing	Yes	G.O.(Ms).No.117/2011/LBR., Dated 09/08/2011.
25	Employment in manufacture of Gold and Silver Ornaments.	Yes	G.O.(Ms).No.134/2009/LBR., Dated 07/10/2009.
26	Employment in Handloom Industry(Monthly)	Yes	G.O.(Ms)No.111/2010/LBR., Dated 13.09.2010
27	Employment in Handloom Industry	Yes	G.O.(MS) No.165/2009/LBR, Dated, 11/12/2009
28	Employment in Hill produce Industry	Yes	G.O.(Rt).No.2512/2008/LBR., Dated 23/09/2008
29	Employment in handling and care of Elephants	Yes	G O (Rt) No.772/2009/ LBR., Dated 09/06/2009
30	Employment in Hosiery manufacturing	Yes	G.O.(P).No.153/2011/LBR.,Dated 12/09/2011.
31	Employment in Handicrafts	Yes	G.O.(Ms).No.70/2011/LBR., Dated 22/06/2011.
32	Employment in Hostels	Yes	G.O.(Ms).No.167/2009/LBR., Dated 15/12/2009.
33	Employment in Ice factories	Yes	G.O.(MS)No.161/2010/LBR., Dated 18/12/2010.
34	Employment in Khadi Industry	Yes	G.O.(Ms).No.05/2010/LBR., Dated 08/01/2010.
35	Employment in Local Authority	Yes	G O (RT)1505/03/ LBR DT 04/06/03
36	Employment in Lac manufacturing	No.	
37	Employment in Liquor Trading	Yes	G O (Ms.)No. 57/2011/ LBR .,Dated 26/04/2011
38	Employment in Light Motor Vehicles	Yes	G O (RT) 1379/2008/ LBR., Dated, 21/05/2008
39	Employment in L.P. Gas	Yes	G.O.(R.T) No.704/2009/LBR Dated,27/05/2009
40	Employment in Pharmacists in Medical Shops	Yes	G.O.(Ms)No.133/2010/LBR., Dated.06-11-2010
41	Employment in Match Industry	Yes	G O (P) No.125/2011/LBR, Dated 19/08/2011
42	Employment in Marble and Granite	Yes	G.O.(MS).No.89/2011/LBR., Dated 07/07/2011.
43	Employment in Mica Works	No.	
44	Employment in Minor Engineering	Yes	G O (MS) 175/09/ LBR., Dated, 16/12/2009
45	Employment in Minor Ports	Yes	G O (MS) No.63/2011/ LBR, Dated, 03/05/2011
46	Employment in motion picture and Tele films	Yes	G.O.(Ms).No.123/2011/LBR., Dated.17/08/2011.

1	2	3	4
47	Employment in Oil mills	Yes	G O (RT)2697/2008/ LBR., Dated20/10/08
48	Employment in Oil Palm cultivation	Yes	G.O.(P)No.41/2008/LBR., Dated.28/02/2008
49	Employment in Plantations	Yes	G.O(Ms)No.15/2014/LBR., Dated.05/02/2014
50	Employment in Printing Press	Yes	G.O.(Ms).No. 95/2010/LBR., Dated 10/08/2010
51	Employment in Powerlooms	Yes	G.O.(P).No.126/2011/LBR, Dated, 19/08/2011
52	Employment in Petrol pump	Yes	G.O.(Ms).No.72/2011/LBR., Dated 22/06/2011.
53	Employment in private education Institution (Non teaching)	Yes	G.O.(P)No155/2011/LBR., Dated.12/09/2011.
54	Employment in Plastic Industry	Yes	G.O.(Ms).No.116/2011/LBR., Dated 09/08/2011.
55	Employment in Private Hospitals/ Dispensaries/ Pharmacies etc	Yes	G O (Ms.) No.135/2013/ LBR Dated 05/11/2013
56	Employment in PrivateTemples	Yes	G.O.(M.S) No.109/2011/LBR, Dated, 09/08/2011
57	Employment in Public Motor Transports	No.	
58	Employment in Block Rubber Factories	Yes	G.O.(Ms.).No.177/2009/LBR.,Dated,28/12/2009
59	Employment Rubber crape Mills	Yes	G O (MS) 136/2009/ LBR., Dated 09/10/2009
60	Employment in Readymade Garments	Yes	G.O.(Ms).No.132/2010/LBR., Dated 06/11/2010.
61	Employment in Rice Mill/Dhall MillFlour Mill	Yes	.G.O.(Ms)No.25/2010/LBR., Dated.24-02-2010
62	Employment in Rubber Products	Yes	G O (MS) 136/2010/ LBR, Dated 08/11/2010
63	Employment in Security services	Yes	G.O.(Ms).No.80/2010/LBR., Dated 24/07/2010.
64	Employment in Shops and Commercial Establishments	Yes	G.O.(Ms).No.100/2009/LBR, Dated 23/07/2009
65	Employment in Screen Printing	Yes	G.O.(Ms).No.59/2011/LBR., Dated 26/04/2011.
66	Employment in Star Hotels	Yes	G.O.(Ms).No.180/2011/LBR., Dated 13/12/2011.
67	Employment in Sale promotion of Pharmaceutical products	Yes	G.O. (RT) No. 703/2009/LBR DT 27/05/2009
68	Employment in Sweeping and cleaning	Yes	G.O.(Ms).No.48/2010/LBR., Dated 19/04/2010.
69	Employment in Stone Breaking and Crushing	Yes	G.O.(Ms).No.87/2010/LBR, Dated,04/08/2010.
70	Employment in Salt Pan	No.	

1	2	3	4
71	Employment in manufacture of soap	Yes	G.O.(Ms).No.110/2011/LBR., Dated 09/08/2011.
72	Employment in Collection of Sands	Yes	G.O.(Ms).No.81/2011/LBR., Dated 01/07/2011.
73	Employment in Tobacco and Beedi Manufacturing	Yes	G.O.(Ms)No.134/2010/LBR dated.06/11/2010.
74	Employment in Tanneries and Leather Manufacturing	Yes	G.O.(Ms).No.112/2011/LBR, Dated,09/08/2011.
75	Employment in Toddy Tapping	Yes	Revised G.O.(RT)No.586/2010/LBR. dated.30.03.2010
76	Employment in Timber & Plywood Industry	Yes	G.O.(P) No.19/2015/LBR, Dated 16/02/2015
77	Employment in Tile manufacturing Industry	Yes	G.O(MS)No.16/2014/LBR dated.06/02/2014
78	Employment in Tree Climbing	Yes	G.O.(Ms).No.87/2011/LBR., Dated 06/07/2011.
79	Employment in Timber cutting, clearing felling and transporting of logs	Yes	GO (Ms) No.95/2011/LBR., Dated 22.07.2011
80	Employment in manufacture of umbrellas	Yes	G.O.(Ms) No.12/2010/LBR., Dated.30-01-2010
81	Employment in manufacture of wirecut Bricks	No.	
82	Employment in Water Boat Transport	Yes	G.O.(Ms) No.108/2011/LBR., Dated.09/08/2011
83	Employment in any woollen Carpets making Shawl weaving Establishments	No.	
	<b>PART 2</b>		
84	Employment in Agriculture	Yes	G O (Ms) 106/09/ LBR., Dated,10/08/2009

30. Number of cases and amount paid under Workmen Compensation Act							
Year	Industry	Number of cases of injuries for which final compensation sanctioned			Amount of Compensation paid (Rs)		
		Death	Permanent Disablement	Temporary Disablement	Death	Permanent Disablement	Temporary Disablement
1	2	3	4	5	6	7	8
2004	Factories	20	54	17	3879719	833855	1503899
	Plantation	32	34	22	3632744	713025	1657634
	Building Construction	12	13	26	3375532	1390076	1400439
	Others	43	40	29	6947278	2795187	2861579
	<b>Total</b>	<b>107</b>	<b>141</b>	<b>94</b>	<b>17835273</b>	<b>5732143</b>	<b>7423551</b>
2005	Factories	14	54	15	2919784	572711	631933
	Plantation	17	33	37	2546769	1584024	459549
	Building Construction	11	12	32	2791895	1561847	1002195
	Others	51	43	47	9555289	2492021	1827955
	<b>Total</b>	<b>93</b>	<b>142</b>	<b>131</b>	<b>17813737</b>	<b>6210603</b>	<b>3921632</b>
2006	Factories	5	47	10	2519316	807643	1027796
	Plantation	23	18	83	7840005	1018962	5397646
	Building Construction	6	5	14	2415786	1144022	541395
	Others	24	30	42	3850708	2997085	2503184
	<b>Total</b>	<b>58</b>	<b>100</b>	<b>149</b>	<b>16625815</b>	<b>5967712</b>	<b>9470021</b>
2007	Factories	13	8	2	2469730	395140	128566
	Plantation	8	10	45	2418417	499222	2773464
	Building Construction	22	5	14	1932266	386676	1213171
	Others	132	23	26	12094325	4095119	1906266
	<b>Total</b>	<b>175</b>	<b>46</b>	<b>87</b>	<b>18914738</b>	<b>5376157</b>	<b>6021467</b>
2008	Factories	14	60	5	4885891	10023269	326728
	Plantation	8	64	17	1868217	8843779	1738551
	Building Construction	13	36	16	5119419	6249324	770839
	Others	35	112	60	14918258	6952019	7228381
	<b>Total</b>	<b>70</b>	<b>272</b>	<b>98</b>	<b>26791785</b>	<b>32068391</b>	<b>10064499</b>

1	2	3	4	5	6	7	8
<b>2009</b>	Factories	14	17	5	7685041	2765035	24318
	Plantation	6	2	10	2819654	544966	336609
	Building Construction	21	1	1	4414551	251904	81420
	Others	58	107	89	20746741	9177893	6378652
	<b>Total</b>	<b>99</b>	<b>127</b>	<b>105</b>	<b>35665987</b>	<b>12739798</b>	<b>6820999</b>
<b>2010</b>	Factories	24	22	12	7321205	3134727	195485
	Plantation	22	11	29	6770641	2464546	2451790
	Building Construction	30	9	7	5756663	760917	360288
	Others	115	42	33	45324780	11668792	3732523
	<b>Total</b>	<b>191</b>	<b>84</b>	<b>81</b>	<b>65173289</b>	<b>18028982</b>	<b>6740086</b>
<b>2011</b>	Factories	23	15	12	5389020	2097259	536074
	Plantation	13	9	51	2164927	405088	1024687
	Building Construction	31	9	13	8204494	331063	552136
	Others	160	210	64	60162268	30782002	5546793
	<b>Total</b>	<b>227</b>	<b>243</b>	<b>140</b>	<b>75920709</b>	<b>33615412</b>	<b>7659690</b>
<b>2012</b>	Factories	14	4	6	3938539	1765702	583972
	Plantation	17	6	17	4606917	531747	45574
	Building Construction	38	14	31	17538772	25081869	578469
	Others	343	218	82	80528077	42083036	2162559
	<b>Total</b>	<b>412</b>	<b>242</b>	<b>136</b>	<b>106612305</b>	<b>69462354</b>	<b>3370574</b>
<b>2013</b>	Factories	12	4	11	4676512	706869	273032
	Plantation	11	3	36	5367215	561544	1003467
	Building Construction	45	10	22	12225708	2699402	2055042
	Others	197	80	157	52832014	15193118	8248946
	<b>Total</b>	<b>265</b>	<b>97</b>	<b>226</b>	<b>75101449</b>	<b>19160933</b>	<b>11580487</b>
<b>2014</b>	Factories	6	3	4	2875796	1139285	9089
	Plantation	2	2	89	924856	204266	4502938
	Building Construction	6	3	5	2731835	637786	555949
	Others	100	74	24	35878321	12620999	1982597
	<b>Total</b>	<b>114</b>	<b>82</b>	<b>122</b>	<b>42410808</b>	<b>14602336</b>	<b>7050573</b>

<b>31. Number of Plantations and Workers employed therein</b>									
<b>Sl.No</b>	<b>Particulars</b>	<b>Tea</b>	<b>Coffee</b>	<b>Rubber</b>	<b>Cardamom</b>	<b>Cocoa</b>	<b>Oil Palm</b>	<b>Others</b>	<b>TOTAL</b>
<b>1</b>	<b>2</b>	<b>3</b>	<b>4</b>	<b>5</b>	<b>6</b>	<b>7</b>	<b>8</b>	<b>9</b>	<b>10</b>
<b>2004</b>									
<b>1</b>	Number of Plantations working	80	149	174	128	1	4	0	<b>536</b>
<b>2</b>	Number of plantations submitted returns	69	91	120	115	1	4	0	<b>400</b>
<b>3</b>	Average daily employment (Submitted returns)	34511	2900	18717	2117	12	983	0	<b>59240</b>
<b>4</b>	Number of Plantations not submitted returns	11	58	54	13	0	0	0	<b>136</b>
<b>5</b>	Estimated daily employment in plantations not submitted returns	12249	460	3200	115	0	0	0	<b>16024</b>
<b>6</b>	Total estimated average daily employment	46760	3360	21917	2232	12	983	0	<b>75264</b>
<b>2005</b>									
<b>1</b>	Number of Plantations working	80	150	174	129	1	4	0	<b>538</b>
<b>2</b>	Number of plantations submitted returns	69	92	120	116	1	4	0	<b>402</b>
<b>3</b>	Average daily employment (Submitted returns)	34511	2950	18717	2127	12	983	0	<b>59300</b>
<b>4</b>	Number of Plantations not submitted returns	11	58	54	13	0	0	0	<b>136</b>
<b>5</b>	Estimated daily employment in plantations not submitted returns	12249	460	3200	115	0	0	0	<b>16024</b>
<b>6</b>	Total estimated average daily employment	46760	3410	21917	2242	12	983	0	<b>75324</b>
<b>2006</b>									
<b>1</b>	Number of plantations working	82	150	174	130	1	4	0	<b>541</b>
<b>2</b>	Number of Plantations submitted returns	69	92	120	117	1	4	0	<b>403</b>
<b>3</b>	Average daily employment (Submitted returns)	34511	2950	18717	2145	12	983	0	<b>59318</b>
<b>4</b>	Number of Plantations not submitted returns	13	58	54	13	0	0	0	<b>138</b>
<b>5</b>	Estimated daily employment in plantations not submitted returns	12249	460	3200	115	0	0	0	<b>16024</b>
<b>6</b>	Total estimated average daily employment	46760	3410	21917	2260	12	983	0	<b>75342</b>

Sl.No	Particulars	Tea	Coffee	Rubber	Cardamom	Cocoa	Oil Palm	Others	TOTAL
1	2	3	4	5	6	7	8	9	10
<b>2007</b>									
1	Number of plantations working	83	159	217	134	0	4	24	621
2	Number of Plantations submitted returns	68	84	118	76	0	4	24	374
3	Average daily employment (Submitted returns)	38918	1627	10121	1523	0	701	1192	54082
4	Number of Plantations not submitted returns	15	75	99	56	0	0	0	245
5	Estimated daily employment in plantations not submitted returns	12842	753	5860	560	0	0	0	20015
6	Total estimated average daily employment	51760	2380	15981	2083	0	701	1192	74097
<b>2008</b>									
1	Number of plantations working	86	161	220	130	0	4	25	626
2	Number of Plantations submitted returns	68	85	120	75	0	4	20	372
3	Average daily employment (Submitted returns)	38913	1628	10127	1515	0	688	1172	54043
4	Number of Plantations not submitted returns	18	76	100	55	0	0	5	254
5	Estimated daily employment in plantations not submitted returns	12845	760	5862	568	0	0	31	20066
6	Total estimated average daily employment	51758	2388	15989	2083	0	688	1203	74109
<b>2009</b>									
1	Number of plantations working	86	160	220	130	0	4	28	628
2	Number of Plantations submitted returns	70	84	122	76	0	4	22	378
3	Average daily employment (Submitted returns)	39113	1591	10169	1562	0	687	1197	54319
4	Number of Plantations not submitted returns	16	76	98	54	0	0	6	250
5	Estimated daily employment in plantations not submitted returns	12640	759	5851	558	0	0	37	19845
6	Total estimated average daily employment	51753	2350	16020	2120	0	687	1234	74164

Sl.No	Particulars	Tea	Coffee	Rubber	Cardamom	Cocoa	Oil Palm	Others	TOTAL
1	2	3	4	5	6	7	8	9	10
<b>2010</b>									
1	Number of plantations working	95	160	254	128	0	4	31	<b>672</b>
2	Number of Plantations submitted returns	77	85	167	75	0	4	26	<b>434</b>
3	Average daily employment (Submitted returns)	39938	1612	10214	1552	0	686	1235	<b>55237</b>
4	Number of Plantations not submitted returns	18	75	87	53	0	0	5	<b>238</b>
5	Estimated daily employment in plantations not submitted returns	13260	744	5738	551	0	0	34	<b>20327</b>
6	Total estimated average daily employment	53198	2356	15952	2103	0	686	1269	<b>75564</b>
<b>2011</b>									
1	Number of plantations working	90	160	262	130	0	3	27	<b>672</b>
2	Number of Plantations submitted returns	62	69	109	18	0	3	26	<b>287</b>
3	Average daily employment (Submitted returns)	30122	1215	10825	828	0	623	1833	<b>45446</b>
4	Number of Plantations not submitted returns	28	91	153	112	0	0	1	<b>385</b>
5	Estimated daily employment in plantations not submitted returns	7596	806	9382	447	0	0	360	<b>18591</b>
6	Total estimated average daily employment	37718	2021	20207	1275	0	623	2193	<b>64037</b>
<b>2012</b>									
1	Number of plantations working	90	160	264	131	0	3	27	<b>675</b>
2	Number of Plantations submitted returns	63	72	100	13	0	3	20	<b>271</b>
3	Average daily employment (Submitted returns)	29137	1472	8935	526	0	623	3067	<b>43760</b>
4	Number of Plantations not submitted returns	27	88	164	118	0	0	7	<b>404</b>
5	Estimated daily employment in plantations not submitted returns	18161	1416	6620	3016	0	0	8208	<b>37421</b>
6	Total estimated average daily employment	47298	2888	15555	3542	0	623	11275	<b>81181</b>



Sl.No	Particulars	Tea	Coffee	Rubber	Cardamom	Cocoa	Oil Palm	Others	TOTAL
1	2	3	4	5	6	7	8	9	10
<b>2013</b>									
1	Number of plantations working	88	160	264	131	0	3	27	673
2	Number of Plantations submitted returns	56	48	96	10	0	3	14	227
3	Average daily employment (Submitted returns)	235531	1083	10270	722	0	558	2250	38414
4	Number of Plantations not submitted returns	67	122	169	121	0	0	17	496
5	Estimated daily employment in plantations not submitted returns	23767	1805	5285	2820	0	0	9025	42702
6	Total estimated average daily employment	47298	2888	15555	3542	0	558	11275	81116
<b>2014</b>									
1	Number of plantations working	84	150	264	119	0	3	27	647
2	Number of Plantations submitted returns	52	48	98	13	0	3	17	231
3	Average daily employment (Submitted returns)	24375	558	9138	505	0	581	3998	39155
4	Number of Plantations not submitted returns	71	122	169	118	0	0	14	494
5	Estimated daily employment in plantations not submitted returns	27951	1810	4049	2750	0	0	1431	37991
6	Total estimated average daily employment	52326	2368	13187	3255	0	581	5429	77146

32. Number of plantations submitted returns according to size									
Sl.No	Particulars	Tea	Coffee	Rubber	Cardamom	Cocoa	Oil Palm	Others	Total
1	2	3	4	5	6	7	8	9	10
<b>2004</b>									
1	Less than 5 hectares	0	0	5	5	0	0	0	10
2	5 to 10 hectares	1	10	20	24	0	0	0	55
3	10 to 25 hectares	1	27	20	30	0	0	0	78
4	25 to 50 hectares	4	12	12	19	0	0	0	47
5	50 to 100 hectares	7	33	23	23	0	1	0	87
6	100 to 200 hectares	7	7	21	10	1	0	0	46
7	200 to 500 hectares	43	2	12	2	0	0	0	59
8	500 and above	6	0	7	2	0	3	0	18
<b>Total</b>		<b>69</b>	<b>91</b>	<b>120</b>	<b>115</b>	<b>1</b>	<b>4</b>	<b>0</b>	<b>400</b>
<b>2005</b>									
1	Less than 5 hectares	0	0	5	5	0	0	0	10
2	5 to 10 hectares	1	10	20	24	0	0	0	55
3	10 to 25 hectares	1	28	20	31	0	0	0	80
4	25 to 50 hectares	4	12	12	19	0	0	0	47
5	50 to 100 hectares	7	33	23	23	0	1	0	87
6	100 to 200 hectares	7	7	21	10	1	0	0	46
7	200 to 500 hectares	43	2	12	2	0	0	0	59
8	500 and above	6	0	7	2	0	3	0	18
<b>Total</b>		<b>69</b>	<b>92</b>	<b>120</b>	<b>116</b>	<b>1</b>	<b>4</b>	<b>0</b>	<b>402</b>
<b>2006</b>									
1	Less than 5 hectares	0	0	5	5	0	0	0	10
2	5 to 10 hectares	1	10	20	24	0	0	0	55
3	10 to 25 hectares	1	28	20	31	0	0	0	80
4	25 to 50 hectares	4	12	12	19	0	0	0	47
5	50 to 100 hectares	7	33	23	24	0	1	0	88
6	100 to 200 hectares	7	7	21	10	0	1	0	46
7	200 to 500 hectares	43	2	12	2	0	0	0	59
8	500 and above	6	0	7	2	0	3	0	18
<b>Total</b>		<b>69</b>	<b>92</b>	<b>120</b>	<b>117</b>	<b>0</b>	<b>5</b>	<b>0</b>	<b>403</b>

Sl.No	Particulars	Tea	Coffee	Rubber	Cardamom	Cocoa	Oil Palm	Others	Total
1	2	3	4	5	6	7	8	9	10
<b>2007</b>									
1	Less than 5 hectares	0	0	3	0	0	0	0	3
2	5 to 10 hectares	0	6	20	20	0	0	0	46
3	10 to 25 hectares	1	26	20	20	0	0	10	77
4	25 to 50 hectares	4	10	12	10	0	0	2	38
5	50 to 100 hectares	7	33	23	20	0	1	5	89
6	100 to 200 hectares	7	7	21	4	0	0	7	46
7	200 to 500 hectares	43	2	12	2	0	3	0	62
8	500 and above	6	0	7	2	0	0	0	15
<b>Total</b>		<b>68</b>	<b>84</b>	<b>118</b>	<b>78</b>	<b>0</b>	<b>4</b>	<b>24</b>	<b>376</b>
<b>2008</b>									
1	Less than 5 hectares	0	0	3	0	0	0	0	3
2	5 to 10 hectares	0	7	20	19	0	0	0	46
3	10 to 25 hectares	1	26	22	20	0	0	8	77
4	25 to 50 hectares	4	10	12	8	0	0	2	36
5	50 to 100 hectares	7	33	23	20	0	0	4	87
6	100 to 200 hectares	7	7	21	4	0	1	6	46
7	200 to 500 hectares	43	2	12	2	0	2	0	61
8	500 and above	6	0	7	2	0	1	0	16
<b>Total</b>		<b>68</b>	<b>85</b>	<b>120</b>	<b>75</b>	<b>0</b>	<b>4</b>	<b>20</b>	<b>372</b>
<b>2009</b>									
1	Less than 5 hectares	0	0	3	0	0	0	0	3
2	5 to 10 hectares	0	7	20	19	0	0	0	46
3	10 to 25 hectares	1	25	24	21	0	0	10	81
4	25 to 50 hectares	4	10	12	8	0	0	2	36
5	50 to 100 hectares	9	33	23	20	0	0	4	89
6	100 to 200 hectares	7	7	21	4	0	1	6	46
7	200 to 500 hectares	34	2	12	2	0	2	0	52
8	500 and above	15	0	7	2	0	1	0	25
<b>Total</b>		<b>70</b>	<b>84</b>	<b>122</b>	<b>76</b>	<b>0</b>	<b>4</b>	<b>22</b>	<b>378</b>

Sl.No	Particulars	Tea	Coffee	Rubber	Cardamom	Cocoa	Oil Palm	Others	Total
1	2	3	4	5	6	7	8	9	10
<b>2010</b>									
1	Less than 5 hectares	0	0	3	0	0	0	0	3
2	5 to 10 hectares	2	7	50	19	0	0	2	80
3	10 to 25 hectares	4	26	35	20	0	0	12	97
4	25 to 50 hectares	6	10	16	8	0	0	2	42
5	50 to 100 hectares	9	33	23	20	0	0	4	89
6	100 to 200 hectares	7	7	21	4	0	1	6	46
7	200 to 500 hectares	34	2	12	2	0	2	0	52
8	500 and above	15	0	7	2	0	1	0	25
<b>Total</b>		<b>77</b>	<b>85</b>	<b>167</b>	<b>75</b>	<b>0</b>	<b>4</b>	<b>26</b>	<b>434</b>
<b>2011</b>									
1	Less than 5 hectares	0	0	3	0	0	0	0	3
2	5 to 10 hectares	2	5	26	3	0	0	2	38
3	10 to 25 hectares	3	2	30	6	0	0	8	49
4	25 to 50 hectares	4	18	21	2	0	0	4	49
5	50 to 100 hectares	5	8	16	2	0	0	6	37
6	100 to 200 hectares	8	24	12	2	0	0	6	52
7	200 to 500 hectares	6	6	1	0	0	0	0	13
8	500 and above	34	6	0	3	0	3	0	46
<b>Total</b>		<b>62</b>	<b>69</b>	<b>109</b>	<b>18</b>	<b>0</b>	<b>3</b>	<b>26</b>	<b>287</b>
<b>2012</b>									
1	Less than 5 hectares	0	9	0	0	0	0	0	9
2	5 to 10 hectares	2	15	2	3	0	0	2	24
3	10 to 25 hectares	4	18	16	4	0	0	4	46
4	25 to 50 hectares	3	9	9	3	0	0	5	29
5	50 to 100 hectares	5	9	16	2	0	0	1	33
6	100 to 200 hectares	7	7	13	0	0	0	1	28
7	200 to 500 hectares	23	5	25	1	0	0	4	58
8	500 and above	19	0	19	0	0	3	3	44
<b>Total</b>		<b>63</b>	<b>72</b>	<b>100</b>	<b>13</b>	<b>0</b>	<b>3</b>	<b>20</b>	<b>271</b>

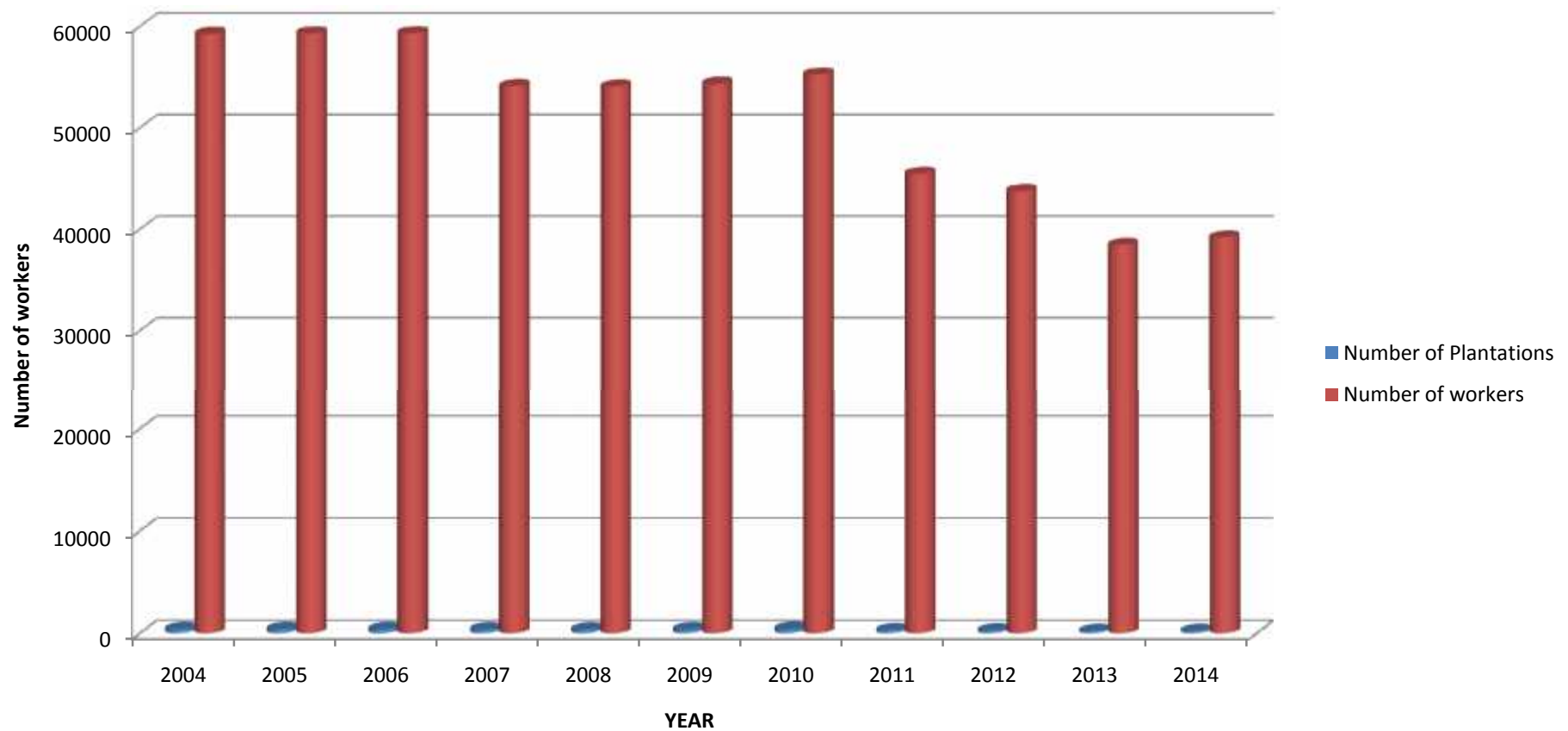
Sl.No	Particulars	Tea	Coffee	Rubber	Cardamom	Cocoa	Oil Palm	Others	Total
1	2	3	4	5	6	7	8	9	10
<b>2013</b>									
1	Less than 5 hectares	0	0	0	0	0	0	0	0
2	5 to 10 hectares	2	13	10	0	0	0	1	26
3	10 to 25 hectares	3	16	21	2	0	0	2	44
4	25 to 50 hectares	3	2	18	4	0	0	2	29
5	50 to 100 hectares	4	8	14	0	0	0	0	26
6	100 to 200 hectares	6	7	7	2	0	0	1	23
7	200 to 500 hectares	20	2	16	1	0	2	5	46
8	500 and above	18	0	10	1	0	1	3	33
<b>Total</b>		<b>56</b>	<b>48</b>	<b>96</b>	<b>10</b>	<b>0</b>	<b>3</b>	<b>14</b>	<b>227</b>
<b>2014</b>									
1	Less than 5 hectares	0	0	0	0	0	0	0	0
2	5 to 10 hectares	2	5	5	0	0	0	0	12
3	10 to 25 hectares	3	15	24	3	0	0	0	45
4	25 to 50 hectares	1	9	12	3	0	0	1	26
5	50 to 100 hectares	2	5	12	0	0	0	1	20
6	100 to 200 hectares	6	7	13	1	0	0	2	29
7	200 to 500 hectares	20	7	13	5	0	2	8	55
8	500 and above	18	0	19	1	0	1	5	44
<b>Total</b>		<b>52</b>	<b>48</b>	<b>98</b>	<b>13</b>	<b>0</b>	<b>3</b>	<b>17</b>	<b>231</b>

<b>33.Distribution of Plantations submitted returns according to number of days worked</b>															
Sl.No.	Year	<60		60-119		120-179		180-239		240-299		300 and above		Total	
		A	B	A	B	A	B	A	B	A	B	A	B	A	B
1	2	3	4	5	6	7	8	9	10	11	12	13	14	15	16
1	<b>2004</b>	0	0	0	0	0	0	15	660	385	58580	0	0	<b>400</b>	<b>59240</b>
2	<b>2005</b>	0	0	0	0	0	0	16	670	386	58630	0	0	<b>402</b>	<b>59300</b>
3	<b>2006</b>	0	0	0	0	0	0	17	687	386	58631	0	0	<b>403</b>	<b>59318</b>
4	<b>2007</b>	0	0	0	0	0	0	0	0	352	52890	24	24	<b>376</b>	<b>54082</b>
5	<b>2008</b>	0	0	0	0	0	0	0	0	352	52871	20	20	<b>372</b>	<b>54043</b>
6	<b>2009</b>	0	0	0	0	0	0	0	0	356	53122	22	22	<b>378</b>	<b>54319</b>
7	<b>2010</b>	0	0	0	0	0	0	0	0	434	55237	0	0	<b>434</b>	<b>55237</b>
8	<b>2011</b>	0	0	0	0	0	0	0	0	149	32165	138	13281	<b>287</b>	<b>45446</b>
9	<b>2012</b>	0	0	0	0	0	0	0	0	148	31135	123	12625	<b>271</b>	<b>43760</b>
10	<b>2013</b>	0	0	0	0	0	0	0	0	114	25336	113	13078	<b>227</b>	<b>38414</b>
11	<b>2014</b>	0	0	0	0	0	0	0	0	0	0	231	39155	<b>231</b>	<b>39155</b>

A- Number of Plantations

B- Average daily Number of Workers

## Number of workers in Plantations Submitted Returns

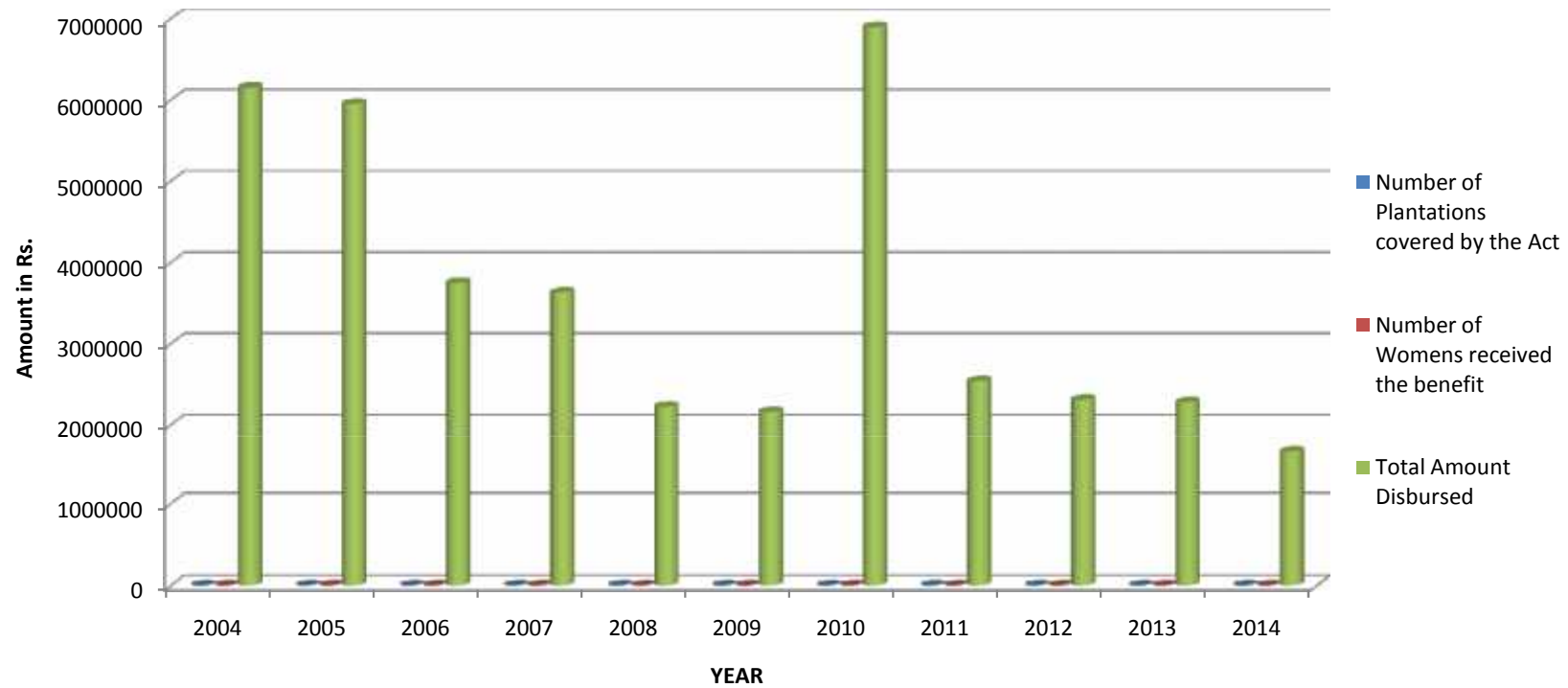


<b>34. Distribution of plantations submitted returns according to working strength</b>																			
<b>Sl. No</b>	<b>Year</b>	<b>Number of Workers</b>																	
		<b>Less than 15</b>		<b>15 to 29</b>		<b>30 to 49</b>		<b>50 to 99</b>		<b>100 to 499</b>		<b>500 to 999</b>		<b>1000 to 4999</b>		<b>5000 and more</b>		<b>Total</b>	
		<b>A</b>	<b>B</b>	<b>A</b>	<b>B</b>	<b>A</b>	<b>B</b>	<b>A</b>	<b>B</b>	<b>A</b>	<b>B</b>	<b>A</b>	<b>B</b>	<b>A</b>	<b>B</b>	<b>A</b>	<b>B</b>	<b>A</b>	<b>B</b>
<b>1</b>	<b>2</b>	<b>3</b>	<b>4</b>	<b>5</b>	<b>6</b>	<b>7</b>	<b>8</b>	<b>9</b>	<b>10</b>	<b>11</b>	<b>12</b>	<b>13</b>	<b>14</b>	<b>15</b>	<b>16</b>	<b>17</b>	<b>18</b>	<b>19</b>	<b>20</b>
<b>1</b>	<b>2004</b>	105	316	60	1050	65	2178	71	3802	54	8372	37	25906	8	17616	0	0	<b>400</b>	<b>59240</b>
<b>2</b>	<b>2005</b>	106	326	60	1050	65	2178	72	3852	54	8372	37	25906	8	17616	0	0	<b>402</b>	<b>59300</b>
<b>3</b>	<b>2006</b>	106	326	60	1050	65	2178	73	3870	54	8372	37	25906	8	17616	0	0	<b>403</b>	<b>59318</b>
<b>4</b>	<b>2007</b>	101	402	70	1271	56	2055	60	3292	54	7245	28	20874	7	18943	0	0	<b>376</b>	<b>54082</b>
<b>5</b>	<b>2008</b>	101	408	69	1260	54	2049	60	3283	53	7226	28	20874	7	18943	0	0	<b>372</b>	<b>54043</b>
<b>6</b>	<b>2009</b>	101	408	71	1302	56	2084	61	3373	54	7332	28	20874	7	18943	0	0	<b>378</b>	<b>54316</b>
<b>7</b>	<b>2010</b>	146	437	77	1396	58	2169	62	3501	55	7445	29	21319	7	18963	0	0	<b>434</b>	<b>55230</b>
<b>8</b>	<b>2011</b>	92	512	48	1006	26	922	23	1647	64	14433	28	13734	6	13198	0	0	<b>287</b>	<b>45452</b>
<b>9</b>	<b>2012</b>	105	805	41	971	19	1029	15	1177	65	13916	20	14570	6	11292	0	0	<b>271</b>	<b>43760</b>
<b>10</b>	<b>2013</b>	53	490	34	647	27	956	21	1348	54	9213	38	25760	0	0	0	0	<b>227</b>	<b>38414</b>
<b>11</b>	<b>2014</b>	81	448	31	606	19	694	14	987	66	18318	14	8719	6	9383	0	0	<b>231</b>	<b>39155</b>

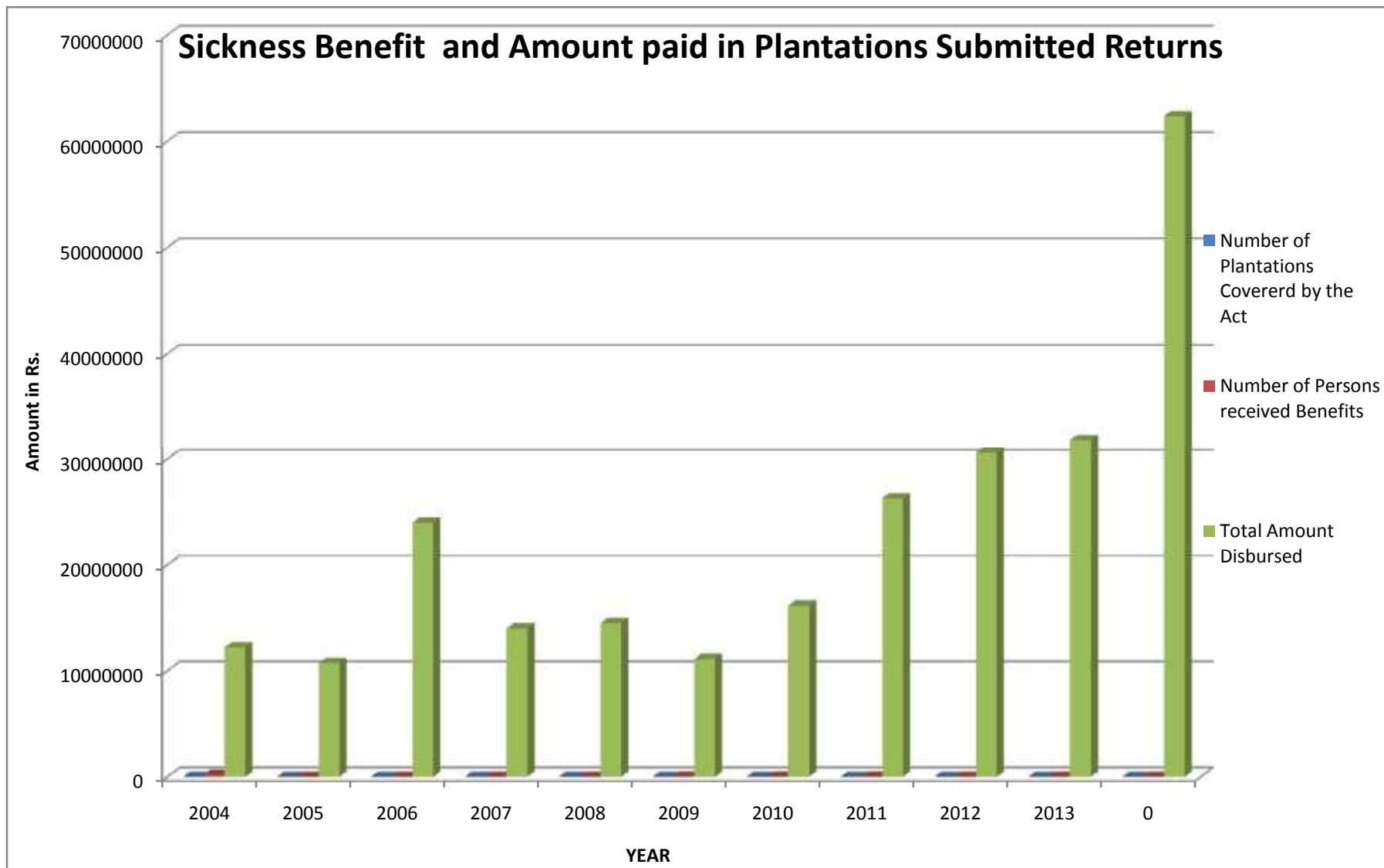
A-Number of Plantations  
B-Average Number of Daily Workers



## Maternity Benefit Paid in Plantations Submitted Returns



<b>35.Maternity benefits paid in plantations submitted returns</b>								
<b>Sl. No</b>	<b>Year</b>	<b>Number of plantations covered by the Act</b>	<b>Number of plantations submitted returns</b>	<b>Number of women employed in plantations submitted returns</b>	<b>Number of women worked for not less than 150 days</b>	<b>Number of women claimed the benefit</b>	<b>Number of claims accepted</b>	<b>total amount paid (In Rupees)</b>
<b>1</b>	<b>2</b>	<b>3</b>	<b>4</b>	<b>5</b>	<b>6</b>	<b>7</b>	<b>8</b>	<b>9</b>
<b>1</b>	<b>2004</b>	<b>536</b>	400	30287	30287	1577	1577	<b>6149369</b>
<b>2</b>	<b>2005</b>	<b>538</b>	402	30317	30317	1518	1518	<b>5949788</b>
<b>3</b>	<b>2006</b>	<b>541</b>	403	30331	30331	497	497	<b>3748587</b>
<b>4</b>	<b>2007</b>	621	376	27770	27770	588	588	<b>3629879</b>
<b>5</b>	<b>2008</b>	620	372	27753	285	285	285	<b>2224508</b>
<b>6</b>	<b>2009</b>	620	378	27982	883	883	883	<b>2159779</b>
<b>7</b>	<b>2010</b>	672	434	28233	480	480	480	<b>6894618</b>
<b>8</b>	<b>2011</b>	672	287	24943	11388	225	225	<b>2538786</b>
<b>9</b>	<b>2012</b>	675	271	23704	16792	196	196	<b>2312022</b>
<b>10</b>	<b>2013</b>	673	227	23195	14460	157	157	<b>2276022</b>
<b>11</b>	<b>2014</b>	647	231	21618	14144	133	133	<b>1632424</b>



<b>36. Sickness benefit and amount paid in plantations submitted returns</b>						
<b>Sl. No</b>	<b>Year</b>	<b>Number of plantations covered by the Act</b>	<b>Total workers employed</b>	<b>Number of persons applied for the benefits</b>	<b>Number of persons received the benefits</b>	<b>Total Amount paid (in Rupees)</b>
<b>1</b>	<b>2</b>	<b>3</b>	<b>4</b>	<b>5</b>	<b>6</b>	<b>7</b>
<b>1</b>	<b>2004</b>	400	59240	199370	199370	<b>12224609</b>
<b>2</b>	<b>2005</b>	402	59300	23660	23660	<b>10746805</b>
<b>3</b>	<b>2006</b>	403	59318	25243	25243	<b>23986636</b>
<b>4</b>	<b>2007</b>	376	54082	17711	17703	<b>13996253</b>
<b>5</b>	<b>2008</b>	372	54043	21590	21590	<b>14509386</b>
<b>6</b>	<b>2009</b>	378	54319	37766	37766	<b>11125691</b>
<b>7</b>	<b>2010</b>	434	55237	42106	42106	<b>16155291</b>
<b>8</b>	<b>2011</b>	287	45446	39080	39080	<b>26294073</b>
<b>9</b>	<b>2012</b>	271	43760	29856	29856	<b>30612139</b>
<b>10</b>	<b>2013</b>	227	38414	23374	21478	<b>31921027</b>
<b>11</b>	<b>2014</b>	231	39155	17846	17846	<b>62394360</b>

**37. Canteen facilities in plantations**

Sl. No	Year	Number of plantations covered by the Act	Number of plantations employing 150 or more workers	Number of plantations having canteens
1	2	3	4	5
1	2004	536	125	125
2	2005	538	125	125
3	2006	541	125	125
4	2007	621	79	79
5	2008	626	88	88
6	2009	628	86	86
7	2010	672	91	30
8	2011	672	88	56
9	2012	675	91	59
10	2013	673	100	68
11	2014	647	87	69

### 38. CRECHES AND HOUSING FACILITIES IN PLANTATIONS SUBMITTING RETURNS

CRECHES									HOUSING FACILITIES							
Sl.No.	Year	Number of plantations covered by the Act	Number of plantations submitted returns	Number of Plantations/Estates employing 50 or more women	Number of Plantations/Estates maintaining Creches	Number of Creches	Number of Doctors/Nurses	Number of Ayas and Attendants	Number of Plantations in register	Number of workers employed	Number of workers eligible for housing accommodation	Number of workers already provided with	remaining to be provided with accommodation	Shortage of houses	Houses sanctioned	Houses under construction
1	2004	536	400	105	105	150	18	97	685	59240	47778	41277	6501	6501	0	190
2	2005	538	402	109	109	155	18	97	685	59300	47820	41293	6527	6527	0	201
3	2006	541	403	112	112	157	18	97	687	59318	47820	41293	6527	6527	0	201
4	2007	621	376	132	132	305	18	262	0	1192	500	400	100	100	0	0
5	2008	626	372	157	107	313	39	111	722	54043	50042	46071	3971	2502	260	72
6	2009	628	378	160	113	319	41	116	716	54319	49990	46132	3858	2421	260	64
7	2010	663	434	153	153	373	118	153	710	55237	49990	46132	3858	2421	260	64
8	2011	627	287	126	126	242	112	126	719	45446	41835	34226	7609	2361	219	64
9	2012	675	271	116	116	221	109	116	722	43760	34652	30566	4086	2002	0	0
10	2013	673	227	92	92	92	82	148	723	38414	29702	24535	5167	2002	0	0
11	2014	647	231	87	57	117	45	82	725	39155	20798	17192	3606	891	0	0

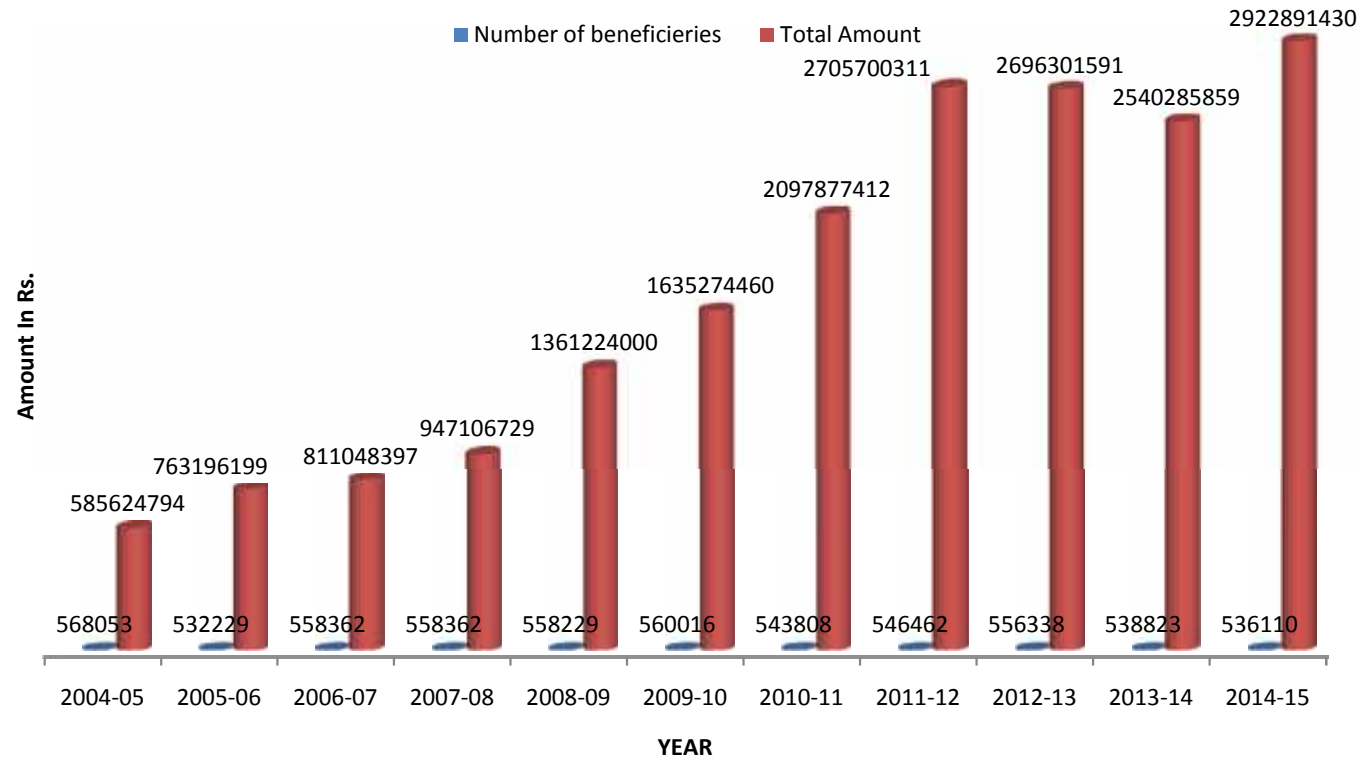
### 39.ACCIDENTS AND ANALYSES BY CAUSES

Year	No. of fatal accidents	No. of non fatal accidents	Accidents in which workers returned to work during the year				Causes of Accidents					
			Occuring during the current Year		Occuring during the previous Year		Machiinery moved by the mechanical power		Transport		Others	
			Number	Mandays lost	Number.	Mandays lost	No. of fatal accidents	No. of non fatal accidents	No. of fatal accidents	No. of non fatal accidents	No. of fatal accidents	No. of non fatal accidents
2004	0	92	92	351	86	462	0	0	24	68	68	283
2005	0	61	61	262	92	351	0	0	14	39	35	184
2006	0	54	54	238	61	262	0	0	19	35	26	163
2007	46	135	135	1684	54	238	0	9	0	0	0	30
2008	5	187	192	4443	175	1684	5	47	0	35	0	105
2009	2	122	124	4696	192	4443	0	78	0	46	0	0
2010	2	154	154	4232	201	4193	0	46	2	73	0	35
2011	1	82	82	1347	154	4232	1	23	2	40	0	17
2012	2	40	40	560	124	4692	0	24	2	16	0	0
2013	2	35	37	526	40	560	0	31	2	4	0	0
2014	35	40	75	752	39	570	35	15	0	10	0	15

<b>40. Inspections, Prosecutions and Convictions under Plantation Labour Act</b>									
<b>Sl.No</b>	<b>Year</b>	<b>Number of inspecting staff</b>	<b>Number of plantations inspected</b>	<b>Number of prosecutions filed</b>	<b>Number of cases in which convictions obtained</b>	<b>Number of plantations against which convictions</b>	<b>Number of cases acquitted</b>	<b>Number of cases withdrawn</b>	<b>Amount realised towards fine(Rs)</b>
<b>1</b>	<b>2</b>	<b>3</b>	<b>4</b>	<b>5</b>	<b>6</b>	<b>7</b>	<b>8</b>	<b>9</b>	<b>10</b>
<b>1</b>	<b>2004</b>	11	400	9	16	8	2	0	<b>26200</b>
<b>2</b>	<b>2005</b>	11	402	4	3	6	1	0	<b>1500</b>
<b>3</b>	<b>2006</b>	11	349	13	11	11	40	0	<b>15850</b>
<b>4</b>	<b>2007</b>	11	347	18	5	5	0	1	<b>18450</b>
<b>5</b>	<b>2008</b>	11	513	0	6	2	0	12	<b>5600</b>
<b>6</b>	<b>2009</b>	11	622	4	5	5	0	0	<b>8500</b>
<b>7</b>	<b>2010</b>	11	672	2	2	2	0	0	<b>2100</b>
<b>8</b>	<b>2011</b>	11	672	5	1	1	0	0	<b>2100</b>
<b>9</b>	<b>2012</b>	12	634	0	3	0	1	12	<b>5250</b>
<b>10</b>	<b>2013</b>	12	478	5	7	0	0	0	<b>24500</b>
<b>11</b>	<b>2014</b>	12	546	9	6	6	0	0	<b>26400</b>



## Agricultural Pension



Number of beneficiere s	Total Amount
568053	585624794
532229	763196199
558362	811048397
558362	947106729
558229	1361224000
560016	1635274460
543808	2097877412
546462	2705700311
556338	2696301591
538823	2540285859
536110	2922891430

#### 41.Agricultural Workers Pension

SL.NO:	Name of District	2004-05		2005-06		2006-07		2007-08		2008-09		2009-10	
		Number of Beneficiaries	Amount Paid	Number of Beneficiaries	Amount Paid	Number of Beneficiaries	Amount Paid	Number of Beneficiaries	Amount Paid	Number of Beneficiaries	Amount Paid	Number of Beneficiaries	Amount Paid
1	2	3	4	5	6	7	8	9	10	11	12	13	14
1	Thiruvananthapuram	71876	74190178	72291	106985000	77421	106380850	77421	132953023	70000	164823381	65972	204743387
2	Kollam	36369	35537620	36169	59694270	36619	53432400	36619	63842718	33772	83886926	32103	97764488
3	Pathanamthitta	18023	18985200	17660	25913796	20660	27522152	20660	29427432	17289	43056900	16402	34300287
4	Alappuzha	75146	75468000	53136	63335544	61761	92419600	61761	91253865	56050	139217460	61550	170918970
5	Kottayam	44200	35757500	34324	52413054	38324	52588816	38324	60852376	34527	86019685	33407	105755518
6	Idukki	7757	7253600	8028	12474051	8028	12456344	8028	14851568	8689	21899960	8983	29185165
7	Ernakulam	36985	36181000	36310	56566200	40410	58176000	40410	71336880	40660	102338380	41006	131051662
8	Thrissur	43653	57233500	47970	32624700	48748	77733800	48748	90216960	53700	139279660	55496	173363643
9	Palakkad	55714	54600000	52597	76698485	52597	80537570	52597	101556846	60187	125296767	61500	212720149
10	Malappuram	51688	60128000	51676	81057326	51676	69005600	51676	80879008	53354	129397400	48013	149995630
11	Kozhikode	61508	64131346	59791	95286820	59841	84514600	59841	94601556	57490	147496893	57650	88980784
12	Wynad	11655	12010850	11536	18206447	11536	18434565	11536	23036969	12711	31420620	12918	45335430
13	Kannur	38600	40782000	36541	58879500	36541	54516100	36541	67103928	42070	105464000	49416	141120788
14	Kasargod	14879	13366000	14200	23061006	14200	23330000	14200	25193600	17730	41625968	15600	50038559
<b>Total</b>		<b>568053</b>	<b>585624794</b>	<b>532229</b>	<b>763196199</b>	<b>558362</b>	<b>811048397</b>	<b>558362</b>	<b>947106729</b>	<b>558229</b>	<b>1361224000</b>	<b>560016</b>	<b>1635274460</b>

**41.Agricultural Workers Pension (continue....)**

SL.NO:	Name of District	2010-11		2011-12		2012-13		2013-14		2014-15	
		Number of Beneficiaries	Amount Paid	Number of Beneficiaries	Amount Paid	Number of Beneficiaries	Amount Paid	Number of Beneficiaries	Amount Paid	Number of Beneficiaries	Amount Paid
1	2	15	16	17	18	19	20	21	22	23	24
1	Thiruvananthapuram	63592	240377760	63322	317424090	62522	288990286	55866	261312119	54305	291584322
2	Kollam	31758	120020670	31490	134707951	31544	145578326	29331	137487646	30390	156257911
3	Pathanamthitta	16444	62158320	17852	87490380	18161	88283529	17501	273451155	17596	92661814
4	Alappuzha	53786	203311080	53719	265294164	53407	265347027	53736	254068538	52599	287371215
5	Kottayam	34382	129963960	34324	169486056	33458	166007604	32995	157347856	34238	184668914
6	Idukki	9346	35327880	10266	50482509	11889	51138914	11036	54721550	12080	67123977
7	Ernakulam	41335	154583415	41460	205325747	45159	205290863	41284	19502770	42055	227129783
8	Thrissur	55463	209650230	55601	275279760	55482	275072959	55869	257386477	55193	288256134
9	Palakkad	59855	222604790	60275	299476061	60461	300864647	59869	285705730	59353	328336330
10	Malappuram	47657	179968677	47681	240626610	56889	237094355	50097	218825397	45082	251729698
11	Kozhikode	57270	216480600	57083	286729480	47681	291539539	56299	266333955	56754	324300541
12	Wynad	13396	50325030	13940	70632879	14021	71967711	14403	68842125	14480	89597171
13	Kannur	42909	162196020	44004	222612636	49990	231076448	45218	213064425	46285	246028310
14	Kasargod	16615	110908980	15445	80131988	15674	78049383	15319	72236116	15700	87845310
<b>Total</b>		<b>543808</b>	<b>2097877412</b>	<b>546462</b>	<b>2705700311</b>	<b>556338</b>	<b>2696301591</b>	<b>538823</b>	<b>2540285859</b>	<b>536110</b>	<b>2922891430</b>

**42. Financial assistance to Labourers engaged in climbing trees- Number of beneficiaries and amount paid  
( including SC/ST Categories )**

SL.NO:	Name of District	2004-05		2005-06		2006-07		2007-2008		2008-2009		2009-2010	
		Number of Beneficiaries	Amount Paid	Number of Beneficiaries	Amount Paid	Number Of Beneficiaries	Amount Paid	Number Of Beneficiaries	Amount Paid	Number Of Beneficiaries	Amount Paid	Number Of Beneficiaries	Amount Paid
1	2	3	4	5	6	7	8	9	10	11	12	13	14
1	Thiruvananthapuram	62	620000	43	430000	14	140000	25	310000	23	825000	26	850000
2	Kollam	9	90000	24	240000	11	110000	19	320000	19	675000	13	475000
3	Pathanamthitta	8	80000	17	170000	16	160000	9	90000	10	300000	5	175000
4	Alappuzha	12	120000	22	220000	24	240000	15	150000	14	350000	13	375000
5	Kottayam	10	100000	11	110000	11	110000	8	125000	11	350000	11	475000
6	Idukki	8	80000	9	90000	12	120000	8	125000	11	425000	13	400000
7	Ernakulam	14	140000	25	250000	22	220000	9	150000	9	275000	9	260000
8	Thrissur	18	180000	15	150000	25	250000	17	280000	14	475000	18	550000
9	Palakkad	17	170000	30	300000	7	70000	14	195000	17	525000	22	625000
10	Malappuram	40	400000	48	480000	51	510000	36	415000	21	625000	13	375000
11	Kozhikode	50	500000	32	320000	69	690000	52	625000	16	425000	39	1175000
12	Wynad	16	160000	19	190000	19	190000	27	275000	24	675000	16	400000
13	Kannur	24	240000	27	270000	23	230000	15	205000	21	625000	23	650000
14	Kasargod	12	120000	17	170000	23	230000	23	230000	16	450000	7	200000
<b>Total</b>		<b>300</b>	<b>3000000</b>	<b>339</b>	<b>3390000</b>	<b>327</b>	<b>3270000</b>	<b>277</b>	<b>3495000</b>	<b>226</b>	<b>7000000</b>	<b>228</b>	<b>6985000</b>

**42. Financial assistance to Labourers engaged in climbing trees- Number of beneficiaries and amount paid  
( including SC/ST Categories ) (continue...)**

SL.NO:	Name of District	2010-11		2011-12		2012-13		2013-14		2014-15		2015-16	
		Number Of Beneficiaries	Amount Paid	Number Of Beneficiaries	Amount Paid	Number Of Beneficiaries	Amount Paid	Number Of Beneficiaries	Amount Paid	Number Of Beneficiaries	Amount Paid	Number Of Beneficiaries	Amount Paid
1	2	15	16	17	18	19	20	21	22	23	24	25	26
1	Thiruvananthapuram	1	50000	21	3200000	27	1050000	29	1100000	62	426930	72	596370
2	Kollam	21	750000	28	1025000	17	575000	23	950000	101	654675	97	732060
3	Pathanamthitta	0	0	13	425000	11	400000	20	725000	62	421155	63	495180
4	Alappuzha	19	575000	29	1050000	12	500000	10	600000	71	483105	72	561570
5	Kottayam	11	375000	13	800000	8	350000	9	400000	76	504315	75	577200
6	Idukki	12	435000	39	920000	6	150000	10	325000	55	374430	59	483000
7	Ernakulam	3	100000	20	700000	10	350000	5	175000	67	443205	63	481950
8	Thrissur	14	500000	30	1250000	21	700000	19	675000	158	1091895	200	1474680
9	Palakkad	0	0	25	750000	7	250000	22	650000	154	845985	130	991935
10	Malappuram	25	725000	56	1750000	24	7100000	19	575000	200	1336440	194	1501253
11	Kozhikode	35	1050000	67	2450000	60	2025000	49	1450000	304	2072280	327	2543340
12	Wynad	25	675000	54	1525000	24	750000	34	875000	98	678405	103	800100
13	Kannur	28	800000	50	1525000	21	800000	39	1200000	160	1056825	170	1317960
14	Kasargod	14	375000	32	950000	12	375000	16	575000	124	812385	133	1000125
<b>Total</b>		<b>208</b>	<b>6410000</b>	<b>477</b>	<b>18320000</b>	<b>260</b>	<b>15375000</b>	<b>304</b>	<b>10275000</b>	<b>1692</b>	<b>11202030</b>	<b>1758</b>	<b>13556723</b>

**43.CONSUMER PRICE INDEX (COST OF LIVING INDEX) NUMBER FOR AGRICULTURAL AND INDUSTRIAL WORKERS FROM 2005-2015 (BASE YEAR 1998-99=100)**

<b>2005</b>															
	<b>Name of Centre</b>	<b>Linking Factor</b>	<b>January</b>	<b>February</b>	<b>March</b>	<b>April</b>	<b>May</b>	<b>June</b>	<b>July</b>	<b>August</b>	<b>September</b>	<b>October</b>	<b>November</b>	<b>December</b>	<b>Average</b>
<b>1</b>	<b>2</b>	<b>3</b>	<b>4</b>	<b>5</b>	<b>6</b>	<b>7</b>	<b>8</b>	<b>9</b>	<b>10</b>	<b>11</b>	<b>12</b>	<b>13</b>	<b>14</b>	<b>15</b>	<b>16</b>
1	Thiruvananthapuram	<b>10.39</b>	132	130	130	129	131	132	133	132	133	133	134	136	<b>132</b>
2	Kollam	<b>10.28</b>	128	128	127	126	128	129	132	131	132	132	133	134	<b>130</b>
3	Punaloor	<b>9.96</b>	119	119	118	118	119	120	121	121	123	123	124	125	<b>121</b>
4	Pathanamthitta	.	124	123	122	122	123	125	127	127	127	127	128	129	<b>125</b>
5	Alappuzha	<b>10.45</b>	124	123	122	121	122	124	125	125	125	125	126	128	<b>124</b>
6	Kottayam	<b>10.40</b>	122	122	121	121	122	123	125	125	126	126	127	128	<b>124</b>
7	Mundakkayam	<b>10.12</b>	121	120	120	119	120	121	122	121	122	122	123	124	<b>121</b>
8	Munnar	<b>10.03</b>	120	120	119	119	119	121	122	122	122	122	123	124	<b>121</b>
9	Ernakulam	<b>9.92</b>	124	125	123	123	124	126	127	127	127	127	129	130	<b>126</b>
10	Chalakkudy	<b>10.60</b>	121	122	121	121	123	124	125	124	124	125	126	127	<b>124</b>
11	Thrissur	<b>10.05</b>	121	121	120	121	122	123	124	124	124	124	125	127	<b>123</b>
12	Palakkad	<b>10.48</b>	123	122	122	123	124	125	126	126	126	126	127	128	<b>125</b>
13	Malappuram	<b>10.30</b>	125	125	124	124	125	126	127	126	126	126	127	128	<b>126</b>
14	Kozhikode	<b>10.08</b>	121	121	121	121	122	123	124	124	124	124	126	127	<b>123</b>
15	Meppady	<b>10.64</b>	118	118	118	119	120	121	122	122	123	123	124	125	<b>121</b>
16	Kannur	<b>10.06</b>	126	126	125	124	124	125	126	126	126	127	128	129	<b>126</b>
17	Kasargod	.	127	128	127	128	128	129	130	130	131	131	132	133	<b>130</b>
	<b>State Average</b>	.	<b>123</b>	<b>123</b>	<b>122</b>	<b>122</b>	<b>123</b>	<b>125</b>	<b>126</b>	<b>125</b>	<b>126</b>	<b>126</b>	<b>127</b>	<b>128</b>	<b>125</b>

2006															
Sl. No	Name of Centre	Linking Factor	January	February	March	April	May	June	July	August	September	October	November	December	Average
1	2	3	4	5	6	7	8	9	10	11	12	13	14	15	16
1	Thiruvananthapuram	10.39	136	136	136	137	138	138	139	139	139	139	140	141	138
2	Kollam	10.28	135	135	135	136	137	138	139	139	139	139	140	142	138
3	Punaloor	9.96	126	126	126	127	128	129	131	132	133	134	135	135	130
4	Pathanamthitta	.	130	130	130	131	132	133	134	134	135	136	137	138	133
5	Alappuzha	10.45	129	129	129	130	131	132	133	134	133	134	135	136	132
6	Kottayam	10.40	128	128	128	128	129	130	132	133	134	134	134	135	131
7	Mundakkayam	10.12	125	125	125	125	125	126	127	128	127	128	128	130	127
8	Munnar	10.03	124	123	123	124	125	125	125	125	125	126	126	127	125
9	Ernakulam	9.92	131	131	131	131	132	133	134	134	133	133	134	136	133
10	Chalakkudy	10.60	127	127	127	127	128	129	130	131	130	131	132	132	129
11	Thrissur	10.05	127	127	127	127	128	129	130	131	131	132	133	134	130
12	Palakkad	10.48	129	129	129	129	130	131	132	133	135	136	137	139	132
13	Malappuram	10.30	128	128	128	129	128	129	130	131	132	133	134	135	130
14	Kozhikode	10.08	128	128	128	128	129	129	129	130	128	128	129	130	129
15	Meppady	10.64	126	126	126	127	128	129	130	131	129	129	129	130	128
16	Kannur	10.06	129	129	129	129	129	130	131	130	129	130	131	132	130
17	Kasargod	.	133	132	132	132	133	133	134	134	133	134	134	134	133
State Average		.	129	129	129	129	130	131	132	132	132	133	133	134	131

2007															
Sl. No	Name of Centre	Linking Factor	January	February	March	April	May	June	July	August	September	October	November	December	Average
1	2	3	4	5	6	7	8	9	10	11	12	13	14	15	16
1	Thiruvananthapuram	10.39	142	143	142	142	143	144	144	143	142	143	145	147	143
2	Kollam	10.28	142	142	141	140	141	143	142	141	143	143	145	148	143
3	Punaloor	9.96	136	136	134	134	134	134	135	134	135	136	137	139	135
4	Pathanamthitta	.	139	140	140	140	140	141	142	141	142	143	145	147	142
5	Alappuzha	10.45	136	136	134	133	134	137	138	137	138	138	139	141	137
6	Kottayam	10.40	136	136	136	135	136	136	137	136	135	135	137	139	136
7	Mundakkayam	10.12	131	131	130	131	132	133	134	133	132	133	135	137	133
8	Munnar	10.03	128	128	126	127	128	129	130	129	130	131	132	134	129
9	Ernakulam	9.92	137	137	135	136	136	138	139	137	136	136	138	140	137
10	Chalakkudy	10.60	132	133	132	132	133	134	135	134	135	136	138	140	135
11	Thrissur	10.05	135	135	135	135	136	137	138	137	137	137	139	141	137
12	Palakkad	10.48	139	139	138	138	138	138	138	137	138	139	141	143	139
13	Malappuram	10.30	136	137	135	135	136	138	139	137	137	137	139	141	137
14	Kozhikode	10.08	131	131	130	131	132	134	135	133	133	133	134	136	133
15	Meppady	10.64	130	130	130	130	131	132	133	132	133	133	134	136	132
16	Kannur	10.06	133	133	131	131	132	133	134	132	132	132	133	135	133
17	Kasargod	.	134	134	133	133	134	136	137	136	137	137	138	139	136
State Average		.	135	135	134	134	135	136	137	136	136	137	138	140	136



2008															
Sl. No	Name of Centre	Linking Factor	January	February	March	April	May	June	July	August	September	October	November	December	Average
1	Thiruvananthapuram	10.39	149	151	152	154	156	158	160	162	163	165	167	168	159
2	Kollam	10.28	150	152	153	155	156	158	160	161	161	162	164	166	158
3	Punaloor	9.96	141	143	145	147	149	151	153	155	156	158	160	161	152
4	Pathanamthitta	.	149	151	153	155	157	159	161	162	163	164	165	166	159
5	Alappuzha	10.45	143	145	146	148	149	151	152	154	155	156	158	159	151
6	Kottayam	10.40	141	143	145	147	149	151	153	155	156	157	158	159	151
7	Mundakkayam	10.12	139	141	143	145	147	149	151	153	155	157	159	161	150
8	Munnar	10.03	135	137	139	141	142	144	145	146	147	149	151	152	144
9	Ernakulam	9.92	141	143	144	146	148	150	152	153	154	155	157	158	150
10	Chalakkudy	10.60	142	144	146	148	150	152	154	156	157	158	160	162	152
11	Thrissur	10.05	142	143	144	146	147	148	150	151	151	152	153	154	148
12	Palakkad	10.48	145	147	149	151	153	155	157	158	159	161	163	164	155
13	Malappuram	10.30	143	145	146	148	150	152	154	156	157	158	160	161	153
14	Kozhikode	10.08	138	140	142	144	146	148	150	152	154	155	157	158	149
15	Meppady	10.64	138	140	141	143	145	147	149	151	152	154	156	157	148
16	Kannur	10.06	137	139	140	142	144	146	147	148	149	151	153	154	146
17	Kasargod	.	139	140	142	144	146	148	150	151	152	153	154	155	148
State Average			142	144	142	147	149	151	153	154	155	157	159	160	152

2009															
Sl. No	Name of Centre	Linking Factor	January	February	March	April	May	June	July	August	September	October	November	December	Average
1	Thiruvananthapuram	10.39	168	166	165	166	166	166	167	166	167	168	172	174	167.58
2	Kollam	10.28	167	166	166	168	167	168	170	170	170	170	173	174	169.08
3	Punaloor	9.96	162	162	162	163	164	165	166	165	166	167	170	172	165.33
4	Pathanamthitta	.	167	166	166	167	169	170	172	170	171	172	175	177	170.17
5	Alappuzha	10.45	160	160	160	161	162	163	165	164	164	165	168	170	163.50
6	Kottayam	10.40	160	160	160	161	161	162	164	162	163	164	167	169	162.75
7	Mundakkayam	10.12	162	161	161	162	163	163	164	163	164	165	168	171	163.92
8	Munnar	10.03	153	151	150	150	151	152	154	155	157	158	161	163	154.58
9	Ernakulam	9.92	159	158	157	158	159	160	162	162	162	162	166	167	161.00
10	Chalakkudy	10.60	163	162	161	162	163	163	164	165	165	166	169	171	164.50
11	Thrissur	10.05	155	153	152	153	154	154	156	157	158	159	162	164	156.42
12	Palakkad	10.48	164	163	162	162	163	163	165	166	167	168	171	174	165.67
13	Malappuram	10.30	162	160	159	160	162	162	163	162	163	164	167	168	162.67
14	Kozhikode	10.08	159	157	156	156	157	158	160	161	162	162	165	166	159.92
15	Meppady	10.64	157	155	154	155	156	156	158	157	158	158	161	162	157.25
16	Kannur	10.06	155	154	153	154	156	156	157	156	158	159	162	164	157.00
17	Kasargod	.	155	154	153	153	154	155	157	158	160	161	164	165	157.42
State Average			160.47	159.29	158.65	159.47	160.41	160.94	162.59	162.29	163.24	164.00	167.12	168.88	162.28

2010															
Sl. No	Name of Centre	Linking Factor	January	February	March	April	May	June	July	August	September	October	November	December	Average
1	Thiruvananthapuram	10.39	177	177	176	177	178	183	184	185	187	189	192	196	183.42
2	Kollam	10.28	176	176	175	175	177	181	183	184	185	186	188	193	181.58
3	Punaloor	9.96	174	174	174	175	178	182	185	187	189	189	191	195	182.75
4	Pathanamthitta	.	179	179	178	179	182	186	189	191	193	195	198	202	187.58
5	Alappuzha	10.45	173	171	170	173	174	179	180	181	182	182	185	189	178.25
6	Kottayam	10.40	171	170	170	171	173	177	179	182	184	185	188	191	178.42
7	Mundakkayam	10.12	174	174	174	176	178	181	184	186	187	189	192	195	182.50
8	Munnar	10.03	166	166	165	166	168	171	172	173	175	176	178	183	171.58
9	Ernakulam	9.92	169	168	168	170	172	175	176	177	179	179	181	185	174.92
10	Chalakkudy	10.60	174	172	171	172	174	178	179	180	182	182	184	188	178.00
11	Thrissur	10.05	166	164	164	166	167	170	171	172	173	173	175	178	169.92
12	Palakkad	10.48	176	174	174	177	179	182	184	185	187	187	190	193	182.33
13	Malappuram	10.30	170	169	168	169	172	176	178	179	181	182	183	186	176.08
14	Kozhikode	10.08	168	167	167	170	172	175	176	177	179	179	180	184	174.50
15	Meppady	10.64	165	165	165	167	168	172	173	174	176	177	178	181	171.75
16	Kannur	10.06	167	166	165	167	170	175	178	179	179	179	181	186	174.33
17	Kasargod	.	167	166	166	169	172	175	178	179	181	181	182	186	175.17
State Average			171.29	170.47	170.00	171.71	173.76	177.53	179.35	180.65	182.29	182.94	185.06	188.88	177.83

2011															
Sl. No	Name of Centre	Linking Factor	January	February	March	April	May	June	July	August	September	October	November	December	Average
1	Thiruvananthapuram	10.39	200	201	199	200	202	204	204	205	207	206	207	209	203.67
2	Kollam	10.28	197	198	197	199	202	204	204	204	208	207	209	211	203.33
3	Punaloor	9.96	199	200	198	200	202	204	204	205	208	206	207	207	203.33
4	Pathanamthitta	.	205	205	202	202	204	207	209	210	214	212	212	213	207.92
5	Alappuzha	10.45	193	194	192	194	197	200	201	201	205	202	203	205	198.92
6	Kottayam	10.40	194	195	194	196	198	201	201	201	204	202	203	203	199.33
7	Mundakkayam	10.12	197	197	197	199	202	204	206	207	210	208	210	212	204.08
8	Munnar	10.03	187	189	186	187	189	190	192	192	194	194	196	197	191.08
9	Ernakulam	9.92	188	189	188	189	192	193	194	194	196	195	196	197	192.58
10	Chalakkudy	10.60	192	193	190	190	193	194	195	196	199	198	200	200	195.00
11	Thrissur	10.05	182	182	180	181	183	184	184	184	186	185	186	187	183.67
12	Palakkad	10.48	197	198	196	196	198	200	202	202	204	204	206	208	200.92
13	Malappuram	10.30	190	190	187	187	189	190	192	192	196	195	195	196	191.58
14	Kozhikode	10.08	189	189	186	186	189	190	190	190	193	193	195	196	190.50
15	Meppady	10.64	184	184	181	181	182	184	185	186	190	189	190	191	185.58
16	Kannur	10.06	190	190	189	190	191	192	193	194	196	194	194	196	192.42
17	Kasargod	.	190	190	185	189	191	192	194	196	200	197	197	198	193.25
State Average			192.59	193.18	191.00	192.12	194.35	196.06	197.06	197.59	200.59	199.24	200.35	201.53	196.30

2012															
Sl. No	Name of Centre	Linking Factor	January	February	March	April	May	June	July	August	September	October	November	December	Average
1	Thiruvananthapuram	10.39	209	207	206	209	211	213	219	221	223	223	227	230	216.50
2	Kollam	10.28	213	212	211	213	214	216	220	220	221	222	225	229	218.00
3	Punaloor	9.96	209	207	206	208	209	212	218	220	222	224	228	232	216.25
4	Pathanamthitta	.	214	213	214	217	220	223	229	230	231	233	237	241	225.17
5	Alappuzha	10.45	207	205	206	210	212	214	219	219	219	219	224	228	215.17
6	Kottayam	10.40	205	205	204	206	207	210	216	216	218	220	223	228	213.17
7	Mundakkayam	10.12	213	213	213	215	216	217	223	225	226	227	231	236	221.25
8	Munnar	10.03	199	198	197	199	202	204	208	210	212	215	220	224	207.33
9	Ernakulam	9.92	197	197	196	200	202	205	210	211	212	214	217	221	206.83
10	Chalakkudy	10.60	200	198	197	201	202	205	210	212	213	214	218	223	207.75
11	Thrissur	10.05	188	188	187	192	195	197	202	202	203	203	208	213	198.17
12	Palakkad	10.48	208	208	208	210	211	214	218	218	219	221	224	227	215.50
13	Malappuram	10.30	198	198	198	201	203	206	211	213	215	215	219	222	208.25
14	Kozhikode	10.08	197	196	197	201	202	204	210	212	213	213	217	220	206.83
15	Meppady	10.64	191	191	192	196	197	199	203	204	205	206	211	214	200.75
16	Kannur	10.06	198	198	198	202	204	207	212	212	214	213	216	220	207.83
17	Kasargod	.	198	198	198	202	205	207	211	213	215	217	222	227	209.42
State Average			202.59	201.88	201.65	204.82	206.59	209.00	214.06	215.18	216.53	217.59	221.59	225.59	211.42

2013															
Sl. No	Name of Centre	Linking Factor	January	February	March	April	May	June	July	August	September	October	November	December	Average
1	Thiruvananthapuram	10.39	232	234	234	237	240	246	247	248	251	254	254	255	244.33
2	Kollam	10.28	232	235	236	238	241	247	250	251	252	254	254	255	245.42
3	Punaloor	9.96	235	237	237	239	243	249	251	253	255	257	259	260	247.92
4	Pathanamthitta	.	245	248	249	250	253	259	261	265	268	269	271	271	259.08
5	Alappuzha	10.45	232	233	232	234	239	246	248	251	254	254	257	257	244.75
6	Kottayam	10.40	231	232	231	233	236	243	246	249	252	253	256	257	243.25
7	Mundakkayam	10.12	239	241	242	245	248	254	257	259	259	261	263	264	252.67
8	Munnar	10.03	227	228	229	230	233	238	238	239	240	240	242	243	235.58
9	Ernakulam	9.92	223	226	225	226	230	237	240	242	244	245	246	245	235.75
10	Chalakkudy	10.60	227	229	228	231	234	241	244	246	248	249	252	253	240.17
11	Thrissur	10.05	217	218	218	220	223	228	230	231	235	235	238	238	227.58
12	Palakkad	10.48	229	230	229	232	236	241	241	244	245	246	247	248	239.00
13	Malappuram	10.30	224	225	224	225	230	237	240	244	246	246	247	245	236.08
14	Kozhikode	10.08	223	225	225	227	231	238	241	244	247	249	249	247	237.17
15	Meppady	10.64	218	219	220	223	226	231	233	235	239	239	239	237	229.92
16	Kannur	10.06	224	227	228	229	233	240	243	246	247	248	250	251	238.83
17	Kasargod	.	231	234	236	239	243	250	252	256	259	261	262	260	248.58
State Average			228.76	230.65	230.76	232.82	236.41	242.65	244.82	247.24	249.47	250.59	252.12	252.12	241.53

2014															
Sl. No	Name of Centre	Linking Factor	January	February	March	April	May	June	July	August	September	October	November	December	Average
1	Thiruvananthapuram	10.39	257	259	260	262	266	268	273	274	275	273	271	272	267.50
2	Kollam	10.28	257	263	263	266	266	267	271	272	272	273	271	271	267.67
3	Punaloor	9.96	262	263	264	267	269	271	275	276	276	277	275	275	270.83
4	Pathanamthitta	.	273	273	273	278	281	284	288	290	291	289	288	287	282.92
5	Alappuzha	10.45	258	258	260	265	269	272	276	277	278	277	278	277	270.42
6	Kottayam	10.40	258	257	257	261	265	269	272	274	275	273	271	271	266.92
7	Mundakkayam	10.12	265	265	265	269	273	276	280	282	282	281	280	279	274.75
8	Munnar	10.03	245	244	243	246	249	250	253	254	255	255	256	255	250.42
9	Ernakulam	9.92	246	248	250	255	258	261	265	268	269	268	268	269	260.42
10	Chalakkudy	10.60	255	254	255	259	263	267	270	272	273	271	272	272	265.25
11	Thrissur	10.05	240	239	239	242	245	248	251	253	254	252	251	251	247.08
12	Palakkad	10.48	248	247	248	252	256	259	262	263	264	263	261	262	257.08
13	Malappuram	10.30	247	247	246	251	254	258	261	262	263	261	260	261	255.92
14	Kozhikode	10.08	249	249	251	256	259	263	266	267	267	265	263	263	259.83
15	Meppady	10.64	239	239	238	241	243	247	250	252	252	253	253	254	246.75
16	Kannur	10.06	251	250	249	254	257	261	265	268	269	269	267	266	260.50
17	Kasargod	.	261	262	263	267	270	274	278	280	279	277	276	276	271.92
State Average			253.59	253.94	254.35	258.29	261.35	264.41	268.00	269.65	270.24	269.24	268.29	268.29	263.30

**2015 ( From April 2015 Base Year 2011-12=100)**

Sl. No	Name of Centre	Linking Factor	January	February	March	*April	May	June	July	August	September	October	November	December	AVERAGE PRICE	Linking Factor
1	Thiruvananthapuram	<b>10.39</b>	274	272	273	131	133	136	135	135	136	136	137	139	<b>169.75</b>	<b>2.11</b>
2	Kollam	<b>10.28</b>	274	274	274	132	133	136	135	134	133	134	135	136	<b>169.17</b>	<b>2.09</b>
3	Punaloor	<b>9.96</b>	277	277	277	133	134	136	135	135	134	135	139	140	<b>171.00</b>	<b>2.10</b>
4	Pathanamthitta	.	289	290	291	145	148	150	148	148	147	147	148	149	<b>183.33</b>	<b>2.03</b>
5	Alappuzha	<b>10.45</b>	278	277	277	137	138	140	138	137	135	136	138	142	<b>172.75</b>	<b>2.05</b>
6	Kottayam	<b>10.40</b>	273	274	273	133	135	138	138	139	139	139	140	141	<b>171.83</b>	<b>2.08</b>
7	Mundakkayam	<b>10.12</b>	280	280	278	131	134	135	135	134	133	134	135	136	<b>170.42</b>	<b>2.17</b>
8	Munnar	<b>10.03</b>	257	255	254	132	135	138	137	137	137	138	141	142	<b>166.92</b>	<b>1.97</b>
9	Ernakulam	<b>9.92</b>	272	272	272	135	136	137	137	136	136	136	137	138	<b>170.33</b>	<b>2.03</b>
10	Chalakkudy	<b>10.60</b>	275	274	273	137	139	141	141	140	139	139	143	145	<b>173.83</b>	<b>2.00</b>
11	Thrissur	<b>10.05</b>	252	251	250	136	137	139	138	138	137	138	139	140	<b>166.25</b>	<b>1.87</b>
12	Palakkad	<b>10.48</b>	263	262	262	127	129	131	130	129	130	130	131	132	<b>163.00</b>	<b>2.09</b>
13	Malappuram	<b>10.30</b>	263	262	262	133	134	137	136	133	132	132	134	136	<b>166.17</b>	<b>2.00</b>
14	Kozhikode	<b>10.08</b>	266	265	266	133	135	137	137	137	136	137	139	140	<b>169.00</b>	<b>2.02</b>
15	Meppady	<b>10.64</b>	256	256	257	136	138	141	140	138	137	138	139	140	<b>168.00</b>	<b>1.93</b>
16	Kannur	<b>10.06</b>	267	267	268	135	137	140	143	143	140	141	144	145	<b>172.50</b>	<b>2.02</b>
17	Kasargod	.	279	279	280	139	141	144	143	141	139	140	144	145	<b>176.17</b>	<b>2.05</b>
<b>State Average</b>			<b>270.29</b>	<b>269.82</b>	<b>269.82</b>	<b>134.41</b>	<b>136.24</b>	<b>138.59</b>	<b>138.00</b>	<b>137.29</b>	<b>136.47</b>	<b>137.06</b>	<b>139.00</b>	<b>140.35</b>	<b>170.61</b>	

\*Linking Factor Changed from April 2015



**44- ALL INDIA CONSUMER PRICE INDEX FOR INDUSTRIAL WORKERS ( Base 2001=100)**

Year	January	February	March	April	May	June	July	August	September	October	November	December	Average
2004	504	504	504	504	508	512	517	522	523	526	525	521	514
2005	526	525	525	529	527	529	538	540	542	548	553	550	536
2006	119	119	119	120	121	123	124	124	125	127	127	127	123
2007	127	128	127	128	129	130	132	133	133	134	134	134	131
2008	134	135	137	138	139	140	143	145	146	148	148	147	142
2009	148	148	148	150	151	153	160	162	163	165	168	169	157
2010	172	170	170	170	172	174	178	178	179	181	182	185	176
2011	188	185	185	186	187	189	193	194	197	198	199	197	192
2012	198	199	201	205	206	208	212	214	215	217	218	219	209
2013	221	223	224	226	228	231	235	237	238	241	243	239	232
2014	237	238	239	242	244	246	252	253	253	253	253	253	247
2015	254	253	254	256	258	261	263	264	266	269	270	269	261

**12 Months Average and General Index**

Year	January	February	March	April	May	June	July	August	September	October	November	December
2004	497.25	498.92	500.33	501.25	502.42	503.67	505.00	506.92	508.92	510.83	512.58	514.17
2005	516.08	517.75	519.50	521.58	523.17	524.58	526.33	527.83	529.42	531.25	533.58	536.00
2006	538.08	540.25	542.41	544.63	547.40	550.77	553.78	556.62	559.69	563.02	565.94	569.10
2007	123.58	124.33	125.00	125.67	126.33	126.92	127.58	128.33	129.00	129.58	130.17	130.75
2008	131.33	131.92	132.75	133.58	134.42	135.25	136.17	137.17	138.25	139.42	140.58	141.67
2009	142.83	143.92	144.83	145.83	146.83	147.92	149.33	150.75	152.17	153.58	155.25	157.08
2010	159.08	160.92	162.75	164.42	166.17	167.92	169.42	170.75	172.08	173.42	174.58	175.92
2011	177.25	178.50	179.75	181.08	182.33	183.58	184.83	186.17	187.67	189.08	190.50	191.50
2012	192.33	193.50	194.83	196.42	198.00	199.58	201.17	202.83	204.33	205.92	207.50	209.33
2013	211.25	213.25	215.17	216.92	218.75	220.67	222.58	224.50	226.42	228.42	230.50	232.17
2014	233.50	234.75	236.00	237.33	238.67	239.92	241.33	242.67	243.92	244.92	245.75	246.92
2015	248.33	249.58	250.83	252.00	253.17	254.42	255.33	256.25	257.33	258.67	260.08	261.42

<b>45.ALL INDIA CONSUMER PRICE INDEX FOR AGRICULTURAL LABOURS ( Base 1986-87=100)</b>													
Year	January	February	March	April	May	June	July	August	September	October	November	December	Average
2004	332	332	332	331	333	336	338	341	343	345	344	342	337
2005	341	340	340	341	343	345	350	352	354	356	360	358	348
2006	357	357	358	360	365	370	372	375	380	386	390	390	372
2007	391	392	392	394	395	399	404	408	410	413	414	413	402
2008	413	417	423	429	431	434	442	450	455	459	460	459	439
2009	461	462	463	468	475	484	499	508	515	522	532	538	494
2010	542	538	536	538	540	547	554	557	562	566	570	581	552
2011	589	584	585	587	592	598	604	610	615	619	621	618	602
2012	618	621	625	633	638	646	656	666	673	680	685	688	652
2013	694	700	704	711	719	729	740	754	759	766	777	765	735
2014	757	757	763	771	777	785	799	808	811	813	813	807	788
2015	804	803	803	805	811	820	822	832	839	849	853	853	825
<b>ALL INDIA CONSUMER PRICE INDEX FOR RURAL LABOURS ( Base 1986-87=100)</b>													
Year	January	February	March	April	May	June	July	August	September	October	November	December	Average
2004	334	335	334	334	335	338	340	343	345	347	346	344	340
2005	343	343	342	344	345	347	353	354	356	358	362	361	351
2006	359	359	360	362	367	372	374	376	381	387	391	391	373
2007	391	393	393	395	396	400	404	418	410	413	414	413	403
2008	414	417	423	429	431	435	442	450	455	459	460	459	440
2009	461	462	464	468	475	484	498	507	514	521	532	537	494
2010	541	538	536	538	540	547	554	556	562	565	569	580	552
2011	588	584	584	587	592	597	604	610	614	620	624	619	602
2012	619	623	626	634	640	648	658	667	675	681	686	689	654
2013	695	701	705	711	720	730	741	753	759	766	777	766	735
2014	759	759	765	773	780	787	801	810	813	815	816	810	759
2015	808	806	807	809	816	824	827	836	843	853	857	857	829

<b>46. ALL INDIA CONSUMER PRICE INDEX (Cost of Living Index) FOR INDUSTRIAL WORKERS FOR THE PERIOD 2004-2015 (Kerala Centre wise)</b>																									
Sl.No.	Name of Location	<b>2004 (Base Year 1986-87 =100)</b>												<b>2005 (Base Year 1986-87 =100)</b>											
		January	February	March	April	May	June	July	August	September	October	November	December	January	February	March	April	May	June	July	August	September	October	November	December
1	AllIndia General Index	504	504	504	504	508	512	517	522	523	526	525	521	526	525	525	529	527	529	538	540	542	548	553	550
2	Alwaye	504	500	505	506	515	520	520	519	518	521	524	527	531	536	533	538	539	540	548	544	544	542	551	555
3	Mundakkayam	492	493	491	494	498	504	502	502	501	501	511	510	509	507	506	508	511	512	516	514	514	515	522	535
4	Kollam	529	531	527	530	530	535	529	530	536	533	539	550	552	540	537	536	538	543	554	545	551	542	549	561
5	Thiruvananthapuram	578	573	569	559	570	577	579	568	573	569	583	595	613	599	601	586	597	609	610	606	609	621	613	621
Sl.No.	Name of Location	<b>2006 (Base Year 2001 =100)</b>												<b>2007 (Base Year 2001 =100)</b>											
		January	February	March	April	May	June	July	August	September	October	November	December	January	February	March	April	May	June	July	August	September	October	November	December
1	AllIndia General Index	119	119	119	120	121	123	124	124	125	127	127	127	127	128	127	128	129	130	132	133	133	134	134	134
2	Alwaye	123	122	122	123	124	126	127	127	127	127	127	128	127	129	127	127	128	132	134	133	132	132	133	135
3	Mundakkayam	122	122	121	123	124	125	126	125	124	126	126	126	127	129	127	128	130	131	132	131	129	130	131	134
4	Kollam	125	124	123	125	125	128	129	126	124	125	127	128	130	128	126	124	126	130	128	126	129	128	131	136
5	Thiruvananthapuram													<b>Centre changed from Kerala</b>											

Sl.No.	Name of Location	2008 (Base Year 2001 =100)												2009 (Base Year 2001 =100)											
		January	February	March	April	May	June	July	August	September	October	November	December	January	February	March	April	May	June	July	August	September	October	November	December
1	AllIndia General Index	134	135	137	138	139	140	143	145	146	148	148	147	148	148	148	150	151	153	160	162	163	165	168	169
2	Alwaye	137	136	136	140	140	140	143	144	144	145	148	148	150	148	146	147	151	150	155	155	155	155	160	160
3	Mundakkayam	135	137	138	142	144	145	146	148	149	151	153	154	156	153	153	156	158	159	159	158	159	161	165	170
4	Kollam	136	139	139	140	142	143	146	144	141	145	150	151	152	149	149	153	151	151	155	152	152	155	161	162
5	Thiruvananthapuram	Centre changed from Kerala												Centre changed from Kerala											
Sl.No.	Name of Location	2010 (Base Year 2001 =100)												2011 (Base Year 2001 =100)											
		January	February	March	April	May	June	July	August	September	October	November	December	January	February	March	April	May	June	July	August	September	October	November	December
1	AllIndia General Index	172	170	170	170	172	174	178	178	179	181	182	185	188	185	185	186	187	189	193	194	197	198	199	197
2	Alwaye	161	161	161	161	164	166	169	170	170	171	172	175	179	179	179	181	183	184	187	187	191	189	189	188
3	Mundakkayam	169	168	167	169	170	174	177	176	177	178	182	184	189	186	186	186	191	193	192	191	193	192	194	196
4	Kollam	169	168	165	164	165	171	178	176	175	178	180	189	193	195	192	192	196	195	194	191	195	196	198	199

Sl.No.	Name of Location	2012 (Base Year 2001 =100)												2013 (Base Year 2001 =100)											
		January	February	March	April	May	June	July	August	September	October	November	December	January	February	March	April	May	June	July	August	September	October	November	December
1	All India General Index	198	199	201	205	206	208	212	214	215	217	218	219	221	223	224	226	228	231	235	237	238	241	243	239
2	Ernakulam	190	191	191	194	196	199	202	202	203	204	205	212	179	179	179	181	183	184	187	187	191	189	189	188
3	Mundakkayam	197	196	202	209	211	212	216	217	220	221	224	231	189	186	186	186	191	193	192	191	193	192	194	196
4	Kollam	202	197	200	200	200	203	207	206	208	209	213	221	193	195	192	192	192	195	194	191	195	196	198	199
Sl.No.	Name of Location	2014 (Base Year 2001 =100)												2015 (Base Year 2001 =100)											
		January	February	March	April	May	June	July	August	September	October	November	December	January	February	March	April	May	June	July	August	September	October	November	December
1	All India General Index	237	238	239	242	244	246	252	253	253	253	253	253	254	253	254	256	258	261	263	264	266	269	270	269
2	Ernakulam	232	236	238	244	247	247	252	254	255	255	254	256	258	256	256	258	263	264	265	262	259	258	261	263
3	Mundakkayam	254	255	254	258	263	267	274	272	270	268	268	267	268	268	267	269	273	275	274	271	273	277	283	286
4	Kollam	251	260	255	259	258	259	264	262	263	266	263	265	270	269	272	272	273	288	282	280	278	279	278	285

**47. NUMBER OF REGISTERED LABOURS AND AMOUNT OF EXPENDITURE INCURED FOR VARIOUS WELFARE ACTIVITIES OF SOME IMPORTANT WELFARE FUND BOARDS, UNDER THE CONTROL OF LABOUR DEPARTMENT FOR THE PERIOD FROM 2004-2013**

Sl.No.	Name of Institution	Year of Establishment	Upto 2003				2004				2005			
			No. of Labours			Amount in Rs.	No. of Labours			Amount in Rs.	No. of Labours			Amount in Rs.
			Male	Female	Total		Male	Female	Total		Male	Female	Total	
1	Kerala Head Load Workers Welfare Fund Board, Ernakulam.	1986	52789	59	52848	404246411	45017	52	45069	167229761	47028	54	47082	177264859
i	Unattached workers													
ii	Attached workers (Estd: 1995)		779	0	779	23278	498	0	498	12646	484	0	529	19087
iii	Scattered workers (Estd: 1999)		38889	34	38923	1606816	38383	37	38432	1626831	39916	19	24504	1083109
2	Kerala Toddy workers welfare Fund	1970	40974	212	18573672	1866400	41124	210	41334	21198105	40483	205	40688	21521588
3	Kerala Agricultural Workers Welfare fund Board, Pootholi, Thrissur	1990			1811491	60742256			29540	45679130			13226	47508098
4	Kerala Artisans and skilled workers Benefit Scheme.	1986	191038	227741	418779	12737550	1306	1881	3187	5126867	860	1228	2088	8520391
5	Kerala Cashew Workers Relief & Welfare Fund Board, Kollam	1988	3741	155580	159321	52790199	252	5561	5813	72840911	821	10702	11523	66895838
6	Kerala Abkari Workers Welfare Fund Board,	1989	1213	27	1240	6028477	347	2	349	7113476	357	3	360	7275932
7	Kerala Laundry workers welfare scheme	2004	0	0	0	0	222	327	549	0	342	951	1293	0
8	Kerala Barber-Beautician workers welfare Scheme	2004	0	0	0	0	604	450	1054	0	2757	1019	3776	30416
9	Kerala Beedi & Cigar Workers' Welfare Fund Board, Kannur	1996			39023	1127695			367	1712548			665	2399165
10	Kerala Shops & Commercial Establishment Workers Welfare Fund Board	2006												
11	Kerala Small Plantations Workers Welfare Fund Board, Kottayam.	2009												
12	Kerala Jewellery Workers Welfare Fund Board, Thiruvananthapuram	2009												

Data source: Concerned Board

**47. NUMBER OF REGISTERED LABOURS AND AMOUNT OF EXPENDITURE INCURED FOR VARIOUS WELFARE ACTIVITIES OF SOME IMPORTANT WELFARE FUND BOARDS, UNDER THE CONTROL OF LABOUR DEPARTMENT FOR THE PERIOD FROM 2004-2013**

Sl.No.	Name of Institution	2006				2007				2008			
		No. of Labours			Amount in Rs.	No. of Labours			Amount in Rs.	No. of Labours			Amount in Rs.
		Male	Female	Total		Male	Female	Total		Male	Female	Total	
1	Kerala Head Load Workers Welfare Fund Board, Ernakulam.	49498	55	49553	203543734	54250	56	54306	221901462	57397	54	57451	278782870
i	Unattached workers												
ii	Attached workers (Estd: 1995)	469	0	469	3600	952	0	952	11396	938	0	938	7458
iii	Scattered workers (Estd: 1999)	22546	25	22571	1215266	24140	19	24339	2100140	28543	33	28576	4115357
2	Kerala Toddy workers welfare Fund	39682	198	39880	30040109	39670	218	39888	27031997	39318	206	39524	31486519
3	Kerala Agricultural Workers Welfare fund Board, Pootholi, Thrissur			6260	74481729			14954	87458716			50965	113371623
4	Kerala Artisans and skilled workers Benefit Scheme.	1338	2316	3664	7464629	1292	1704	2996	7725477	2841	2634	5475	10950554
5	Kerala Cashew Workers Relief & Welfare Fund Board, Kollam	287	5074	5361	108966958	222	4978	5200	91157659	322	5057	5379	111887087
6	Kerala Abkari Workers Welfare Fund Board,	351	0	351	6757896	363	0	363	12847937	368	11	379	13264616
7	Kerala Laundry workers welfare scheme	230	451	681	0	126	252	378	1929916	161	330	491	238632
8	Kerala Barber-Beautician workers welfare Scheme	1808	1530	3338	94567	1009	741	1750	1025764	1100	2786	3886	1201720
9	Kerala Beedi & Cigar Workers' Welfare Fund Board, Kannur			769	3090865			380	13414194			620	5945777
10	Kerala Shops & Commercial Establishment Workers Welfare Fund Board					5631	2919	8550	0	103335	50615	153950	0
11	Kerala Small Plantations Workers Welfare Fund Board, Kottayam.												
12	Kerala Jewellery Workers Welfare Fund Board, Thiruvananthapuram												

Data source: Concerned Board

**47. NUMBER OF REGISTERED LABOURS AND AMOUNT OF EXPENDITURE INCURED FOR VARIOUS WELFARE ACTIVITIES OF SOME IMPORTANT WELFARE FUND BOARDS, UNDER THE CONTROL OF LABOUR DEPARTMENT FOR THE PERIOD FROM 2004-2013**

Sl.No.	Name of Institution	2009				2010				2011			
		No.of Labours			Amount in Rs.	No.of Labours			Amount in Rs.	No.of Labours			Amount in Rs.
		Male	Female	Total		Male	Female	Total		Male	Female	Total	
1	Kerala Head Load Workers Welfare Fund Board, Ernakulam.	62532	54	62586	340303698	66608	56	66664	411446109	68417	58	68475	445793396
i	Unattached workers												
ii	Attached workers (Estd: 1995)	1017	0	1017	13475	1197	0	1197	29151	1170	0	1170	17166
iii	Scattered workers (Estd: 1999)	23925	20	23945	4972707	30011	218	30229	8336716	30804	238	31042	7037185
2	Kerala Toddy workers welfare Fund	38219	210	38429	34164372	37597	220	37817	89224273	39463	200	39663	94870127
3	Kerala Agricultural Workers Welfare fund Board, Pootholi, Thrissur			42017	125019420			21029	568382463			88498	705377827
4	Kerala Artisans and skilled workers Benefit Scheme.	8843	7715	1558	10141199	11535	14257	25792	11728092	9754	13958	23712	9282905
5	Kerala Cashew Workers Relief & Welfare Fund Board, Kollam	270	6502	6772	110981572	225	4947	5172	213367335	231	3943	4174	254033921
6	Kerala Abkari Workers Welfare Fund Board,	479	3	482	16026678	1161	10	1171	21695089	515	2	517	25154093
7	Kerala Laundry workers welfare scheme	160	287	447	163829	109	176	285	2694928	117	417	534	205663
8	Kerala Barber-Beautician workers welfare Scheme	1655	1513	3168	1821795	1094	1029	2123	1803030	1282	986	2268	2977824
9	Kerala Beedi & Cigar Workers' Welfare Fund Board, Kannur			265	9788340			233	16925326			137	8421982
10	Kerala Shops & Commercial Establishment Workers Welfare Fund Board	81619	34182	115801	0	62720	27086	87891	1217172	67059	26601	93660	2931456
11	Kerala Small Plantations Workers Welfare Fund Board, Kottayam.	364	241	659	0	4222	1340	5562	0	3239	1423	4662	0
12	Kerala Jewellery Workers Welfare Fund Board, Thiruvananthapuram									3906	727	4620	0

Data source: Concerned Board



**47. NUMBER OF REGISTERED LABOURS AND AMOUNT OF EXPENDITURE INCURED FOR VARIOUS WELFARE  
ACTIVITIES OF SOME IMPORTANT WELFARE FUND BOARDS, UNDER THE CONTROL OF LABOUR  
DEPARTMENT FOR THE PERIOD FROM 2004-2013**

Sl.No.	Name of Institution	2012				2013			
		No. of Labours			Amount in Rs.	No. of Labours			Amount in Rs.
		Male	Female	Total		Male	Female	Total	
1	Kerala Head Load Workers Welfare Fund Board, Ernakulam.	70710	55	70765	516347786	70312	58	70370	591087459
i	Unattached workers								
ii	Attached workers (Estd: 1995)	981	0	981	25555	923	0	923	5293
iii	Scattered workers (Estd: 1999)	32278	250	32528	6207624	32948	253	33201	5537545
2	Kerala Toddy workers welfare Fund	39469	175	39644	102170959	38361	172	38533	106047236
3	Kerala Agricultural Workers Welfare fund Board, Pootholi, Thrissur			127251	76315226			28014	48771838
4	Kerala Artisans and skilled workers Benefit Scheme.	8215	9139	17354	11937245	10268	9516	19784	17897268
5	Kerala Cashew Workers Relief & Welfare Fund Board, Kollam	227	3731	3958	364906080	149	4202	4351	278638703
6	Kerala Abkari Workers Welfare Fund Board,	511	9	520	28207370	1001	12	1013	47435507
7	Kerala Laundry workers welfare scheme	130	299	429	2823159	68	196	264	2218236
8	Kerala Barber-Beautician workers welfare Scheme	699	1430	2129	6122862	471	1347	1818	15972532
9	Kerala Beedi & Cigar Workers' Welfare Fund Board, Kannur			136	41972993			184	
10	Kerala Shops & Commercial Establishment Workers Welfare Fund Board	66722	33687	100409	4215905	65314	29369	90708	8002364
11	Kerala Small Plantations Workers Welfare Fund Board, Kottayam.	1443	723	2166	0	638	388	1026	60597
12	Kerala Jewellery Workers Welfare Fund Board, Thiruvananthapuram	4676	1611	6316	0	1571	1476	3045	140000

Data source: Concerned Board

## 48.PLANTATIONS IN KERALA

### DETAILS OF REGISTERED PLANTATIONS IN THIRUVANANTHAPURAM DISTRICT

SL.No.	Name & Address of Plantations	Name& address of Owner/Manager	Extent		No. of workers			Remarks
			Area in Acres	Area in Hectares	Male	Female	Total	
1	2	3	4	5	6	7	8	9
1	Gokul Rubber Estate, Vithura Muttambalam.P.O.	Sacharia Kurian MD Gokul Rubber estate, Vithura	221.53	89.69	49	0	49	
2	Bonaccadu Estate, Mahaveer Plantations (P) Ltd., Viithura,	Sailesh T Bhansali, Silver Bright House, Chullikkal road, Kochi, 682005	1377.99	557.89	324	300	624	
3	Ponmudi Rubber Estate, Union Cardamon (P) Ltd., Ponmudi.	Isac E Kalathil, Manager	250.00	101.21	17	0	17	
4	Ponmudi Tea Estate, Ponmudi P.O. Vithura	Kurian E Kalathil, TCXV/1004 HO Vazhuthakkad, TVM.	872.92	353.41	19	13	32	
5	Merchisten Estate,Southern field ventures Pvt Ltd. Ponmudi.Regd.Office TCXV/1057, Vazhuthakkad, TVM.	Xavi Mano Mathew,M/s Southern field ventres Pvt Ltd. Santhi TCXV 1057 ,Vaxhutha kkadu. Tvpmm -695014	664.20	268.91	199	40	239	
6	Braemore Estate, Peringamala Idinjar P.O	Ramakrishna Sharma, General manager	765.00	309.72	14	24	38	
7	Dhanam Plantations, Anappara P.O.,Vithura, Thiruvananthapuram-695551	P.D Mathew & Susan Mathew,Parayil house, Anappara P. O.	32.33	13.09	13	4	17	
8	Lekshmi Estate, Vithura,	Rig.Rev.Geevarghese Mar Themothios Bishop of Thiruvalla, Thiruvalla P.O.	209.95	85.00	15	0	15	
9	Riverview Rubber Estate, Anappara.P.O.	M.D .Maria Jacob, AARA/19 Avittom road,Medical college, TVM	94.59	38.30	11	2	13	
10	Mukattumala 'A' Estate, Kalliyil P.O.Kuttichel	Mg. Director M.D. Joseph, Manooparambil, Kanjirappalli P. O	68.79	27.85	3	0	3	

1	2	3	4	5	6	7	8	9
11	Mukkattu mala B Estate,	Elisabeth Joseph, Manoopparambil House, Kanjirappally P.O Kottayam.	28.75	11.64	7	0	7	
12	Venkulam Rubber Estate, Mukkattumala C Estate,	Jose Joseph, Manoopparmbil House, Kanjirappally P.O. Kottayam	27.17	11.00	6	0	6	
13	Pothupara A Estate,Manjappara P.O, Cheeranikkara	A.MuhammedBasheer Kalloor villa VN 7, Pothupara	9.00	3.64	2	0	2	
14	Pothupara.B.Estate, Manjappara P.O, Cheeranikkara	Dr. A. Sheelamoney, Kalloor villa VN 7, Pothupara, Trivandrum	9.00	3.64	2	0	2	
15	Pothupara C Estate, Manjappara P.O, Cheeranikkara	Vinod Basheer, kalloorvilla, VN 7, Pothupara,	7.00	2.83	1	0	1	
16	Malamari Estate, Daivappura P.O	Narayanan Nair, Gopakumar, K.Geetha, V.Kumary Dhanya,Sasthamangalam , TVM	200.00	80.97	9	0	9	
17	Sreekrishnavilasom Estate, Daivappura P.O Peringamala	Balogopalan Nair, Sreekrishna vilasam, Daivappura P.O. Peringamala	16.00	6.48	4	0	4	
18	Little Flower Estate, Sambuthangi, Kottoor P.O, Thiruvananthapuram- 695574	Fr. Christudas M.K, Manager	104.33	42.24	20	0	20	
<b>TOTAL</b>			<b>4958.55</b>	<b>2007.50</b>	<b>715</b>	<b>383</b>	<b>1098</b>	

DETAILS OF REGISTERED PLANTATIONS IN KOLLAM DISTRICT								
SL.No.	Name & Address of Plantations	Name& address of Owner/Manager	Extent		No. of workers			Remarks
			Area in Acres	Area in Hectares	Male	Female	Total	
1	2	3	4	5	6	7	8	9
1	HML Nagamala Estate, Kazhthurutty.P.O.	Manager, Harrisons Malayalam Ltd.	1406.27	569.34	172	108	280	

1	2	3	4	5	6	7	8	9
2	HML Isfield Estate, Kalthuruthy, Manager	Manager, Harrisons Malayalam Ltd.	2642.80	1069.96	192	143	335	
3	HML Venture Estate, Kalthurutty P.O.	Manager, Harrisons Malayalam Ltd.	1614.76	653.75	171	54	225	
4	Good Hope Estate , Plachery.	Mrs. TharaPeter, Thekkeveetil, Puthenkavu, Chengannur.	114.00	46.15	15	7	22	
5	New Hope Estate, Plachery.	Dr. George Peter, Thekkeveetil, Puthenkavu, Chengannur	42.00	17.00	7	3	10	
6	New Good Hope Estate ( West), Plachery	Dr. George Peter, Thekkeveetil, Puthenkavu, Chengannur	30.00	12.15	6	0	6	
7	Gee Gee Estate, Plachery.	Dileep Oomman& ShemaOomman, Thekke- veetil, Puthenkavu, Chengannur.	88.00	35.63	5	3	8	
8	New Good Hope Estate ( east), Plachery	Dileep Oomman, Thekkeveetil, Puthenkavu, Chengannur	30.00	12.15	14	11	25	
9	New Hope West Estate, Plachery.	George Ummen, Thekkeveetil, Puthencavu, Chengannur	42.00	17.00	8	3	11	
10	Riya Estate& Resorts Ltd., Thenmala.	GMJ Thampi 23/Eden Bunglow, Hira Nandini Garden, Powa, Mumbai 400 176	206	83.40	30	15	45	
11	Travancore Rubber. & Tea.Co. Ltd., Ambanad Estate, Kazhuthurutty, Supdt. Ambanad Estate	Chairman TR& TeaCo. Ltd. PattomPalace P.O. Thiruvananthapuram-4	2705.00	1095.14	206	155	361	
12	Oil Palm India Ltd, Yeroor Estate,Anchal Kulathuppuzha Road, Bharatheepuram P.O.	Mg. Director, Oil Palm India Ltd.Kodimatha, Kottayam.	5013.78	2029.87	134	160	294	

1	2	3	4	5	6	7	8	9
13	Oil Palm India Ltd, Kulathupuzha Estate, Dali P.O.	Mg. Director, Oil Palm India Ltd.Kodimatha, Kottayam.	963.30	390.00	29	49	78	
14	Thalakode Estate,Yeroor, Bharatheepuram P.O.	Rachel Oommen, Thekeveetil, Puthencavu, Chenganoor	27.00	10.93	0	0	0	
15	Fairland Estate,Yeroor	Manuel Benchamin	27.00	10.93	0	0	0	
16	Be Be Estate, Punalur	Mary Oommen, Be Be bungalow, Nellippalli P.O., Punalur.	224.55	90.91	60	1	61	
17	Vilakkuvettaom Estate, Vilakkuvettom, Punalur	Mary Oommen, Be Be Bungalow, Nellippally P.O., Punalur	122.96	49.78	14	11	25	
18	Neelammal Estate, Punalur,	Mary Oommen, Be Be Bungalow, Nellippally P.O., Punalur	245.10	99.23	19	6	25	
19	Kailas Estate, Punalur, Maniyar	Mary Oommen, Be Be Bungalow, Nellippally P.O., Punalur	48.26	19.54	12	4	16	
20	Rehabitation Plantation Ltd-Ayranalloor Estate, Tholicode, Punalur	Managing Director, R P L Ltd., Punalur	1724.85	698.32	206	161	367	
21	Rehabitation Plantation Ltd-Kulathupuzha Estate,	Managing Director, R P L Ltd., Punalur	3302.71	1337.13	386	337	723	
22	Chithalvetty Estate, State Farming Corporation of Kerala, Valakkode.P.O.	Managing Director, SFCK Ltd.,Alimukku, Vettithitta P.O. Punalur.	1470.89	595.50	174	252	426	
23	Cheruppittakavu Estate, State Farming Corporation of Kerala	Managing Director, SFCK Ltd.,Alimukku, Vettithitta P.O. Punalur.	1007.76	408.00	162	187	349	
24	Kumarakudy Estate, State Farming Corporation of Kerala Piravanthoor.P.O.	Managing Director, SFCK Ltd.,Alimukku, Vettithitta P.O. Punalur.	975.65	395.00	35	44	79	

Replantin, Replanting

1	2	3	4	5	6	7	8	9
25	Mullumala Estate, State Farming Corporation of Kerala,	Managing Director, SFCK Ltd., Alimukku, Vettithitta P.O. Punalur.	1007.76	408.00	52	32	84	
26	Graceland land estate, Yeroor, C.K. Thomas Mg. Director	S. Sunil Kumar, K.P. 14/640 Makham, Kumarapuram, Medical College. P.O., Thiruvananthapuram.	66.00	26.72	10	1	11	
27	Rajagiri Rubber & Produce Co. Ltd. Shaliacarry Estate, Punalur. Manager	Managing Director, Rajagiri Rubber & Produce Co. Ltd., Post Box No.4626, Panampally nagar, Kochi.	1521.50	615.99	194	43	237	
28	N.S.S. Estate, Pattazhi	General Secretary. N.S.S. Changanacherry	155.00	62.75	33	0	33	
29	Priya Estate, Achankovil.	Dr. Suresh	493.00	199.60	0	0	0	
30	Rockwood Estate, Kulathupuzha	Thomas Mathew, pathanamthitta	356.00	144.13	0	0	0	
31	Oil Palm India Ltd. Chithara Estate,	Mg. Director, Oil Palm India Ltd. Kodimatha, Kottayam.	2331.68	944.00	110	135	245	
32	Bed Ford Estate, Aryancavu	George Mathew, Poyanil House, Kozhencherry	76.57	31.00	5	3	8	
<b>TOTAL</b>			<b>30082.13</b>	<b>12194.00</b>	<b>2479</b>	<b>1949</b>	<b>4413</b>	

Replanting Replanting

DETAILS OF REGISTERED PLANTATIONS IN PATHANAMTHITTA DISTRICT								
Sl.No.	Name & Address of Plantations	Name & address of Owner/Manager	Extent		No. of workers			Remarks
			Area in Acres	Area in Hectares	Male	Female	Total	
1	2	3	4	5	6	7	8	9

1	Thannithode Estate, Plantation Corporation Kerala, Thannithode P.O., Konny.	Subairkhan, Managing Director, Plantation Corporation Kerala Ltd.,	1609.43	651.59	32	36	68	
---	---	--	---------	--------	----	----	----	--

1	2	3	4	5	6	7	8	9
2	Kumbuzha Estate, Harrisons Malayalam Ltd., Malayalappuzha Eram P.O. Pathanamthitta,	Managing Director, Harrisons Malayalam Ltd., Bristow road, Willington Island. Cochiin.	2587.65	1047.63	180	194	374	
3	Konney Estate, Harrisons Malayalam Ltd., Kallelythottam P.O., Pathanamthitta.	Managing Director, Harrisons Malayalam Ltd., Bristow road, Willington Island. Cochin. M.D.Joseph, Mg. Director and Board of Directors,	2626.30	1063.28	158	109	267	
4	Chemmani Estate, Chengara P.O., Konni.	Vanchinad Rubber & Produce Co. Ltd., Mannipparambil,	229.98	93.11	36	13	49	
5	Therakattu Plantations, Elikode, Nirathupara.P.O., Koodal, Pathanamthitta.	Koshy, T. Cherian, Therakathu Bunglow College Road, Pathanamthitta	23.17	9.38	4	0	4	
6	Rajagiri Estate, ( Rajagiri Rubber Produce Co. Ltd.) , Nirathupara P.O., Koodal	K.Suresh, Executive Director, Rajagiri Rubber Produce Co. Ltd., Nirathupara.P.O., Koodal Pathanamthitta	778.67	315.25	105	77	182	
7	Kodumon Estate, Plantation Corporation of Kerala Ltd., Nedumonkavu, P.O., Koodal; (Via) Pathanamthitta	Subairkhan, Managing Director, Plantation Corporation Kerala Ltd.,	2969.24	1202.12	232	211	443	
8	Chandnappally Estate, Plantation Corporation of Kerala Ltd., Nedumoncavu.P.O. (Via) Koodal	Subairkhan, Managing Director, Plantation Corporation Kerala Ltd., Gl. Secretary, Nair Service Society, Perunna, Changanacherry ArchBishop of Trivandrum Archbishop's House, Pattom, Trivandrum P.G. Cheriyan, Mg. Director West Coast Industrial Co. Ltd., Kuttapuzha.P.O. Thiruvalla.	4107.61	1663.00	199	239	438	
9	N.S.S Estate, Dayanandapuram, Vadakkadathukavu		19.12	7.74	3	0	3	
10	Amalagiri Estate, Paranthai P.O., Pandalam.		80.03	32.40	5	0	5	
11	Arayanpara 'A' Estate. Kunnam, Vechoochira.		27.91	11.30	3	0	3	

1	2	3	4	5	6	7	8	9
12	Bethany Estate, Ranni-Perunadu	Father Superior, Bethany Ashram, Pathanamthitta.	121.65	49.25	8	0	8	
13	Thalikkara Estate, Ranni-Perunadu	Mother Superior, Bethany convent	73.83	29.89	11	0	11	
14	Harrisons Malayalam Ltd., Lahai Estate, Ranni-Perinad.P.O., Pathanamthitta	Managing Director, Harrisons Malayalam Ltd., Bristow road, Willington Island. Cochin.	2626.30	1063.28	158	109	267	
15	K.C.G Estate, (Anand Varghese), Chittar P.O., Chittar.	KCGVarghese, Elizabeth Varghese, No.11, 4th Main Road, NehruNagar, Chennai-20	2.99	1.21	1	0	1	
16	KCG Estate, (Asok Varghese) Chittar P.O., Chittar.	Asok Varghese, NO.11 Main Road, Nehru Nagar, Chennai-20	2.99	1.21	1	0	1	
17	KCG Estate, (Elizebeth Varghese) Chittar P.O., Chittar.	Elizebeth Varghese, NO.11 Main Road, Nehru Nagar, Chennai-20	2.99	1.21	1	0	1	
18	HETC Estate, ( Anand Jacob Varghese), ChittarP.O., Chittar.	Anand Jacob Varghese, NO.11 Main Road, Nehru Nagar, Chennai-20	49.99	20.24	8	0	8	
19	K.F.D.C. Pachakkanam, Cardamam Project, Gavi P.O., Vandiperiyar.	Regional Manager, K.F.D.C. Ltd., Aranyakam, Karapuzha, Kottayam.	2529.28	1024.00	124	158	282	
20	Koothattukulam Rubber Estate, Karikayam P.O. , Chittar.	Mg. Director, Velimalai Rubber Co. Ltd., koothattukulam Estate, Karikayam P.O. Chitar, Kottayam-1 Lizyamma Kurian, Puthenpurackal	725.61	293.77	21	6	27	
21	Leo Plantations, Chittar, Pathanamthitta,	HouseKumaramperoor, Vadasserikkara, Seethathode, Pathanamthitta Varghese Kurian, PuthenpurackalHouseKu	1.24	0.50	1	0	1	
22	Lijo Plantations, Chittar, Pathanamthitta,	maramperoor, Vadasserikkara, Seethathode, Pathanamthitta	3.29	1.33	1	0	1	



1	2	3	4	5	6	7	8	9
23	N.S.S. Estate, Noorokod, Vechoochira.P.O., Pathanamthitta	Gl. Secretary, Nair Service Society, Perunna, Changanacherry	226.62	91.75	19	3	22	
24	Perianad Estate, Midland Rubber & Produce Co. Ltd., P.B. 1685, Panambilly Nagar, Perumanoor.P.O., Cochin- 15.,	Rajasekharan, M.D., Midland Rubber & Produce Company Ltd.,P.B. No.1685,Panampally Nagar. Varghese Kurian & Lizyamma Kurian, Puthenpurackal House, Kumaramperoor, Vadasserikkara, Seethathode,	858.25	347.47	101	25	126	
25	PVL Plantations, Chittar, Ranni, Pathanamthitta	Dr. James jacob, Director, Rubber Research Institute of India, Kottayam.	4.94	2.00	1	0	1	
26	Rubber Board Central Experiment station, Chethekal. Thompikandom P.O. Ranni	Administrative Officer, Travancore Devaswam Board, SFCK Nilackal Estate, Nilackal.	629.36	254.80	129	80	209	
27	State Farming Corporation of Kerala Ltd. Nilakkal Estate,	Varghese Kurian, M.D. Ist Floor, anjana Complex, Vytila, Aroor Road, Kundanoor.P.O., EKM	272.98	110.52	18	14	32	
28	VKL Estate India Ltd.,Vadakkakara, Chittar P.O., Ranny, Pathanamthitta,		57.82	23.41	4	0	4	
<b>TOTAL</b>			<b>23261.22</b>	<b>9427.64</b>	<b>1582</b>	<b>1295</b>	<b>2862</b>	

#### DETAILS OF REGISTERED PLANTATIONS IN ALAPPUZHA DISTRICT- NIL

DETAILS OF REGISTERED PLANTATIONS IN KOTTAYAM DISTRICT								
Sl.No.	Name & Address of Plantations	Name& address of Owner/Manager	Extent		No. of workers			Remarks
			Area in Acres	Area in Hectares	Male	Female	Total	
1	2	3	4	5	6	7	8	9
1	Rubber Research Institute Experimental Farm Division(Rubber Board), Puthuppally, Kottayam.	Director, Rubber Research Institutie of India, Rubber Board.P.O., Puthuppally , Kottayam.	141.98	57.48	11	9	20	

1	2	3	4	5	6	7	8	9
2	N.S.S. Estate, Karukachal, P.O., Karukachal.	General Secretary, Nair Service Society, Perunna, Changanasserry.	40.98	16.59	13	0	13	
3	N.S.S. Estate, Mylady, Karukachal P.O., Karukachal.	General Secretary, Nair Service Society, Perunna, Changanasserv	21.07	8.53	2	0	2	
4	Panampunna Estate, Vazhoor East P.O., Kottayam.	Mariam Varghese, Mg. Partner, Panampunnayil House, Kottayam.	141.98	57.48	12	0	12	
5	B.C.Chervally Estate, P.B.No.2, Erumeli.P.O Kottayam	President Gospel for Asia Manjadi Post Thruvally	2263.26	916.30	233	133	366	
6	Chembakapara Estate, K.V.I. Estate(P) Ltd., Erumeli.P.O., Kottayam.	K.V.Chacko, K.V.T. Estate(P) Ltd., Kalathipadi, Vadavathoor.P.O., Kottayam	169.94	68.80	11	0	11	
7	Chenappady Rubber Estate, Vizhikkithodu P.O., Kanjirappally, Kottayam.	K.V.Chacko, K.V.T. Estate(P) Ltd., Kalathipadi, Vadavathoor.P.O., Kottayam	165.49	67.00	14	12	26	
8	Chittady Estate,Chittadi.P.O., Parathode, Mundakkayam.	P.T.Joseph,, Managinig Director,The Tropical Plantations Ltd. P.B.No.4, Kottayam.	530.56	214.80	51	45	96	
9	Erumeli Estate,Propose.P.O. Erumeli	P.A. Eapen, Managing Director, Travancore Rubbers Ltd., Kottayam.	756.07	306.10	58	43	101	
10	Mundakkayam Estate, Harrisons Malayalam Ltd.,Mundakkayam P.O., Kottayam	Managing Director, Harrisons Malayalam Ltd., Bristow road, Willington Island. Cochiini.	1411.85	571.60	140	82	222	
11	Kollamkulam 'C' Estate, Kollamkulam, Parathode.P.O., Kanjirappally, Kottayam	Sunil Thomas, Kollamkulam House, Velichayani, Parathode P.O.	46.93	19.00	4	0	4	
12	Koovappally Rubber Estate, St. Dominic's Cathedral, P.B. No. 83, Kanjirappally.	Trustee-Mathai, Koovappally Rubber Estate, St. Dominic's Cathedral, P.B. No. 83, Kanjirappally.	152.40	61.70	17	3	20	
13	KudukkavallyEstate, Propose.P.O. Erumeli	Bishop, Diocess of Kajirappally.	149.04	60.34	24	3	27	

1	2	3	4	5	6	7	8	9
14	Kuttikal Estate, Thalunkal P.O., Koottickal, Mundakkayam, 686 514.	Mg. Director, Kailas Rubber Co. Ltd., Kuttikal Estate, Thalunkal P.O., Koottickal, Mundakkayam, 686 514.	939.84	380.50	41	50	91	
15	Pazhoothadam Estate, Parathode P.O., Kanjirappally.	The Kuttanad Rubber Company Ltd., Kelachandra Nagar, Chingavanam P.O., Kottayam.	445.09	180.20	40	30	70	
16	RB Central Nursery, Mukkada P.O., Karikkattoor. 678 582	Secretary, Rubber Board, Keezhikkunnu P.O., Kottayam.	49.99	20.24	11	9	20	
17	Mampady Estate, Puthuparampil Agencies Pvt. Ltd. Kanimala P.O., Erumeli.	P.J. Chacko, Managing Director, Puthuparampil, 31st Mile, Mundakkayam.	154.99	62.75	25	3	28	
18	Vellanadi Estate, Mundakkayam P.O., Kottayam.	P.T. Joseph managing Director, The Tropical Plantations Ltd. Vellanadi Estate, Mundakkayam P.O., Kottayam.	752.12	304.50	73	73	146	
19	Vengathanam Estate, Oorackanadu, P.O. Parathode, Mundakkayam, Kottayam.	P.T. Joseph managing Director, The Tropical Plantations Ltd. Vellanadi Estate, Mundakkayam P.O., Kottayam.	1205.36	488.00	93	71	164	
20	Teekoy Estate, Teekoy Rubbers(P) Ltd., Teekoy Estate, Teekoy P.O.	Thomas Joseph, Managing Director, Teekoy Rubbers(P) Ltd., Teekoy Estate, Teekoy P.O., Pala	930.45	376.70	10	0	10	
<b>TOTAL</b>			<b>10469.37</b>	<b>4238.61</b>	<b>883</b>	<b>566</b>	<b>1465</b>	

DETAILS OF REGISTERED PLANTATIONS IN IDUKKI DISTRICT								
SL.No.	Name & Address of Plantations	Name& address of Owner/Manager	Extent		No. of workers			Remarks
			Area in Acres	Area in Hectares	Male	Female	Total	
1	2	3	4	5	6	7	8	9
1	Cumbummettu Estate, Karunapuram, Cumbummettu P.O.	Smt. Vimala Pervez, Kallivayalil, Kuttikkanam.P.O., Peermade	22.11	8.95	4	3	7	
2	Cumbummettu Estate, Karunapuram, Cumbummettu P.O.	Sri. Joseph Micheal Kallivayalil, Kuttikkanam.P.O., Peermade	22.06	8.93	3	6	9	
3	Cumbummettu Estate, Karunapuram, Cumbummettu P.O.	Smt. Geetha Varghese, Kallivayalil, Kuttikkanam.P.O., Peermade	22.08	8.94	5	4	9	
4	Edappookalam Coffee Estate, Ayyappankovil, K.Chapath P.O.	T.D. Mathew, Edappookalam Coffee Estate, AyyappanKovil, K.Chapath P.O.	144.96	58.69	20	24	44	
5	Poomalay Estate, Ayyappancoil, K.Chapath P.O.	Abraham Oommen, Mg. Partner, Puthet, Kallooparambil, Pakki.P.O. 686012.	172.90	70.00	22	22	44	
6	Malabar Agricultural Co. Ltd., Karikulam& Allardy Estate, K. Chappath P.O	GeorgeM.Thomas Malabar Agricultural Co. Ltd., Karikulam& Allardy Estate, K. Chappath P.O	402.86	163.10	29	26	55	
7	Thomson Estate, K.Chapath P.O, Idukki-685506,	Sri. Biju Varghese Thomas, Kuttiparambil House, Vadavathoor.P.O. Kottayam-10	100.79	40.81	11	9	20	
8	Udhanshram Estate, Anavilasom.P.O., Kumaly	Fr. OrfioSuzzi, President & Counsilar Udhanshram, Anavilasom.P.O	175.00	70.85	20	24	44	
9	Upper Surrianalle Estate, Chinnakanal, Surinallee.P.O	Pankaj Kapoor, Manager, Upper Surrianalle Estate, Harrisons Malayalam Ltd., Surinallee.P.O	1563.93	633.17	309	436	745	
10	Panniar Estate, Panniar Estate.P.O., Devikulam	Pankaj Kapoor, Manager, Harrisons Malayalam Ltd., Panniar Estate P.O.	760.49	307.89	234	270	504	

1	2	3	4	5	6	7	8	9
11	Periakanal Estate, Tata Global Beverages Ltd., Chinnakanal P.O.	M.S. Sangeetha Thalvar, Tata Global Beverages Ltd., Chinnakanal P.O.	1279.11	517.86	300	312	612	
12	Sanjose Tea Estate, Kailasnadu P.O., Nedumkandam.	Scaria Jose, Sanjose Tea Estate, Kailasnadu P.O., Nedumkandam.	112.53	45.56	8	7	15	
13	Rathan Plantations, K.Chappath P.O.	Sounder Rajan, Rathan Plantations, K.Chappath P.O.	485.75	196.66	113	109	222	
14	Johnson Plantations, Pottankadu P.O., Iruttala	George Antony, Pottankadu P.O., Iruttala	173.35	70.18	62	81	143	
15	Muthukkad Estate/Mass enterprises Ltd, Chinnakanal P.O.	T.T. Jose, M.D. Mass Enterprises Ltd., Chinnakanal P.O.	305.14	123.54	14	16	30	
16	Moolathara Cardamom Estate, Santhanpara, Poopara P.O.	Bojaaraj, D.Venkataraman, Pankajam Hosue, Bodinayakannoor, Madurai Dist. TamilNadu	158.08	64.00	12	14	26	
17	Gudampara Estate, Santhanpara P.O., Poopara	Thomas Micheal, Gudampara Estate, Santhanpara P.O., Poopara	449.12	181.83	5	23	28	
18	K.R.V. Cardamom Plantation Pvt. Ltd., Santhanpara,	John Joseph, K.R.V. Cardamom Plantation Pvt. Ltd., Santhanpara,	383.89	155.42	15	19	34	
19	Kanam Cardamom Estate, Santhanpara.Puthady P.O.	George Varghese, P.V. Varghese, Annamma Varghese, Thomas Varghese, Kanam Cardamom Estate, Santhanpara, Puthady.P.O.	115.75	46.86	5	10	15	
20	Alagakumar Estate, N.R.City P.O., Rajakkad,	A.S.R. Subbiah, A.S.R. Alagakumar, Pankajam Hosue, Bodinayakannoor, Madurai Dist. TamilNadu	83.07	33.63	9	7	16	
21	P.G.F. Ltd., Kalkoonthal, Nedumkandom.P.O.	Bhuvanendra, P.G.F. Ltd., Kalkoonthal, Nedumkandom.P.O.	113.20	45.83	12	17	29	
22	Keezhanjalil Estate, Kalkoonthal, Nedumkandom P.O.	Sri. Thomas Tharian, Keezhanjali Estate, Kalkoonthal, Nedumkandom P.O.	35.28	14.28	3	4	7	

1	2	3	4	5	6	7	8	9
23	Pampadumpara Estate, Pampadumpara P.O.	S.B. Prabhakaran, Pampadumpara Estate, Pampadumpara P.O.	225.69	91.37	12	18	30	
24	Devagiri Estate & Cauvery Estate, Pampadumpara P.O.	S.B.Shankar, Devagiri Estate & Cauvery Estate, Pampadumpara P.O.	411.01	166.40	22	38	60	
25	Amaravathy Estate, Pampadumpara P.O.	Kanakavalliammal, Amaravathy Estate, Pampadumpara P.O.	189.98	76.92	11	20	31	
26	Sholayar Estate, Pampadumpara P.O.	S.B. Prabhakaran, Sholayar Estate, Pampadumpara P.O.	177.77	71.97	11	16	27	
27	Evergreen Plantation, Puliyannamala P.O.	Dr. Mathew Samuel Evergreen Plantation, Puliyannamala.P.O., Kattappana	81.56	33.02	12	15	27	
28	Indian Cardamom Research Institute , Myladumpara	Deputy Director, Spices Board, Myladumpara, Kylasanadu.P.O., Idukki	86.05	34.84	10	11	21	
29	Cardamom ResearchStation, Pampadumpara P.O.	Registrar kerala Agriculatural Univeristy, Vellankara.P.O. Thrissur.	160.15	64.84	14	18	32	
30	Kollamkulam Estate, Puliyannamala P.O.	M.S. Meyyappan, Puliyannamala, Idukki	56.81	23.00	3	4	7	
31	Sangeetha Estate, Puliyannamala P.O.	Vijayappan Nair, Sangeetha Estate, Puliyannamala P.O.	60.05	24.31	7	10	17	
32	Edassery Estate, Pampupara P.O. Chakkupallom,	Smt. C.P. Maggi, E. J Davis Edassery Estate Pampupara.P.O., Vandanmedu	34.19	13.84	3	9	12	
33	Ramagiri Estate, Vandanmedu, Pampupara P.O., Mangaladevi.	P. Meena,P.Sobha, Lakshmi A. Nair, Ramakrishnan M.R. Easwarivilas, Sasthamangalam. P.O. Tvm.	63.04	25.52	12	12	24	
34	V.S.C Estate, Vandanmedu, Pampupara P.O.	Selvi.C. Deepa and Selvi Silpa V.S.C. Estate, Mangaladevi, Pampurayil.P.O.	17.12	6.93	6	3	9	
35	J.M.J. Plantation, Pampupara P.O., Chittampara	Davis Michael	45.50	18.42	3	25	28	

1	2	3	4	5	6	7	8	9
36	Rajakkad Estate, Rajakkad P.O.	Chinnamma Micheal, Sheena Reji, Preetha Mathew, Leelamma Mathew, Thressiamma Joseph, Thankamma Joseph, Mini Micheal, Sheeba Thomas, Sheela Micheal, Mannarkattu House, Pala	227.66	92.17	34	42	76	
37	S.M.S.A. Estate, , Sulthana, Chenkara.P.O.	Mohammed Ibrahim.K.s., Manager, S.M.S.A. , Sulthana, Chenkara.P.O.	107.00	43.32	9	11	20	
38	Rajakkad Cardamom Estate, 300Acare N.R. City P.O.	S. Subramaniam Ram Raj , Dhorothy Dharmaraj Pankajam Hosue, Bodinayakannoor, Madurai Dist. TamilNadu	81.77	33.10	5	6	11	
39	K.P.K.M. Estate, Sulthania Estate, Chenkara.P.O., ,	KPK Muhammed, Proprietor,K.P.K.M. Estate, Sulthania Estate, Chenkara.P.O.	15.40	6.23	4	7	11	
40	M.R. Estate, Sulthania Chenkara.P.O.	M. Rokkiah Ammal M.R.. Estate, Sulthania Chenkara.P.O	10.67	4.32	2	4	6	
41	K.S.M. Estate, Sulthania, Chenkara.P.O.	K.A. Ibrahimkhan, K.S.M. Estate, Sulthania, Chenkara.P.O.	10.67	4.32	1	3	4	
42	K.S.M. Estate, Sulthania, Chenkara.P.O.	Ahammed Meeran, K.S.M. Estate,	14.39	5.83	1	1	2	
43	K.M.Y. Estate, Sulthania , Chenkara.P.O.,	K.Muhammd Fathima,K.M.Y. Estate, Sulthania , Chenkara.P.O.,	14.39	5.83	1	1	2	
44	K.S.A. Estate, Sulthania , Chenkara.P.O.,	S. Sarammal, Proprietor K.S.A. Estate, Sulthania , Chenkara.P.O.,	14.39	5.83	2	4	6	
45	M.M.F.. Estate, Sulthania , Chenkara.P.O.,	M. Muhammed Fathima, Proprietor M.M.F.. Estate, Sulthania , Chenkara.P.O.,	14.39	5.83	2	2	4	

1	2	3	4	5	6	7	8	9
46	K.M.H... Estate, Sulthania , Chenkara.P.O.,	K Muhammed Habibullah, Proprietor K.M.H.Estate, Sulthania , Chenkara.P.O.,	14.36	5.81	2	6	8	
47	M.K.M.. Estate, Sulthania , Chenkara.P.O.,	M. Khader Meeran, Proprietor M.K.M.Estate, Sulthania , Chenkara.P.O.,	14.39	5.83	1	3	4	
48	K.A.R. Estate, Sulthania , Chenkara.P.O.,	K.A. Ibrahim Khan Proprietor, KAR Estate, Sulthania , Chenkara.P.O.,	12.94	5.24	1	4	5	
49	A.S.L.. Estate, Sulthania , Chenkara.P.O.,	K.Muhammd Habeebulla	12.94	5.24	1	3	4	
50	Rajakkad Cardamom Estate,Rajakkad P.O. Udumbanchola.	Ramraj Kumar & Anne Aleyamma, Pankajam House, Bodinayakannur 626 513 Madurai Dist.	40.02	16.20	2	3	5	
51	Corpus Christy Estate, Udumbanchola, Chittampara, Pampuparai.P.O.	Jeena	18.22	7.38	2	4	6	
52	Pathinipara Estate, Pampadumpara.P.O. 685556	V.C. S. Rajan, Mg. Partner, Pathinipara Estate, K.K. Thomas Mg.	120.00	48.58	8	13	21	
53	Shaju Plantations, Anayirankal.P.O.,	Partner, Shaju Plantations, Anayirankal.P.O	76.00	30.77	10	13	23	
54	Elavanam Estate, Pampupara.P.O., Vandanmedu-68551,	Sri. Mani.M. Mani, Elavanam Estate, Pampupara, P.O., Vandanmedu	117.01	47.37	14	22	36	
55	Vellimala Estate, Vandanmedu 685551,	Mathew Scaria, Pottenkulam, Vellimala, Vandanmedu	24.00	9.72	3	6	9	
56	Sumeru Plantations, Mavady.P.O., Kalkoonthal, Nedumkandom.	M.M. Mani, Proprietor, Sumeru Plantations, Kalkoonthal, Mavady.P.O., Nedumkandom	178.47	72.25	2	12	14	
57	ACC Plantations, Mangaladevi, Pampupara.P.O., Vandanmedu,	A.C. Chummar, akkara House, Olloor.P.O., Thrissur	24.70	10.00	5	11	16	



1	2	3	4	5	6	7	8	9
58	V.V. Estate,Vellimala Vandanmedu P.O., 685 551,	Jimmy Scaria, Pottenkulam, Vellimala, Vandanmedu	23.00	9.31	3	6	9	
59	Khani Estate, Pampadumpara.P.O.	V.V.D Vikraman	136.49	55.26	8	10	18	
60	Veiladichampara Estate, Santhanpara P.O.	Sasi Prabhu	120.20	48.67	10	13	23	
61	Khadeeja Estate, Puliyamala P.O., Kattappana,	N. Jahangir Makkar Manzil, Aluva.P.O.	98.80	40.00	8	10	18	
62	Pushpam Estate, Pampadumpara.P.O.	Sri. V.Chandrashekara Nadar, Pushpam Estate, Pampadumpara	25.22	10.21	1	2	3	
63	R.S. Ramraj Estate, Kalkoonthal, Nedumkandom.P.O.	R.S. Ramraj	16.97	6.87	1	3	4	
64	R. Revathy Estate, Kalkoonthal, Nedumkandom.P.O,	R. Revathy, 8/35, Gandhiji Street, Sillamarathupatti.P.O	16.97	6.87	2	2	4	
65	R. Subhayya Estate, Kalkoonthal, Nedumkandom.P.O,	R. Subhayya Sillamarathupatti Main Road, Palasarakukkaddi.	12.99	5.26	1	2	3	
66	S. Jeeva Rathinam Estate, Kalkoonthal, Nedumkandom.P.O,	S. Jeeva Rathinam Sillamarathupatti Main Road, Palasarakukkaddi.	9.24	3.74	1	2	3	
67	R. Susaritha Estate, Kalkoonthal, Nedumkandom.P.O,	S. Susaritha, 8/35 Gandhiji Street, Sillamarathupatti.P.O	6.00	2.43	1	2	3	
68	Shanmukha Priya Estate, Kalkoonthal, Nedumkandom.P.O,	Shanmukha Priya 8/35 Gandhiji Street, Sillamarathupatti.P.O	9.68	3.92	1	2	3	
69	G. Subetha Estate, Kalkoonthal, Nedumkandom.P.O,	G. Subetha, 8/35 Gandhiji Street, Sillamarathupatti.P.O	9.68	3.92	1	3	4	
70	R.S.Rajendran. Estate, Kalkoonthal, Nedumkandom.P.O.	R.S. Rajeendran, R.S.Theatre, Kasthuribai Road, Sillamarathupatti.P.O	6.00	2.43	2	3	5	
71	S.K. Deepa, Estate Kalkoonthal, Nedumkandom.P.O,	S.K. Deepa, 8/34 Gandhiji Street, Sillamarathupatti.P.O	6.00	2.43	1	4	5	

1	2	3	4	5	6	7	8	9
72	S. Manju Estate, Kalkoonthal, Nedumkandom.P.O,	R. Manju,, 8/35 Gandhiji Street, Sillamarathupatti.P.O	10.65	4.31	1	4	5	
73	Ceres Estate, Pampupara.P.O., Vandanmedu,	Rabekko Chacko, Cerers Estate, Pampupara.P.O., Vandanmedu 685551	10.00	4.05	2	5	7	
74	Chathurangappara Estate, Chathurangappara.	R. Sukumar, Pankajam House, Bodinayakannur 626513 Madurai Dist	32.65	13.22	4	5	9	
75	Meriya Tass Hill Plantations, Anavilasom.P.O., Idukki,	Joseph Kallivayalil	477.03	193.13	7	27	34	
76	Clare Mount Plantations Pvt.Ltd., Chathurengappara	Ajaya Kumar	47.79	19.35	12	25	37	
77	Lock-hart Estate,HML, Devikulam P.O., Devikulam.	N.Dhanraj, CEO, HML, Bristuv Road W.Island, Cochi	1593.15	645.00	217	511	728	
78	Pallivasal Estate,Pallivasal. P.O., Pallivasal.	Harish Bhatt, Managing Director, TATA Global Beverages Ltd., Munnar	1499.56	607.11	260	763	1023	
79	Lakshmi Estate, Munnar P.O., Munnar.	Chacko P. Thomas Managing Director, K,D.H.P. Company(P) Ltd. Munnar	5115.47	2071.04	625	1162	1787	
80	Nyamakkad Estate, Munnar P.O., Munnar.	Chacko P. Thomas Managing Director, K,D.H.P. Company(P) Ltd. Munnar	9163.70	3710.00	540	999	1539	
81	Madupatty Estate, Madupatty P.O., Madupatty	Chacko P. Thomas Managing Director, K,D.H.P. Company(P) Ltd. Munnar	7269.21	2943.00	780	1942	2722	
82	Chunduvurrai Estate, Yellappetty P.O. Chunduvurrai.	Chacko P. Thomas Managing Director, K,D.H.P. Company(P) Ltd. Munnar	10212.29	4134.53	895	1531	2426	
83	Guderal Tea Estate, Munnar P.O., Munnar.	Chacko P. Thomas Managing Director, K,D.H.P. Company(P) Ltd. Munnar	8711.69	3527.00	793	1103	1896	

1	2	3	4	5	6	7	8	9
84	Gundumally Tea Estate, Munnar P.O., Munnar.	Chacko P. Thomas Managing Director, K,D.H.P. Company(P) Ltd. Munnar	9346.80	3784.13	796	1476	2272	
85	Nullathanni Estate,Munnar P.O., Munnar.	Chacko P. Thomas Managing Director, K,D.H.P. Company(P) Ltd. Munnar	8919.17	3611.00	720	1499	2219	
86	Talayar Tea Co.Ltd., Talliar Estate, Talliar P.O.	K. Balachandran, Managing Dirtector, Talayar Tea company(P) Ltd, Talliar P.O.	2521.87	1021.00	250	325	575	
87	KFDC Ltd., Munnar.P.O., Cardamon Project, Mankulam.	Regional Manager, K.F.D.C., Aranyakom,Karappuzha, Kottayam	269.23	109.00	45	21	66	
88	KFDC Ltd.,Kadalar Unit, Mankulam P.O., Kadalar	Regional Manager, K.F.D.C., Aranyakom,Karappuzha, Kottayam	95.84	38.80	6	8	14	
89	Kallarvalley Cardamom estate, Kallar- Vattiyar P.O.	Prakash Challa,Challa mall 8th floor No.II Thyagaraja Road T. Nagar,Chennai.	281.58	114.00	19	21	40	
90	Lucky Estate, Kallar, VattiyarP.O.	T V George Thuruthiyil, Kallar-Vattiyar P.O. Sulphath Muhammad kutty, K.C. Joseph Road	14.82	6.00	5	3	8	
91	Palamadam Estate, Kallar- Vattiyar P.O.	8 th Cross road, Panampilly Nagar, Cochin	66.69	27.00	7	8	15	
92	Makayiram Plantations Ltd., Devikulam, Munnar.P.O.	T V Narayanankutty, Managing Director, GCDA Appartments Gandhinagar Cochin.	51.74	20.95	5	18	23	
93	E.V.M. Plantations, Kallar- Vattiyar P.O.	Jose Mathew, edakkattukudi house, Trikkariyoor P.O. Kothamangalam.	22.23	9.00	5	3	8	
94	Johnson estate, Kallare- Vattiyar P.O.	George Antony, Pothanikkad (H), Kothamangalam.	70.00	28.34	5	17	22	
95	U.C.L. Estate, Kallar- Vattiyar P.O.	Ciril Issac, Kureethadam House, Elenji	112.00	45.34	3	27	30	

1	2	3	4	5	6	7	8	9
96	Pulimoottil Estate, Kallar-Vattiyar P.O	Luke Stephen, Pulimoottil House, Thodupuzha P.O., Thodupuzha.	15.00	6.07	3	20	23	
97	Sreelakshmi Cardamom Estate, Pothamedu P.O. Munnar.	R. Rajagopal, Rajalakshmi Cardomom Estate Pothamedu P.O.	34.58	14.00	0	7	7	
98	St. Thomas Estate, Kallar-Vattiyar P.O.	Sali Raghavan, Parathanathu House, Bison Valley P.O.	76.00	30.77	12	34	46	
99	Bio-tech Plantations, Kallar-Vattiyar	P.I. Kunjachan, Puthussery House, GCDA Colony, Thottakkattukara P.O., Aluva.	19.76	8.00	0	8	8	
100	Good Earth Plantations, Pothamedu P.O., Munnar.	I.K. Sasi Thekkethalackal, Santhigram P.O., Kattappana.	30.00	12.15	1	13	14	
101	Das Plantations, Kallar-Vattiyar P.O.	C.M. Bhadrar, Chettiparambi House, Edappally P.O., Edappally.	205.00	83.00	4	30	34	
102	V.T.J. Estate, Letchmi Colony, Munnar P.O.	Paul Raj, Puthenpurackal House, Mangalath Lane, Thevara, Cochin.	25.00	10.12	8	9	17	
103	St. Antony's Estate, Letchmi Colony, Munnar P.O.	George Antony, Pothanikkad House, Kothamangalam.P.O., Kothamangalam.	45.00	18.22	4	12	16	
104	VNR Estate, Kallar-Vattiyar P.O.	Jose Mathew, edakkattukudi house, Trikkariyoor P.O. Kothamangalam.	76.00	30.77	32	13	45	
105	Kaliyar Estate, Kodikulam P.O., Thodupuzha 685 584	Manager, Kaliyar Estate, Harrisons Malayalam Ltd, Willington Island, Cochi.	1465.40	593.28	157	84	241	
106	Malankara Estate, Mrala P.O., Thodupuzha. 685 584	Malankara Plantations Ltd., Kodimatha, Kottayam	1710.48	692.50	163	110	273	
107	Velliamattom Rubber Estate, Pannimattom, Elamdesam, Thodupuzha.	Tom Thomas, Managing Director, Karikkode Rubber(1945) Ltd., Pala, Kottayam.	277.13	112.20	0	0	0	Slaughter Tapping

1	2	3	4	5	6	7	8	9
108	Oil Palm Seed Garden, Vettimattom P.O. Kalayanthani, Thodupuzha.	Managing Director, Oil Palm India Ltd., Old Star Theatre Road, Kottayam.	98.60	39.92	5	2	7	Slaughter Lockedout Tapping
109	Methanath Tea Estate, Elappalli, Elappalli.P.O., Moolamattom	Sri. M.V.. Gaanesh, MethanathHouse, South Marady, Muvattupuzha	111.15	45.00	0	0	0	
110	Kanni Elam Project, Maniyaramkudy P.O., Thodupuzha.	Thopdupuzha Regional Manager, Kerala Forest Development Corporation Ltd,. Azad Road, Kaloor, Cochin.	1443.72	584.50	0	0	0	Not working
111	Thottathil Rubber Plantations, Koovappilly P.O., Chakkikkaavu, Thodupuzha, Idukki.	Biju V. thottam,Jovial B Thottam, Thottathil House, Market Road, Muvattupuzha.	21.58	8.74	3	12	15	
112	Port Land, Estate Moongalar.P.O. Vandiperiyar	Alexander Kurian, ManagingPartner	88.92	36.00	6	2	8	
113	Viruthithipadavil Estate, Moongalar.P.O., Vandiperiyar	Alexander Kurian, ManagingPartner	98.80	40.00	4	1	5	
114	Boyce Rubber Estates Mundakayam	Kurian George	1664.51	673.89	241	176	417	
115	Semnivalley/Chinnar Estate, Chemmannu, Elappara.	Ashok Duggar.Mg. Director Hailyburie Estate Ltd.	918.37	371.81	218	146	364	
116	Wallardie Estate,Harrisons Malayalam Ltd., Vandiperiyar	Sunder Rajan, Manager, Harrisons Malayalam Ltd. Wallardie Estate, Vandiperiyar	2046.27	828.45	283	475	758	
117	Pambanar Estate, Willington Island, Cochi	Poabs enterprises Ltd.	598.98	242.50	124	199	323	
118	Nellikai Estate, Vandiperiyar P.O.	Poabs enterprises Ltd.	427.85	173.22	58	114	172	
119	Milgram Estate(Mlamalay Estate), Vandiperiyar,	Dr Korahjohn, MarikudiyilHouse, Kizhakambalam P O EKM	561.13	227.18	128	111	239	
120	Haileyburia Estate,Elappara	Managing Director, Haileyburia Estate,Kaitharam bldgs ,Kottayam.	622.61	252.07	59	77	136	

1	2	3	4	5	6	7	8	9
121	Moongalar Estate Vandiperiyar Estate ,Vandiperiyar P O	Sanjay, Manager, Harrisons Malayalam LTd., Vandiperiyar.	1744.17	706.14	280	300	580	
122	Chandravanam estates , Keerikkara P.O.,Vandiperiyar.	Thomas Philip, Proprietor, Chandravanam estate, Keerikara P O., Vandiperiyar	568.10	230.00	18	19	37	
123	Pattumalay Estate Vandiperiyar,Harrisons Malayalam LTD Estate Peermade P O	Dharma Raj , Manager,Harrisons Malayalam LTd., Vandiperiyar.	506.37	205.01	182	182	364	
124	Kuppakayam Estate, Peruvanthanam, The Travancore rubber & tea Co. Ltd. Kuppakayam P. O	George P. Jacob, Managing Director	1232.48	498.98	192	302	494	
125	Valley End Estate, The Travancore rubber & tea Co. Ltd. Kuppakayam P O	George P. Jacob, Managing Director	1691.41	684.78	181	130	311	
126	Stagbrook Estate, Neelagiri Tea Estates Ltd., Peermade P O	Abraham Mathew.	777.73	314.87	62	100	162	
127	Glenmary Estate, Elappara, Peermade P O	Thomas Mathew, Senoir Manager Glenmary Estate Peermade P O.	930.37	376.67	196	290	486	
128	Alampally Tea Estate,Vagamon,	Superintendent, Alampally Tea Estate Passupara P O .	413.40	167.37	76	75	151	
129	Tyford Tea LTD Estate, Tyford Estate, Fairfeild P O	Rajendran,Manager ,Tyford Estate,Fairfeild P O	1370.85	555.00	156	262	418	
130	Aranakal Estate,Midland Rubber& Produce Company Ltd, Vandiperiyar.	S.Devadas Managing Director, Aranakal Estate, Vandiperiyar PO	2566.68	1039.14	436	497	933	
131	Carady Goody Estate(AVT), Vandiperiyar Manager Carady Goody Estate,Vandiperiyar	P.S. King, Manager, Aranackal Estate, Vandiperiyar PO	1349.95	546.54	156	199	355	
132	Passupara Estate, Passupara	Manager Passupara Estate Passupara PO.	743.22	300.90	59	75	134	

1	2	3	4	5	6	7	8	9
133	Gramby Estate, peermade, Elappara, Manager Gramby Estate Vandiperiyar P.O	Poabs enterprises Ltd.	948.48	384.00	80	100	180	
134	Passumala Estate, (RBT), Vandiperiyar P.O.	Abraham Tharakan, M/S Ram bahadur Thakur PVT LTD., passumala Estate, Vandiperiyar P O	629.41	254.82	105	180	285	
135	Manjumala Estate (RBT), Vandiperiyar P O	Poabs enterprises Ltd.	857.31	347.09	110	161	271	
136	Mount Estate (RBT), Vandiperiyar,P O	Manager, Mount estate RBT Ltd	356.10	144.17	62	35	97	
137	Thangamalai estate (RBT) Vandiperiyar,P O	M/S Ram bahadur Thakur PVT Ltd.	994.99	402.83	72	137	209	
138	Thengakkal estate, Thengakkal East, Vandiperiyar,P O	Poabs enterprises Ltd.	818.48	331.37	127	186	313	
139	Kottamala Estate, Elappara	Poabs enterprises Ltd.	883.05	357.51	97	128	225	
140	Kurisumalai Tea Estate, Peermade	Partners Kurisumalai Tea Estate, Peermade P O	61.71	24.98	24	39	63	
141	Ashley Estate,Peermade P.O.	Director,udayagiri rubber Co LTD., Ancheril bank Bldgs kottayam.	410.00	165.99	26	35	61	
142	Vimalagiri Plantations. Lakshmi Kovil estate,Lakshmi kovil P.O. peermade.	Biju Joseph,	136.89	55.42	11	22	33	
143	Aranyavalley Estate PVT Ltd., Vandiperyar,	M/S Araniavalley Estate PVT Ltd regd Office 191 Girinagar Cochin 20	84.00	34.01	6	14	20	
144	Hope Plantations, Koduakarnam Estate.	Thomas Mathew, Manager koduakarnam Estate.	753.87	305.21	138	252	390	
145	Kozhikanam estate, Elappara P. O	M/S Ram bahadur Thakur PVT LTD kozhikanam estate Elappara P O.	737.71	298.67	69	76	145	
146	Landrum estate, Peermade P O	Thomas Mathew, Manager, Elappara P O	601.67	243.59	164	241	405	

1	2	3	4	5	6	7	8	9
147	Penshrust Estate, Elappara board of Directors of karintharuvi tea estates Ltd. Malankara Bldgs Kottayam	Silesh Kumar, Manager	425.85	172.41	50	60	110	
148	Devangiri estate, Kokkayar, Peermade.	Anna varghese, kongalath house,Palickara, Thiruvalla	121.00	48.99	10	19	29	
149	Choorakulam estate, Peermade, Vandiperiyar	B.Sudheesh Kumar,Manager	617.92	250.17	93	103	196	
150	Chidambaram tea Estates,peermade	F.M.Shamir Marikar	135.50	54.86	29	52	81	
151	Periyar Connemara estate of Tropical Plantations Ltd., Vandiperiyar.	PTJoseph MD,Palambadom, Kottayam	734.73	297.46	155	210	365	
152	Lonetree Estate of the peermade tea co Ltd., Elappara	M.D. Thomas	1235.00	500.00	474	674	1148	
153	Mekkunnam estate, Peermade	Joseph Kallivayalil, Proprietor	79.04	32.00	9	6	15	
154	Springvalley Estate, Chenkara P.O.	Reji John, Alice John	133.23	53.94	23	63	86	
155	Rock Land Estate,Peermade, Vandiperiyar	Alice John, proprietor, Rock Land Estate, Chenkara PO., Vandiperiyar.	148.20	60.00	2	4	6	
156	Plakkad Cardammom estate Vandiperiyar,	Renu Alexandar, Plakkad Cardammom Estate vandiperiyar	164.75	66.70	10	24	34	
157	Karimtharuvi estate, Upputhara, Elappara	L.Sailesh Kumar, Director Karimtharuvi Tea estate LTD Kottayam.	615.92	249.36	114	135	249	
158	Bonami tea Garden of M/S MMJ Plantations	Joseph michael, Managing partner and Partners, BonamiTea garden, Fairfield P. O.	984.22	398.47	70	80	150	
159	Pirmed estate(The Peermade Tea Co Ltd) , Elappara	M.D. Thomas	1308.00	529.56	150	250	400	
160	Pullickanam estate, Pullickanam, Vagamon	E. Mohanan, Manager Pullickanam P.O., Vagamon	930.84	376.86	150	140	290	



1	2	3	4	5	6	7	8	9
161	Manikal Estate(TR&T) CO Ltd.	Koshy George Paloly	2790.58	1129.79	371	141	512	
162	Pattumudy Estate, Karadikuzhy PO., Peermade	E K kurian Managing partner, Pattumudy Estate, Karadikuzhy PO., Peermade.	70.00	28.34	10	10	20	
163	Muthumalai estate, Kumali, Peermade.	Dominic Mathew.	271.70	110.00	5	13	18	
164	Gemraj Plantations, Pattamudi Estate, Karadikuzhy P.O	E.K. Kurian, Managing Partner.	69.01	27.94	20	22	42	
165	Poonkavanam Estate, Rajaqmudi, Granby	Bijoy.S	113.62	46.00	5	13	18	
166	Vagamon tea Garden, Elappara	Joseph Mathew & partners Vagamon tea Garden ,manarcatt house, Pala	2013.05	815.00	99	163	262	
167	Pullupara Tea & Coffe Estate, Peruvanthanam.	Michael A Kakallivayalil Pullupara Tea & Coffe Estate, Kuttkanam P.O., Peermade	61.75	25.00	6	19	25	
168	Plakkad Cardomom estate Pvt Ltd vandiperiyar,	Renu Alexandar, Managing Director, Plakkad Estate, vandiperiyar50 Acre	54.98	22.26	2	9	11	
169	Injikkadu Estate	Manimuthuraj	519.10	210.16	98	159	257	
170	Wembly Estate, Kokkayar	K.A. Varghese	190.19	77.00	3	5	8	

**TOTAL                    124956.99   50633.83   14130   21547   35612**

DETAILS OF REGISTERED PLANTATIONS IN ERNAKULAM DISTRICT								
Sl.No.	Name & Address of Plantations	Name& address of Owner/Manager	Extent		No. of workers			Remarks
			Area in Acres	Area in Hectares	Male	Female	Total	
1	2	3	4	5	6	7	8	9
1	Sacred Heart Estate, Malippara P.O., Kothamangalam.	Fr. Jacob mundyath (Manager), Claret Bhavan, Kuravilangad, Kottayam.	14.33	5.80	1	1	2	

1	2	3	4	5	6	7	8	9
2	Immaculate Heart Church Estate, Pothukuzhi, Kothamangalam.	Vikar, Immaculate heart Church, Kaithavana, Alappuzha.	38.90	15.75	9	1	10	
3	St Joseph Estate Malippara P.O., Kothamangalam.	Fr. Jacob mundyath(Manager), Claret Bhavan, Kuravilangad, Kottayam.	14.10	5.71	1	0	1	
4	Fathima Estate, Kothamangalam, Malippara P O	Fr. Jacob Mundyath Manager, Claret Bhavan, Kuravilangad, Kottayam.	13.76	5.57	0	1	1	
5	St Joseph pastoral Centre Estate, Pothukuzhi, Kothamangalam.	Vikar St Joseph Pastoral Centre, Arattuvazhy, Alappuzha.	20.93	8.47	0	0	0	
6	C B Estate Malippara P O Kothamangalam	Fr. Jacob Mundyath, Manager, Claret Bhavan, Kuravilangad, Kottayam.	10.57	4.28	1	1	2	
7	St George Estate , Pothukuzhi, Perumannoor P.O., Kothamangalam	Vikar St. George Catholic Church St. George Street, Alappuzha.	50.09	20.28	0	0	0	
8	Holly Cross Estate, Pothukuzhy , Nellimattom P.O., Kothamangalam.	Fr. Antony Palakuzhy Holycross Forane Church, Pazhavangadi, Alappuzha.	88.50	35.83	9	0	9	
9	Vimalagiri Estate, Pareekanni P.O., Kothamangalam.	Fr. Antony Palakuzhy Holycross Forane Church, Pazhavangadi, Alappuzha.	59.06	23.91	18	2	20	
10	St Phelomina Estate (B)	P A Paul tharakan Ayanatt parayil House, Thycattussery P O ., Alappuzha	18.53	7.50	0	0	0	
11	St Phelomina Rubber Estate (A) Kuthukuzhi P. O	Thankamma Hormese Avanattparayil(H), Thycattussery P.O, Alappuzha	28.41	11.50	0	0	0	
12	Ayanatt Rubber Estate , Kuthukuzhi P.O Kothamangalam	P.G. Hormes Tharakan Employer, Ayanatt Rubber Estate , Kuthukuzhi P.O Kothamangalam	59.06	23.91	2	0	2	

1	2	3	4	5	6	7	8	9
13	Paduvapuram rubber Estate, Nadukani P.O., Kothamangalam.	P.A. Abraham Tharakan, Ayanat Parayil, Muvattupuzha	16.06	6.50	0	0	0	
14	Nerath Plantations PVT LTD kezhamad , Thottumugham P.O., Aluva.	N.J Chacko, Nerath Gardens, Vattayal, Alappuzha.	154.94	62.73	16	0	16	
15	Palamattom Plantations Pvt.Ltd. Kuttampuzha P.O. via Kothamangalam.	P.J.Mathew, Alanickal House Edappady P.O., Bharananganam, Kottayam	136.59	55.30	11	4	15	
16	Kallala Estate, Kalady Plantations P.O., Manjapra.	Managing Director, The Pantation Corporation of Kerala Ltd. Muttambalam, Kottayam.	3769.22	1526.00	198	67	265	
17	Adirapilly Estate, Kalady Plantations P.O., Manjapra	Managing Director, The Pantation Corporation of Kerala Ltd. Muttambalam, Kottayam.	3892.52	1575.92	240	256	496	
<b>TOTAL</b>			<b>8393.56</b>	<b>3404.96</b>	<b>518</b>	<b>347</b>	<b>855</b>	

<b>DETAILS OF REGISTERED PLANTATIONS IN THRISSUR DISTRICT</b>								
<b>SL.No.</b>	<b>Name &amp; Address of Plantations</b>	<b>Name&amp; address of Owner/Manager</b>	<b>Extent</b>		<b>No. of workers</b>			<b>Remarks</b>
			<b>Area in Acres</b>	<b>Area in Hectares</b>	<b>Male</b>	<b>Female</b>	<b>Total</b>	
1	2	3	4	5	6	7	8	9
1	Malakaparai Tea Estate(Tata CoffeLtd) Pariyaram P.O. Thrissur	TATA Coffe Ltd Polibetta, Karnataka	1308.51	529.76	354	504	858	
2	Kundai Estate , Palapilly P O., Thrissur	Manager, Kundai Estate, Harrisons Malayalam Ltd. Willington Island., Cochin	1073.12	434.46	227	228	455	
3	Chemoni Estate, Palappilly P.O. Thrisur	M.Pushkarakshan, Senior General Manager, Chemoni Estate	421.83	170.78	271	268	539	
4	Pudukad Estate, Palapilly P.O Thrissur	M.Pushkarakshan, Senior general Manager,Chemoni Estate	965.30	390.81	215	195	410	

1	2	3	4	5	6	7	8	9
5	Perumpara Estate (East) Malakiparai P.O.	Noushad, Manager, Perumpara estae, Malakiparai P.O.	47.97	19.42	5	1	6	
6	Perumpara Estate (west ) Malakiparai P.O.	Noushad, Manager, Perumpara estae, Malakiparai P.O.	30.01	12.15	2	3	5	
7	Mooply Estate, Varandarapilly Palapilly P O., Thrissur	Harrisons Malayalam Ltd. Willington Island, Cochin 682003	1284.10	519.88	155	151	306	
8	Joe Dale Estate, Pazhayanoor P.O.	Mini Joseph Joe Dale Estate, Pazhayanoor.	53.11	21.50	2	2	4	
9	Palm Hill Estate, Pazhayanoor P.O.	Emmanuel Joseph Manniparambil , Seminar Road, kanjirapilly P O kottayam	57.11	23.12	0	0	0	
10	Rohini Estate, Pazhayanoor P.O.	Dominic joseph Manniparambil, Kanjirapilly P O., kottayam	29.12	11.79	4	1	5	
11	Georgea Estate , Pazhayanoor P.O.	George Joseph. No.III,Skyline, Springfield House, Padivattom, Edappally.	54.09	21.90	0	0	0	
12	Santa Maria Estate,Pazhayanoor	Emmanuel Thomas Ramapuram House, kuriachira Thrissur 680 006	109.92	44.50	0	0	0	
13	Pearl mount Rubber Estate,Thozhupadam P.O Chelakkara, Thrissur	Dr Chinamma john , Pearl mount Rubber Estate Thozhupadam P O Chelambra, Thrissur	17.98	7.28	3	1	4	
14	Castle Brook Rubber Estate , Thozhupadam P.O. Chelakkara, Thrissur	Dr John Daniel , Castle Brook Rubber Estate, Mannikkat House, Thottumugham P.O.	36.98	14.97	2	1	3	
15	Vaniyampara Rubber Estate , Vaniyampara P O Thrissur	K. Jacob Thomas, Managing Director, M/S Vaniyampara Rubber Co Ltd Vaniyampara P O Thrissur	876.85	355.00	72	59	131	
16	Mylady Estate, Madakkathara , Thrissur.	Smt Mariamma George Kuruvinakunne kalaketty P O Kottayam	10.99	4.45	0	0	0	

1	2	3	4	5	6	7	8	9
17	Oasis Estate Madakkkathara	saritha Abaraham kuruvinakunnel, kalaketty P O., Kottayam	2.79	1.13	0	0	0	
18	Greens Estate , Madakkkathara , Thrissur.	Biju Abraham kuruvinakunnel kalaketty P O Kottayam	6.69	2.71	0	0	0	
19	Sunny estate, Madakkkathara , Thrissur.	Abaraham George kuruvinakunnel, Kalaketty P O Kottayam	9.98	4.04	0	0	0	
20	Rocky Estate, Madakkkathara, Thrissur	martin K George kuruvinakunnel , kalaketty P O., Kottayam 685 508	10.99	4.45	0	0	0	
21	Choice Estate, kalaketty P O Kottayam	John K. George, Kuruvinakunnel, Kalakketty P.O, Kottayam.	12.72	5.15	0	0	0	
22	Ammati rubber Plantations,Parlikkad Vadakancherry, Thrissur.	VM Xavier, Manager Ammati rubber Plantations, Thrissur	107.32	43.45	0	0	0	
23	Palapilly Estate,Palapilly P.O., Thrissur.	Harrisons Malayalam PVT Ltd, Willington Island, Cochin 682003	1320.68	534.69	108	147	255	
24	Geo plantations, Thalappilly Pazhayanoor, Thrissur.	George babu, Kanjirakatt Thachil, Ruby Lake View W.Enclave, Thykoodam, Vytilla Cochin.	9.72	3.94	0	0	0	
25	Mary Ann plantations, Pazhayanoor, Thalappilly, Thrissur.	George babu, Kanjirakatt Thachil, Ruby Lake View Enclave,Thykoodam, Vytilla Cochin.	20.23	8.19	1	0	1	
26	Ranimedu Estate, Pazhayanoor , Thalappilly, Thrissur.	Rani babu, KanjirakattThachil, Ruby Lake View Enclave, Thykoodam, Vytiilla Cochin	19.69	7.97	0	0	0	
<b>TOTAL</b>			<b>7905.80</b>	<b>3207.49</b>	<b>1433</b>	<b>1575</b>	<b>2998</b>	

DETAILS OF REGISTERED PLANTATIONS IN PALAKKAD DISTRICT								
Sl.No.	Name & Address of Plantations	Name& address of Owner/Manager	Extent		No. of workers			Remarks
			Area in Acres	Area in Hectares	Male	Female	Total	
1	2	3	4	5	6	7	8	9
1	Anamallai Rubber Estate, Kannambra.P.O., Palakkad	Manager, Anamallai Rubber Estate, Kannambra.P.O., Palakkad	95.59	38.70	13	3	16	
2	Alexendra Estate'A' Division, padagiri.P.O., Palakkad	Proprietor, Thomas P Koshy,Alexandra Estate 'A' Division,	249.87	101.16	5	15	20	
3	Alexendra Estate'B' Division, Proprietor, Alexandra Estate 'B' Division, padagiri.P.O., Palakkad	Koshy Oommen P , Manager& Managing Director, Palachirackal, Kangeri, Chennithala Soouth, Alappuzha.	102.26	41.40	3	8	11	
4	Attappady Co-Operative Farming Society Ltd. No.P.637, Agali,	The Secretary, Attappady Co-op. Farming SocietyLtd.No.P.637, Agali, Mannarkkad, Palakkad	2452.71	993.00	100	170	270	
5	Bhavani Tea And Produce Co. Ltd., Siruvani Group Estate, Sholayar P.O., Mannarkkad, Palakkad	Prasad Oommen, Mg. Director, Bhavani Tea And Produce Co. Ltd. R.S. Puram, Coimbatore.	1204.37	487.60	122	199	321	
6	Brooklands Estate, Padagiri.P.O., Palakkad	Babu Abraham, Mg. Partner, Brookland Estate, Padagiri.P.O., Nelliampathy.	237.17	96.02	1	3	4	
7	Chandramalai Estate, Nelliampathy.P.O., Palakkad	AVG Menon, Executive Director, Veekay Tea Co. (P)Ltd., Nelliampathy.	759.97	307.68	177	223	400	
8	Dwaraka Plantations, Panniyankara.	Dominic Mathew , Managing Partner, Dwaraka Plantations, Panniyankara.	312.87	126.67	32	0	32	

1	2	3	4	5	6	7	8	9
9	Dam View Plantations,Malampuzha Dam.P.O. Palakkad	Alex Joseph, Edayadi House, Kannadi P.O.	59.28	24.00	10	10	20	
10	Devi Plantations, Mangode, Alathur, Palakkad.	T.C. Praveen, Thattamparampil House Poonkunnam, Thrissur	29.64	12.00	1	0	1	
11	Gem Plantations, Mangode.	Vinod M.G., Gem Plantation, Mangode.	61.75	25.00	3	0	3	
12	Green Acres Estate, Seethargundu, Nelliampathy	Sidhique. A.V., Green Acres Estate, Seethargundu, Nelliampathy	481.16	194.80	14	15	29	
13	Hill Top Plantations. Malampuzha Dam.P.O., Palakkad	Johnny Joseph,Edayadi House, Kannadi P.O., Palakkad.	73.11	29.60	20	12	32	
14	Janasree Estate, Mg. Director, Board of Director,	V.K.Korah, Vazhakala Rubbers, K.K.Road, Kottayam.	65.43	26.49	12	0	12	
15	Kailas 'A' Estate, Nelliampathy	P.B Paul, Proprietor, Kailas Estate A, Kottangade,, Nelliampathy	10.37	4.20	1	3	4	
16	Kailas 'A1' Estate, Nelliampathy	H. Prema Sebastian, Parakka House,Bennet Road, Thrissur	11.12	4.50	3	2	5	
17	Kailas 'B' Estate, Nelliampathy	Jasmine Tharakan , Parakka House,Club Road, Girinagar , Ernakulam.	14.82	6.00	0	0	0	
18	Kailas 'C' Estate, Nelliampathy	Tessy Joseph, Parakka House, Bennet Road, Thrissur.	14.82	6.00	0	0	0	
19	Kailas 'D' Estate, Nelliampathy.	Lissy George, Parakka House,Bethale lane, Mission Quarters, Thrissur.	12.35	5.00	0	0	0	
20	Kairali Estate & Exports (P) Ltd. Padagiri.P.O., Palakkad	Mohan Guptha, Proprietor, Kairali Estate & Exports (P) Ltd. Padagiri.P.O., Palakkad	560.99	227.12	12	16	28	

1	2	3	4	5	6	7	8	9
21	Karappara Estate 'A' Padagiri.P.O., Palakkad	Dr.P.U. Majeed, Managing Director, Hiba Annex, Pada North, Karunagappally.P.O., Kollam	533.67	216.06	10	20	30	
22	K.F.D.C. Ltd., Pakuthipalam.	The Divisional Manager, KFDC Ltd, Thrissur Division	261.52	105.88	7	14	21	
23	K.F.D.C. Ltd., Pothumala	The Divisional Manager, KFDC Ltd, Thrissur Division	289.68	117.28	40	72	112	
24	Koravampady Estate, Agali.	Kurian Thomas Mg. Director, Wood House, 5thBlock, Rambha Part Apartment, Lalbagh Road, Bangalore.	79.98	32.38	5	4	9	
25	Mukkada Rubber Plantations Estate, Anakkal, Malampuzha Dam.P.O. Palakkad	Dr. George Domiinic, Elak Estate, Anakkal P.O.	49.40	20.00	7	0	7	
26	Manimala Plantations. Panniyankara.	K.P.Punnen, Managing Partner, Unity Enclave, Kottayam.	208.00	84.21	6	0	6	
27	Mayappara Plantations,Malampuzha. Elak Estate,	Roni J. Mukkeda, Mayappara Plantations, Elaka Estate, Anakkal.P.O.	39.52	16.00	6	0	6	
28	Meera Plantations, Malampuzha,	Dr. Roy.J. Mukkada, Mukkada House, Vadavathoor, MadhuramcherryKadavu, Kottayam56.74 acre	56.07	22.70	6	0	6	
29	Manalaroo Estate, Nelliampathy.	Rajasekhaan S., Director, Manalaroo Estate, Nelliampathy	2550.37	1032.54	354	471	825	
30	Manarkkad Rubber Estate, Mannarkkad	K.P.M. Kunjahamed, Managing Director, Unnikammu Building, Mannarkkad.	383.59	155.30	57	7	64	
31	N.S.S Estate, Edathanattukara, Vattannapuram.P.O., alanaloor Palakkad	Supdt. N.S.S Estate, Edathanattukara,	395.20	160.00	31	18	49	



1	2	3	4	5	6	7	8	9
32	N.S.S. Estate, Nelliampathy, Agali.P.O., Palakkad	GeneralSecretary, Nair Service Society, Changanassery.	421.90	170.81	3	3	6	
33	Oriental Estate, Padagiri.	Jacob, Oopputtil Building, K.K.Road, Kottayam.	504.13	204.10	40	34	74	
34	Pullala Estate, Padagiri, Nelliampathy.	P.P.Sebastian, Mg. Partner, Pullala Estate, Parackal House, Bennek Road, Thrissur.	98.80	40.00	6	7	13	
35	Poothundu Estate, Padagiri.	Antony George, Director Poothundu Estate, Padagiri.	401.30	162.47	14	20	34	
36	Poabs Estate(P) Ltd. Seethargunda.P.O., Nelliampathy	Joseph Jacob, Managing. Director, Panachoriyl House, Thiruvalla.	644.47	260.92	78	111	189	
37	Riverside Plantation, Malampuzha.	Sebastian Varghese, Edayadi house, Kottayam.	197.60	80.00	30	12	42	
38	Rajakkad Estate(P) Ltd., Board of Director, Rajakkad Estate, Padagiri	Davis Manual Managing Director,The Rajakkad Estate (P) Ltd., Padagiri.	217.36	88.00	19	16	35	
39	Sooryapara Planting and Trading Co. Pvt. Ltd., Padagiri.	Jomy Xavier, ManagingDirector, Kodakkasseriyl House, Kottayam.	217.36	88.00	5	9	14	
40	T.D. Plantations, Anakkal.P.O., Malampuzha,	Dominic Thomas, Elak estate, Anakkal.	59.28	24.00	14	1	15	
41	United Plantations, Anakkal.P.O., Malampuzha,. Palakkad	RojiJ.Mukkada, Elak Estate, Anakkal.	37.05	15.00	10	0	10	
42	Velakapetta Plantations, Malampuzha.	George Joseph, Managing Director, Edayadi,Kannadi.P.O., Alappuzha	82.99	33.60	22	12	34	
43	Venus Estate, Padagiri.	Yasmeen Stiphaneos,Oopputtil Building, K.K. Road, Kottayam.	32.60	13.20	1	1	2	
44	Walliawarum Plantations, Padagiri.P.O., Nenmmara	Jommy Xavier, Kodakasseriyl House, Kodimatha (P.O), Kottayam.	232.18	94.00	8	5	13	
45	Govt. Orange & Vegetable Farm, Nelliampathy	The Superintendent, Govt. Orange & Vegetable Farm, Nelliampathy	209.95	85.00	47	44	91	
<b>TOTAL</b>			<b>15025.62</b>	<b>6093.39</b>	<b>1373</b>	<b>1581</b>	<b>2939</b>	

DETAILS OF REGISTERED PLANTATIONS IN MALAPPURAM DISTRICT								
Sl.No.	Name & Address of Plantations	Name& address of Owner/Manager	Extent		No. of workers			Remarks
			Area in Acres	Area in Hectares	Male	Female	Total	
1	2	3	4	5	6	7	8	9
1	Aspinwall and Company Ltd. Pullangode Estate, Pullanode Estate Pullangode P,O, (Via), Kalikavu	Ramavarma, Managing Director, Pattom Palace, Thiruvananthapuram.	2215.42	896.93	276	91	367	
2	M/s Madhumala Estate, Islamic Mission Trust, Poochapoyil, Anchachavidy P.O.	M I. Abdul Azeez, Chairman, Islmic Mission Trust, Madathilakathu House, Narokavu P.O., Edakkara.	33.52	13.57	3	0	3	
3	Paduanagar Rubber Estate, Pullippadam.P.O.	P.G.ThomasTharakan, Mg. partner, Aiyonat Parayil, Thycattussery.P.O., Alappuzha	115.79	46.88	6	3	9	
4	Mangad Padua Rubber Estate, Pullippadam.P.O.	P.G.ThomasTharakan, Mg. partner, Aiyonat Parayil, Thycattussery.P.O., Alappuzha	114.83	46.49	0	0	0	
5	The Nilambur Rubber co. Ltd. Nilambur Rubber Estate Chungathara P.O. Malappuram,	Sam K Abraham, Assistant Manager, Nilambur Rubber Estate, Chungathara P.O. Malappuram	298.15	120.71	19	12	31	
6	M/s Kerala Estate A2 Division Kerala Estate P.O. Kalikavu. 676 525	Ajithkumar, Manager, Kerala Estate P.O. Kalikavu (via)	39.99	16.19	3	2	5	
7	Kerala Estate 'C2' Division, Kerala Estate.P.O., Kalikavu (via)	M C Chandy & George, Co-owner, No. 55, Lavelle Road, Bangalore-1	257.70	104.33	10	0	10	

1	2	3	4	5	6	7	8	9
8	Kerala Estate A division , Kerala Estate P.O., Kalikavu ( via ) , 676 525	Chandy George, Proprietor, No. 55, Hayes Road, Bangalore 25	91.39	37.00	4	0	4	
9	Kerala Estate A1 Division, Kerala Estate.P.O., Kalikavu, Malappuram,	Mary Thampi, Manamel, K.R.S. Road, Mahagally.P.O., Mysore	92.09	37.29	2	1	3	
10	M/s Sulthana Estate, Kerala estate P.O., Kalikavu( via) 676 525. Calicut	M B. Cherian, Owner Sultana Estate, Kerala estate P.O., Kalikavu( via) 676 525. Calicut	337.45	136.62	8	20	28	
11	M/s Nilambur Rubber Estate, Palunda, Chungathara.P.O., Malappuram	M.P.Cherian, Managing Director, P.B. No. 1117	298.15	120.71	14	10	24	
12	M/s Chemmaram Padua Rubber Estate ,Chemmaram, Naduvath P.O.	P.G Thomas Tharakan,Ayyanthupurayi I, Chemmaram , Naduvath P.O.	59.97	24.28	9	2	11	
13	Paduanagar Estate, Chemmaram, Naduvath P.O.	P.A. Thomas Tharakan ManagingPartner, Pevandoor Road, Pothukuzhy, Kochi	61.87	25.05	7	2	9	
14	Nilambur Estate PlantationCorporation of Kerala Ltd., Vazhikadavu P.O.	Unnikrishnan, Managing Director, Plantation Corporation of Kerala Ltd., Head Office, Kottayam.	634.79	257.00	165	121	286	
15	Nadukkunnu Estate (PeeveesPlantations), Edivanna P.O., Nilambur, Malappuram	P.V. Abdul Wahab, Proprietor, Pulikkavattom House, Nilambur.	29.47	11.93	4	0	4	
16	Nadukkunnu Estate (PeeveesPlantations), Edivanna P.O., Nilambur, Malappuram	K.A. Jasminwahab, Proprietor, (Peevees Plantations), Pulikkavattom House, Nilambur.	29.47	11.93	4	0	4	
17	Nadukkunnu Estate (PeeveesPlantations) Edivanna P.O., Nilambur, Malappuram	P.V. Alimbubarak, Proprietor, (Peevees Plantations), Pulikkavattom House, Nilambur.	22.08	8.94	5	0	5	

1	2	3	4	5	6	7	8	9
18	Nadukkunnu Estate (Peevees Plantations) Edivanna P.O., Nilambur, Malappuram	P.V. Muhammed Muneer, Proprietor, Peevees Plantations, Pulikkavattom House, Nilambur.	29.34	11.88	3	0	3	
19	Arithala Estate, Karuvarakundu Kerala Estate Village P.O.	Gafi Gafoor Vettah House, Proprietor, Poonkunnam P.O. Thrissur	21.00	8.50	3	0	3	
20	Arithala Estate, Karuvarakundu Kerala Estate Village P.O.	Abdul Gafoor, Vettath House, Proprietor, Poonkunnam P.O. Thrissur	21.00	8.50	1	0	1	
21	Arithala Estate, Karuvarakundu Kerala Estate Village P.O.	Abdul Jabbar, Vettath House, Proprietor, Poonkunnam P.O. Thrissur	21.00	8.50	2	0	2	
22	Arithala Estate, Karuvarakundu Kerala Estate Village P.O.	Ravi Prasad & Prema, Partners, Arithala Estate, Karuvarakundu Kerala Estate Village P.O.	21.00	8.50	1	0	1	
23	Arithala Estate, Karuvarakundu Kerala Estate Village P.O.	A.T. Moosa, Proprietor, Arithala Estate, Karuvarakundu Kerala Estate Village P.O.	21.00	8.50	5	0	5	
24	Arithala Estate, Karuvarakundu Kerala Estate Village P.O.	K.Mohan Kumar, Kuruthedath House, Chazhoor, Thrissur	21.00	8.50	1	0	1	
25	Arithala Estate, Karuvarakundu Kerala Estate Village P.O.	Hafsa, Proprietor, Arithala Estate, Karuvarakundu Kerala Estate Village P.O.	21.00	8.50	1	0	1	
26	Arithala Estate, 10 E Kerala Estate, Nilambur,	T. Premai, Karithedath House, Chavakkad, Thrissur ,	21.00	8.50	2	0	2	
27	Arithala Estate, 9B Kerala Estate, Nilambur,	P.A. Rahmath, Punkunnam, Thrissur	21.00	8.50	1	0	1	
28	Arithala Estate, Karuvarakundu Kerala Estate Village P.O.	K..A. Kadheeja, Chranut House, Chavakkad, Thrissur,	21.00	8.50	2	0	2	

1	2	3	4	5	6	7	8	9
29	Arithala Estate, 6B Kerala Estate, Nilambur,	Kadheeja Jaleel, Chunmat House, Chavakkad, Thrissur , 21.336 acre	21.00	8.50	1	1	2	
30	Arithala Estate, Karuvarakundu Kerala Estate Village P.O.	Brinda Mohan Kumar,Proprietor, Arithala Estate, Karuvarakundu Kerala Estate Village P.O.	21.00	8.50	1	0	1	
31	Arithala Estate, Karuvarakundu Kerala Estate Village P.O.	Rukhiya Moosa, Proprietor, Arithala Estate, Karuvarakundu, Kerala Estate Village P.O.,	21.00	8.50	2	0	2	
32	Arithala Estate, 18D Kerala Estate, Nilambur,	K.A.Muhammed, Proprietor, Arithala Estate, Karuvarakundu, Kerala Estate Village P.O.,	15.73	6.37	1	0	1	
33	Arithala Estate, 21 A Kerala Estate, Nilambur.	P.A. Mohamamed Kabeer, Proprietor, Arithala Estate, Karuvarakundu, Kerala Estate Village P.O.,	21.00	8.50	1	0	1	
34	Arithala Estate, 19E Kerala Estate, Nilambur.	T.K.Muhammed Ashraf, Proprietor, Arithala Estate, Karuvarakundu, Kerala Estate Village P.O.,	17.73	7.18	3	0	3	
35	Arithala Estate, Karuvarakundu Kerala Estate Village P.O.	K. A. Ibrahim Kutty, Proprietor, Arithala Estate, Karuvarakundu, Kerala Estate Village P.O.,	15.73	6.37	3	0	3	
36	Arithala Estate, Karuvarakundu Kerala Estate Village P.O.	A.K. Nazar, PavathyAmsam, Chvakkod, Thrissur, ,	21.00	8.50	2	0	2	
37	Arithala Estate, Karuvarakundu Kerala Estate Village P.O.	K. Girija, Karuthedathu House, Vazhavil.P.O. Thrissur,	21.00	8.50	2	0	2	
38	Arithala Estate, Karuvarakundu Kerala Estate Village P.O.	M.S. Unni, Karuthedathu House, Chavakkad, Thrissur , acre	21.00	8.50	2	0	2	
39	Arithala Estate, Karuvarakundu Kerala Estate Village P.O.	K.A. Abdul Razak, Nishanth, House, Ponnani, Malappuram	15.73	6.37	1	0	1	
40	Arithala Estate, 2 E Kerala Estate, Nilambur,	K. Gouri, Kalappurayil House, Chavakkad, Thrissur	21.00	8.50	2	0	2	

1	2	3	4	5	6	7	8	9
41	Arithala Estate, Karuvarakundu Kerala Estate Village P.O.	T.K.Aboobacker, Proprietor, Arithala Estate, Karuvarakundu, Kerala Estate Village P.O.,	24.70	10.00	3	1	4	
42	Gokul Rubber & Tea Plantations Ltd.P.B.No.80, Perinthalmanna.P.O., Malappuram .679 322	S.Rajeev Menon, Manager, Gokul Rubber & Tea Plantations Ltd.P.B.No.80, Peerinthalmanna.P.O. Malappuram .679 322	176.41	71.42	12	7	19	
43	Pandallur Plantations(P)ltd. P.B.No.85, Perinthalmanna.P.O., Malappuram .679 322	S.Rajeev Menon, Manager, Gokul Rubber & Tea Plantations Ltd.P.B.No.80, Peerinthalmanna.P.O., Malappuram .679 322	283.98	114.97	10	12	22	
44	Balanloor Plantations & Industries Ltd. P.B.No. 79, Perinthalmanna.P.O., Malappuram .679 322	S.Rajeev Menon, Manager, Gokul Rubber & Tea Plantations Ltd.P.B.No.80, Peerinthalmanna.P.O. Malappuram .679 322	499.01	202.03	10	25	35	
45	Badra Estate, Manger, Badra Estate & Industries Ltd., P.B.No.83, Perinthalmanna.P.O., Malappuram .679 322	S.Rajeev Menon, Manager, Gokul Rubber & Tea Plantations Ltd.P.B.No.80, Peerinthalmanna.P.O., Malappuram .679 322	193.55	78.36	10	6	16	
46	Kerala Estate, C.No.1 Division, Kerala Estate P.O., Kalikavu via. 676 525	Shaji Philip&Cherian Philip Proprietors No. 33 Marks Road, Bangalore 560 001	146.27	59.22	10	2	12	
47	Madhumala Rubber Estate(Part), Malappuram.	Issac Peter, Kureethadam House, SRM Road, Cochin	14.99	6.07	3	0	3	
48	Wandodor Rubber Estate(Part) , Malappuram.	Mary Isszac, Kureethadam House, Kaloore Road, Cochin	14.99	6.07	3	0	3	
49	Madhumala Rubber Estate(Part) Malappuram.	Ritty Peter Peter, Kureethadam House, Kaloore Road, Cochin	12.00	4.86	2	0	2	

1	2	3	4	5	6	7	8	9
50	Sara Estate, Kerala Estate.P.O., Ernad Taluk, Malappuram	Arya Jacob Cherian, Sara Estate, Kerala Estate.P.O., Ernad Taluk, Malappuram	10.82	4.38	2	0	2	
51	Sara Estate, Gita Estate, Kerala Estate.P.O., Ernad Taluk, Malappuram	Arya Jacob Cherian, Gita Estate, Kerala Estate.P.O., Ernad Taluk, Malappuram.	15.83	6.41	4	3	7	
52	Rajah Estate, Thazhepalam, Tirur	T.V. Mohamed, Thyvalappi House, Thazhepalam, Tirur	42.68	17.28	4	0	4	
53	Pioneer Rubber Plntations,	Chrusola Abu, Edavanna.P.O., Nilambur.	2.00	0.81	1	0	1	
54	Aryad Estate (P) Ltd.	P.A. George, Mg. Director, Regd. Office 40/396.A azad Road,Kaloor, Cochin	49.97	20.23	8	4	12	
55	Perumpallil Rubber Estate(Part)	Issac Jose Kureethadam House, SRM Road, Cochin	16.01	6.48	2	0	2	
56	RajahEstate (Part)	J.M. Abdul Hameed, S/o. J. Moidutty Haji, Trikkaloor.P.O., Palakkad	7.09	2.87	1	0	1	
57	RajahEstate (Part)	J.M. Abdul Majeed, S/o. J. Moidutty Haji, Trikkaloor.P.O., Palakkad	3.75	1.52	1	0	1	
58	RajahEstate (Part)	J.M. Ali S/o. J. Moidutty Haji, Trikkaloor.P.O., Palakkad	7.09	2.87	1	0	1	
59	RajahEstate (Part)	J.M. Aboobacker S/o. J. Moidutty Haji, Trikkaloor.P.O., Palakkad	7.09	2.87	1	0	1	
60	Arayad Estate(P) Ltd, Edivanna P.O., Nilamboor	P.A.George, Arayad Estate(P) Ltd, Edivanna P.O., Nilamboor	49.97	20.23	6	3	9	
61	DeepaGeorge Estate, C/o. Arayad Estate(P) Ltd. Edivanna.P.O. Nilamboor	Deepa George , C/o. Arayad Estate(P) Ltd. Edivanna.P.O. Nilamboor	49.97	20.23	6	3	9	

1	2	3	4	5	6	7	8	9
62	Pioneer Rubber Plantations(Part)	Kallinthodi Pathumma, Chrussola House, Akampadam, Eranlimangad.P.O.	6.37	2.58	1	0	1	
63	Madhumala Rubber Estate(Part)	Nisha Peter (Minor) rep.by Issac Peter Kureethadaom, Kaloore Road, Cochin10 acre	97.94	39.65	9	4	13	
64	Madhumala Estate,	A Kunhammedkutty, President, Thaeafathul , Islam SanghamDarussalam, Parappur,	6.99	2.83	2	0	2	
65	M/s Madhumala Estate,	Mohammed Ali Abdul Kader, Chairman, Calicul Salva Charitable Trust, IST Buildings, M.P. Road, Kozhikkode	4.99	2.02	1	0	1	
66	Rajah Estate,	P.A. George, Proprietor, Rajah Estates, 40/396-A. Azad Road, Kaloore, Cochin	280.54	113.58	6	0		
67	Chulliode Estate,	Thressiamma Thomas, Proprietor, Chulliode Estate, Kollamkulam, Parathode.P.O., Kanjirappally	98.80	40.00	10	6	16	
68	C.T. Company Estate, P.D. , Kallunadu.P.O., Kasuvarakundu, Malappuram	P.D. Mathew, Proprietor, C.T. CompanyEstate, Kallunadu.P.O., Kasuvarakundu, Malappuram	12.99	5.26	3	0	3	
69	C.T Company estate, Kallunadu.P.O., Kasuvarakundu, Malappuram	P.M. Mathai, Proprietor, C.T. Company Estate, Kallunadu.P.O., Kasuvarakundu, Malappuram	14.15	5.73	3	0	3	
70	C.T. Company Estate,Kallunadu.P.O. Kasuvarakundu, Malappuram	Kochurani Joseph, Proprietor, C.T. Company Estate, Kallunadu.P.O., Kasuvarakundu, Malappuram	19.98	8.09	5	0	5	



1	2	3	4	5	6	7	8	9
71	C.T. Company estate, Kallunadu.P.O., Kasuvarakundu, Malappuram	P.D. Thomas Proprietor, C.T. Company Estate, Kallunadu.P.O., Kasuvarakundu, Malappuram	12.99	5.26	3	0	3	
72	C.T. Company estate, Kallunadu.P.O., Kasuvarakundu, Malappuram	Subin Thomas Proprietor, C.T. Company Estate, Kallunadu.P.O., Kasuvarakundu, Malappuram	8.99	3.64	2	0	2	
73	C.T. Company estate, Kallunadu.P.O., Kasuvarakundu, Malappuram	Siju Mathew, Proprietor, C.T. Company Estate, Kallunadu.P.O., Kasuvarakundu, Malappuram	8.99	3.64	2	0	2	
74	C.T. Company estate, Kallunadu.P.O., Kasuvarakundu, Malappuram	Mekkalathu Joseph, Proprietor, C.T. Company Estate, Kallunadu.P.O., Kasuvarakundu, Malappuram	12.00	4.86	2	0	2	
75	C.T. Company estate, Kallunadu.P.O., Kasuvarakundu, Malappuram	Brijith Devassia, Proprietor, C.T. Company Estate, Kallunadu.P.O., Kasuvarakundu, Malappuram	12.99	5.26	3	0	3	
76	C.T. Company estate, Kallunadu.P.O., Kasuvarakundu, Malappuram	Monsi Mathew, Proprietor, C.T. Company Estate, Kallunadu.P.O., Kasuvarakundu, Malappuram	10.35	4.19	2	0	2	
77	C.T. Company estate, Kallunadu.P.O., Kasuvarakundu, Malappuram	Tessy Thomas, Proprietor, C.T. Company Estate, Kallunadu.P.O., Kasuvarakundu, Malappuram	10.99	4.45	2	0	2	
78	C.T. Company estateKallunadu.P.O., Kasuvarakundu, Malappuram	Lally Mathew, Proprietor, C.T. Company Estate, Kallunadu.P.O., Kasuvarakundu, Malappuram	12.50	5.06	3	0	3	

1	2	3	4	5	6	7	8	9
79	C.T. Company estate, Kallunadu.P.O., Kasuvarakundu, Malappuram	P.H. Mathew, Proprietor, C.T. Company Estate, Kallunadu.P.O., Kasuvarakundu, Malappuram	12.50	5.06	3	0	3	
80	C.T. Company estate Kallunadu.P.O., Kasuvarakundu, Malappuram	P.H. Thomas, Proprietor, C.T. Company Estate, Kallunadu.P.O., Kasuvarakundu, Malappuram	12.50	5.06	3	0	3	
81	C.T. Company estate Kallunadu.P.O., Kasuvarakundu, Malappuram	MaryMathew, Proprietor, C.T. Company Estate, Kallunadu.P.O., Kasuvarakundu, Malappuram	12.99	5.26	3	0	3	
82	C.T. Company estate Kallunadu.P.O., Kasuvarakundu, Malappuram	P.H. Joseph, Proprietor, C.T. Company Estate, Kallunadu.P.O., Kasuvarakundu, Malappuram	4.99	2.02	1	0	1	
83	Maratt Rubber Ltd.Plantation Division, Malappuram.	M.K. Marattukulam M.D. Marratt Rubber Ltd, Bannarghetu Road, Bangalore.	222.30	90.00	5	0	5	
84	P.K. Moideen Hajee Estate,	P.K. Moideen Hajee, Palathinkandathil House, Padihattumuri.P.O., Koottilangadi.	8.87	3.59	2	0	2	
85	Veekay Rubber Estate	V.K. Mohammed Rasheed, IV th Floor, Indues Avenue, Kallai Road, Calicut.	29.27	11.85	9	6	15	
86	Veekay Rubber Estate,	V.K. Mohammed Ashraf, IV th Floor, Indues Avenue, Kallai Road, Calicut	29.27	11.85	9	6	15	
87	Veekay Rubber Estate,	V.K. Zakeer Hussain,IV Floor, Indues Avenue, Kallai Road, Calicut	29.27	11.85	9	6	15	
88	M.P George, Manamel.	CollLink Road, Finger Post, Oottamankand	92.11	37.29	4	0	4	
89	C.P.A. Estate, Kerala Estate, Malappuram,	Ashruf, Cherupanakadan, Pullangode.P.O., Kalikavu, Malppuram	13.41	5.43	3	0	3	
<b>TOTAL</b>			<b>7964.54</b>	<b>3251.56</b>	<b>840</b>	<b>415</b>	<b>1209</b>	

DETAILS OF REGISTERED PLANTATIONS IN KOZHIKKODE DISTRICT								
Sl.No.	Name & Address of Plantations	Name& address of Owner/Manager	Extent		No. of workers			Remarks
			Area in Acres	Area in Hectares	Male	Female	Total	
1	2	3	4	5	6	7	8	9
1	The Thamarapally Rubber Co. Ltd,Calicut Estate,Calicut Estate, Mokkam.P.O., Kozhikode	Billy K. Varghese, Manager, Calicut Estate Mokkam P.O., Kozhikode.	827.87	335.17	50	31	81	
2	Thirumbadi Rubber Co. Ltd, Thirumbadi Estate, Mokkam.P.O., Kozhikkode	M.K. Patwari, Director, Thirumbadi Rubber co. Ltd, Thirumbadi Estate, Mokkam.P.O., Kozhikkode	1788.40	724.05	255	90	345	
3	Cottanad Plantations Ltd, Thamarassery Rubber Estate Puthupadi P.O.,	Sabu P Sam, Manager, Cottanad Plantations Ltd, PB.No. 4, Puthupadi P.O.	347.21	140.57	34	12	46	
4	Ayaniyambad Estate, A.K.Plantations Maramchatty Koombara 673 604	A.K. Jaleel, Proprietor, A1 Padma appartments 4/105A, YMCA Road, 673 001	68.30	27.65	2	1	3	
5	Ayaniyambad Estate, KMA Estates	A.K.Kunjahammed, Proprietor, A1 Padma appartments 4/105A, YMCA Road, 673 001	50.98	20.64	0	0	0	Slaughter Tapping
6	P.K. Plantations, Ayaniyambad Estae Marachatty, Koombara 673 604	The Manager,P.K. Plantations, Ayaniyambad Estae Marachatty, Koombara 673 604	32.11	13.00	7	2	9	
7	K E Rahmath Estate, (Fathima Estate) Thamarassery P.O.	K.E Rahmath, Rajeenas, New Mahi Thalassery	14.57	5.90	1	1	2	
8	K E ReeshaEstate, (Fathima Estate) Thamarassery P.O.	K.E Reesha, Rajeenas, New Mahi, Thalassery	14.57	5.90	1	3	4	
9	K.E. Noushad Estate (Fathima Estate) Thamarassery P.O.	K E Noushad, Rajeenas, New Mahi Thalassery	14.57	5.90	1	0	1	
10	K.E. Rajina Estate, (Fathima Estate) Thamarassery P.O.	K E Rajina, Rajeenas, New Mahi, Thalassery	14.57	5.90	3	0	3	

1	2	3	4	5	6	7	8	9
11	Ayaniyambad Estae Marachatty, Koombara 673 604	P.K. Mariam Mohammed, Ayaniyambad Estae Marachatty, Koombara 673 604	39.52	16.00	3	3	6	
12	Green Mount Estate, Kunduthode.P.o., Kavilumpara, Kozhikkode. 673 513	Shaji Varghese, Proprietor, Green Mount Estate, Kunduthode.P.o., Kozhikkode	50.98	20.64	7	2	9	
13	Rose Mount Estate, Kunduthode.P.O., Kozhikkode, Kavilumpara	Sabu Varghese, Proprietor, Rose Mount Estate, Kunduthode.P.O., Kozhikkode	41.99	17.00	6	0	6	
14	Pearl Mount Estate, Kunduthode, P.O.,Kavilumpara, Kozhikkode, 673 513	ClarammaVarghese,Man galappally House, Near CMS College, Kottayam	21.00	8.50	4	3	7	
15	Blue Mount Estate, Kunduthode P.O,Kavilumpara, Kozhikkode 673 513	Biju Varghese, Mangalappally House, Near CMSCollege, Kottayam	45.99	18.62	4	2	6	
16	Mangalapally Estate, Kunduthode P.O.Kavilumpara, Kozhikkode	Sajan Varghese, Proprietor, Mangalapally Estate, KunduthodeP.O. Kavilumpara, Kozhikkode	38.98	15.78	1	0	1	
17	Kalpaka Rubber Plantations(P) Ltd., Vengappara.P.O., Koduvally, Kozhikkode	P.G.Gangadharan,Kalpak a Rubber Plantations(P) Ltd., Vengappara.P.O., Koduvally, Kozhikkode	405.75	164.27	5	0	5	
18	M/s Simex Rubber Estate, Kurichakam P.O., Kozhikkode.	Safeena Abdullah, Proprietor,M/s Simex Rubber Estate, Kurichakam P.O., Kozhikkode.	16.01	6.48	3	0	3	
19	M/s Simex Rubber Estate, Kurichakam P.O., Kozhikkode.	Sajeera Abdullah,	16.01	6.48	3	0	3	
20	M/s Simex Rubber Estate, Kurichakam P.O., Kozhikkode.	Shamseena Abdullah, Proprietor, M/s Simex Rubber Estate, Kurichakam P.O., Kozhikkode.	16.01	6.48	3	0	3	

1	2	3	4	5	6	7	8	9
21	M/s Simex Rubber Estate, Kurichakam P.O., Kozhikode.	Sameera Abdullah, Proprietor, M/s Simex Rubber Estate, Kurichakam P.O., Kozhikode.	16.01	6.48	3	0	3	
22	M/s Simex Rubber Estate, Kurichakam P.O., Kozhikode.	T.K. Kunjabdullah, Proprietor, M/s Simex Rubber Estate, Kurichakam P.O., Kozhikode.	16.01	6.48	3	1	4	
23	M/s Simex Rubber Estate, Kurichakam P.O., Kozhikode.	Sayad Abdullah, Proprietor, M/s Simex Rubber Estate, Kurichakam P.O., Kozhikode.	16.01	6.48	4	0	4	
24	Perambra Estate, Plantation Corporation Kerala Ltd., Muthukad.P.O., Calicut	Unnikrishnan, Managing Director, Plantation Corporation Kerala, Head Office Kottayam.	2610.79	1057.00	260	202	462	
25	K.M.M. Chembil Rubber Estate, Puthuppadi P.O., Kozhikkode.	Manager, K.M.M. Chembil Rubber Estate, Puthuppadi P.O., Kozhikkode.	296.08	119.87	14	12	26	
26	Jameela Rubber Plantations, Konappa	Thasneem Junaze C/o. K.C. Junaize, Konappa	12.35	5.00	1	0	1	
27	Zubedia Rubber Plantations, Koyapathodi Estate Kaithapoyil, Kozhikode.	K.M. Zubedia, Koyapathody Bunglow, Malappuram	24.72	10.01	6	0	6	
28	Manimala Plantations, Poolakkal P.O. Kakkattil, Kozhikkode.	KC. Ninan. Managing Partner, Manimala Plantations, Poolakkal P.O. Kakkattil, Kozhikkode.	318.63	129.00	48	13	61	
29	Manimala Plantations, Pooikkal.P.O., Kakkattil, Kozhikkode	K.N. Sathyapalan, Manimala Plantation, Pooikkal.P.O., Kakkattil, Kozhikkode	177.84	72.00	20	11	31	
30	Manimala Plantations, Pooikkal.P.O., Kakkattil, Kozhikkode	Syamala, W/o. Sathyapalan, Manimala Plantation, Pooikkal.P.O., Kakkattil, Kozhikkode	140.79	57.00	20	8	28	
31	Chembil Rubber Estate, Kallai, Kozhikkode	A.K. Kunhamma, c/o. Vazhakkad lumbars, Kallai, Kozhikkode	67.38	27.28	4	4	8	

1	2	3	4	5	6	7	8	9
32	Veppur Estate, Thamarassery.P.O., Kozhikode	Manager, Vepper estate, Thamarassery.P.O., Kozhikode	129.95	52.61	20	13	33	
33	Alice Estate, Mokham.P.O., Kozhikode	Alice Oommen, CB Trust, Trustee, Alice Estate, Mokham.P.O., Kozhikode	41.35	16.74	8	2	10	
34	Alice Estate, Mokham.P.O., Kozhikode	O. Thomas, CB Trust, Trustee, Alice Estate, Mokham.P.O., Kozhikode,	40.51	16.40	2	0	2	
35	Alice Estate, Mokham.P.O., Kozhikode	Mohan Thomas, RB Trust, Trustee, Alice Estate, Mokham.P.O., Kozhikode	41.10	16.64	9	2	11	
36	Poonor Estate, Thamarassery, Kozhikode	Kurian Pothen, Manager, Poonor Estate, Thamarassery, Kozhikode	1170.95	474.07	155	99	254	
37	Amalgamated Malabar Estates Co. Ltd., Padupadi.P.O., Kozhkkode	Manager, Amalgamated Malabar Estates Co. Ltd. Puduppadi	252.90	102.39	45	24	69	
38	Combian Cardamom Estate, Amalgamated Malabar Estates Co. Ltd., Paduppadi.P.O., Kozhikkode	Manager, Amalgamated Malabar Estates Co. Ltd. Puduppadi	99.96	40.47	4	2	6	
39	St. Mathews Estate, Kunduthode, Kuthivalachel, Pala	K.V. Joseph, st. Mathews Estate, Kuthivalachel, Pala	59.97	24.28	6	2	8	
40	Manassery Estate, Urumi Punnakkaddavu, Mukham Muslim Orphanage Committee, Mukkham.P.O..	Secretary, Mukkam Muslim Orphanage Committee, Mukkham.P.O..	36.90	14.94	8	6	14	
41	Venchery Estate, Koyappathodi, Kozhikode.	Sucharita Mehta, Proprietor, Koyapothody Bungalow, Malampuzha, Calicut	12.35	5.00	12	3	15	
<b>TOTAL</b>			<b>9459.92</b>	<b>3840.07</b>	<b>1063</b>	<b>575</b>	<b>1623</b>	

DETAILS OF REGISTERED PLANTATIONS IN WYANADU DISTRICT								
Sl.No.	Name & Address of Plantations	Name& address of Owner/Manager	Extent		No. of workers			Remarks
			Area in Acres	Area in Hectares	Male	Female	Total	
1	2	3	4	5	6	7	8	9
1	Kottanad Plantations Ltd.,Kottanadu P.O. Meppady	Director, Kottanad Plantations Ltd.p.B.No 1117, Kozhikkode.	375.85	152.17	35	72	107	
2	Chellot Estate,Chundel P O	Manager,Chelott Estate,Chundel P.O	823.30	333.32	158	100	258	
3	HML Chundel Estate(Harrisons Malalyalam Ltd)	Manager, HML Chundel Estate, Chundel.P.O., Wayanad	1009.32	408.63	252	504	756	
4	HML Arappetta Estate(Harrisons Malalyalam Ltd)	Manager, HML Arapetta Estate, Meppadi.P.O., Wayanad	1805.79	731.09	366	743	1109	
5	Ripon Estate, Podar Plantations, Meppadi.P.O.	Managing Director, Podar Plantations, Meppadi.P.O.	1134.97	459.50	299	584	883	
6	Achoor Estate (Harrisons Malalyalam Ltd) Achooranam P.O	Manager, Achoor Estate, Achoornam P.O.Pozhuthana (Via) Wayanad Dt.	1517.25	614.27	370	597	967	
7	Santinal Rock Estate(Harrisons Malalyalam Ltd Vellarmala P.O	Manager, Santinal Rock Estate, Vellarmala.P.O., Meppadi (Via) Wayanad Dt.	1247.94	505.24	273	469	742	
8	Elstone Estate , Kalpetta P.O.	T S Kunhimahin Haji, M D Elstone Tea Estate,kalpetta, Padoor house, Thekkil P.O., Kasargod Dist.	547.08	221.49	160	185	345	
9	Chulika Estate, Meppadi.P.O., Wayanad	Manager,Chulika Estate,Meppadi.P.O., Wayanad	1025.03	414.99	252	154	406	
10	Chempra Estate, Chempra.P.O., Meppady	Manager, Chempra Estate, Chempra.P.O., Meppady	683.55	276.74	167	241	408	
11	Kurichyarmala Estate	Managing Director and Board Of Directors,Kurichyarmala Estate,Pozhuthanan P O Wyanad	385.94	156.25	75	172	247	

1	2	3	4	5	6	7	8	9
12	Thalamala Estate B Division Vaithiri.P.O.	P.C. Thahir, Sava, Chelapparam, Calicut	40.98	16.59	11	13	24	
13	Aysha Plantations, Thalamala Estate, Vaithiri P.O.	P.C. Thahir, Mg. Partner, Sakeena Tahir, Partner, Sana, Chalappuram, Calicut-2	19.99	8.09	3	13	16	
14	Aghin Agro Food Industries (p) Ltd, Vaithiri P.O	P.C. Thahir, Sana, Chelapparam, Calicut	5.51	2.23	17	0	17	
15	Thalamala Estate 'E' Division Vaithiri.P.O	Aghin Tahir, Sana, Chelapparam, Calicut-2	47.98	19.43	6	8	14	
16	Thalamala Estate 'C' Division Vaithiri.P.O	Sakeena Tahir, Sana, Chelapparam, Calicut	41.00	16.60	2	21	23	
17	Thalamala Estate 'D' Division Vaithiri.P.O	.Ashique Tahir, Sava, Chelapparam, Calicut	47.98	19.43	10	19	29	
18	Poothakkolli Estate, Meppadi P.O.	N.P.Muhammed Haji, Managing Partner, Poothakkolli Estate, Meppadi.	125.81	50.94	15	23	38	
19	M.S.P.Estate, Kunnampatta P.O.	Praveen Chand, Manager, M.S.P.Estate, Kunnampatta P.O.,	85.78	34.73	1	0	1	
20	Chandranath Estate, Kunnambetta P.O., Wayanad	M.P.Dharamapalan, Ratnatra vilas, Kunnambetta, Wayanad	138.96	56.26	6	0	6	
21	Padmamba Estate, Kuttamunda, Kunnambetta P.O. Wayanad	President, Dharmapat, Jain Trust, Kunnambetta.P.O. Wayanad	152.00	61.54	1	1	2	
22	Pambra Estate Pambra P.O, Sulthan Bathery	Managing Director Pambra Coffee Plantations, Pambra.P.O. S. Bathery	689.20	279.03	12	23	35	
23	Kamala Estate (A Division) Thekkumthara.P.O., Kalpetta.	A.Kamalam, Kamala Estate, Thekkumthara.P.O., Kalpetta	36.05	14.60	2	3	5	
24	Kamala Estate (B Division) Thekkumthara.P.O., Kalpetta	A. Kamalam, Kamala Estate, Thekkumthara.P.O., Kalpetta	22.20	8.99	3	1	4	



1	2	3	4	5	6	7	8	9
25	Gopal Estate, Thekkumthara P.O	A. Gopalakrishnan, Gopal Estate, Thekkumthara.P.O., Kalpetta	18.37	7.44	1	2	3	
26	Anila Estate, Thekkumthara.P.O.,	A. Devayani, Anila Estate, Thekkumthara.P.O., Kalpetta	40.00	16.19	1	0	1	
27	Alankar Estate, Chellancode P.O.	A. Syamala Devi, Alankar Estate, Chellancode P.O.	30.83	12.48	2	0	2	
28	Beenachi Estate, Beenachi.P.O. S. Batheri	Director, Beenachi Estate, Beenachi.P.O. S. Batheri	557.73	225.80	9	16	25	
29	Wariyat Coffee Estate, Muttill.P.O., Kalpetta, Wayanad Dt.	Managing Director, Wariat Coffee Estate, Muttill.P.O., Kalpetta, Wayanad Dt.	391.09	158.34	16	39	55	
30	Kalayanamandiram Estate Kalpetta North.P.O.	MSP Family JainTrust, Kalpetta North.P.O.	98.00	39.68	0	8	8	
31	Shanthinath Estate, Kalpetta NorthP.O., Wayanad Dt.	M.P.SanthivarmaJain, Santhinath Estate, Kalpetta NorthP.O., Wayanad Dt.	164.00	66.40	0	11	11	
32	Aradhana Estate, Chellancode.P.O	Smt.A SanthaDevi, Aradhana Estate, Chellancode .P.O.	44.50	18.02	1	1	2	
33	AmruthaEstate, Chellancode.P.O	A Sathy Devi, Amrutha Estate, Chellancode P.O Kalpetta	40.00	16.19	0	0	0	
34	Apsara Estate, Chellancode.P.O	A Sabitha Devi, ApsaraEstate, Chellancode P.O Kalpetta	39.99	16.19	0	1	1	
35	Kokkuzhimadom Estate, Maniyancode P O. Kalpetta, Wayanad	M A BalubaliKumar, Kokkuzhimadom Estate, maniyancode P O Kalpetta, Wayanad	211.16	85.49	12	3	15	
36	Garuda Plantations(A), Kalpetta P.O,	K.V.Krishna Das, Garuda Plantations(A), Kalpetta P.O.	20.00	8.10	0	0	0	
37	Maniyancode Estate, Maniyancode P.O.	M.A. Ajith Prasad Jain, Maniyancode Estate, Maniyancode P.O.	176.70	71.54	5	3	8	

1	2	3	4	5	6	7	8	9
38	Rockside Estate, Calicut 1.	K V Kunhammed, MD, Rockside plantation Pvt Ltd, Calicut 1	158.15	64.03	2	2	4	
39	Mandokara Estate, Kariyambadi PO., Wayanad	H.S Shivanna, Mandokara Estate, Kariyambadi, P.O Wayanad	82.00	33.20	9	7	16	
40	Palakamoola Estate, Kariyambadi P.O.	H.S Shivakantappa, Palakamoola Estate, Kariyambadi, P.O Wayanad	78.00	31.58	12	4	16	
41	Garuda Plantations(B), Kalpetta P.O,	K K Haridas, Garuda Plantations, Kalpetta P.O., Wayanad	19.64	7.95	3	8	11	
42	Garuda Plantations(C), Kalpetta P.O,	K K Narayanan, Garuda Plantations(C), Kalpetta, Wayanad	19.40	7.85	0	0	0	
43	Garuda Plantations(D), Kalpetta P.O,	K K Krishnan Kumar, Garuda Plantations(D), Kal petta P.O, Wayanad	19.34	7.83	0	0	0	
44	Sabitha Estate, Kalpetta North, Wayanad	Sabitha V Kumar, sabitha Estate, Vijaya mahal, Kalpetta North, Wayanad	72.94	29.53	5	4	9	
45	Vijaya Cheenkeri Estate, Kalpetta north Wayanad	M Vivek, Vijaya Cheenkeri Estate, Vijaya Mahal, Kalpetta North Wayanad	80.29	32.51	3	1	4	
46	Vijaya Pathirippara Estate Kalpetta north PO	M K Jinachandran, Vijaya Pathirippara Estate, Vijaya Mahal, kalpetta north PO , Wayanad	94.63	38.31	0	3	3	
47	Krishna Estate, kalpetta North PO , Wayanad	President, Chandra Prabha charitable trust,, kalpetta North PO , Wayanad	448.71	181.66	5	16	21	
48	Vijayamandiram Estate, Kalpetta North P.O	M.J. Vijayapadman, Vijayamandiram Estate, Vijaya Mahal, kalpetta north PO , Wayanad	124.96	50.59	1	5	6	
49	Colerie Estate, Meppadi P.O., Wayanad	P V Punnen, Colerie Estate, Door No27/443, Thazathangadi P O Kottayam	128.74	52.12	3	7	10	

1	2	3	4	5	6	7	8	9
50	Vazhakkala Estate (Wayanad Estate), Poothumala P.O.	Managing Partner & Manager,Vazhakkala Estate(Wayanad Estate), Poothumala P.O.	524.26	212.25	25	39	64	
51	Aswathy Plantations, Kuppamudy Estate, Kolagappara P.O., Wayanad	ManagingTrustee, Aswathy Plantations, Kuppamudy Estate, Kolagappara P.O., Wayanad	396.12	160.37	6	24	30	
52	Siva Estate, Kalpetta,Wayanad	S Sivasubramanian Proprietor siva Estate Kalpetta,Wayanad	9.21	3.73	0	0	0	
53	Seetha Estate, Vythiri, Kalpetta P.O	Seetha Sivasubramanian, Seetha Estate,Vythiri, kalpetta P.O	19.41	7.86	4	10	14	
54	Vengathodu Estate, Pozhuthana.P.O. Wayanad Dt.	Manager,& Board of Directors, Vengathode Estate, Pozhuthana.P.O. Wayanad Dt.	260.12	105.31	68	32	100	
55	Rivers daleEstate, Pozhuthana.P.O., Wayanad Dt.	Manager & Board of Directors, Riversdale Estate of the Kurchimala Plantations Ltd. Pozhuthana.P.O., Wayanad Dt.	219.39	88.82	8	2	10	
56	Kanakamala Estate, Pozhuthana.P.O., Wayanad Dt.	Manager & Board of Directors, Kanakamala Estate of the Kurchimala Plantations Ltd. Pozhuthana.P.O., Wayanad	316.83	128.27	28	78	106	
57	Kanchanam Estate, Pativayal, Vatuvaanchal P.O.	Leela Sreedharan, Kanchanam Estate.	34.85	14.11	2	2	4	
58	Pativayal Plantation, Pativayal, Vatuvaanchal, P.O.	Mg. Partner , Pativayal Plantations,Pativayal, Vatuvaanchal, P.O.	130.87	52.98	6	9	15	
59	Krishnagiri Estate, Kalpetta North.P.O., Wayanad Dt.	M.V. Sreyams Kumar , Puliyannmala, Kalpetta North.P.O., Wayanad Dt.	62.23	25.19	0	1	1	
60	Padma Estate, Kalapetta North.P.O. Wayanad	M.V. Usha Devi, Puliyannmala, Kalapetta North.P.O. Wayanad Dt.	20.06	8.12	2	0	2	

1	2	3	4	5	6	7	8	9
61	Mattappara Estate, Kalpetta North.P.O., Wayanad Dt.	M.P. Chandranath, Raja Griha,Kalpetta North.P.O. Wayanad Dt.	69.09	27.97	0	0	0	
62	Purakkedy Estate, Puliyarmala, Kalpetta North.P.O., Wayanad Dt	M.P. Veerendrakumar, Puliyarmala, Kalpetta North.P.O., Wayanad Dt	64.69	26.19	0	0	0	
63	Puliyuarmala 'B' Estate, Kalpetta North.P.O., Wayanad Dt.	M.P. Chandranath, Raja Griha, Kalpetta North.P.O. Wayanad Dt.	41.55	16.82	0	0	0	
64	Puliyuarmala '(A)'Estate, Puliyarmala, Kalpetta North.P.O., Wayanad Dt	M.P. Veerendrakumar, Puliyarmala, Kalpetta North.P.O., Wayanad Dt	41.34	16.74	0	0	0	
65	Sreekrishna Estate, Kalpetta P.O.	M.K. Paramesaran, Sreekrishna Estate, Kalpetta	87.24	35.32	6	4	10	
66	Mahaveer Estate, Chundale Via Kunnambetta P.O.	Syamala Mahaveeran, Mahaveeer Estate, Chundale Via Kunnambetta P.O.	140.80	57.01	0	1	1	
67	Ananda Estate, Chundale Via Kunnambetta.P.O.	M.A. Sarojini Avva, Managing Partner, Ananda estate, Chundale Via Kunnambetta.P.O.	49.64	20.10	4	4	8	
68	Sujatha Estate, Chundale Via, Kunnambetta	M.A. Sujatha, Sujatha Estate,Chundale Via, Kunnambetta	60.00	24.29	0	2	2	
69	Saroja Estate, Chundale Via Kunnambetta.P.O.	M.A. Sarojini Avva, Saroja estate, Chundale Via Kunnambetta.P.O.	59.38	24.04	6	4	10	
70	Nirmala Estate, Chundale Via Kunnambetta.P.O	M.A. Nirmala Kumari, Nirmala Estate,Chundale Via Kunnambetta.P.O	60.00	24.29	7	7	14	
71	C.P. Plantations, Thalipuzha, Lakkidi.P.O.	Zakheer Hussian, C.P. Plantation, Thalipuzha, Lakkidi.P.O.	40.00	16.19	2	2	4	
72	Fathima Estate, Thalippuzha Lakkidi P.O	V.K. Muhamamed Ashruf, Fathima Estate,Thalipuzha, Lakkidi.P.O.	25.00	10.12	3	1	4	

1	2	3	4	5	6	7	8	9
73	V.K.Farms, Thalipuzha, Lakkidi.P.O., Wayanad	V.K. M. Rasheed, V.K. Farms,Thalipuzha, Lakkidi.P.O.	25.00	10.12	3	1	4	
74	Aisha Plantations, Pooncholappara, Vythiri P.O.,	P.C. Thahir, Managing Director, Aushik Enterprises, Kozhikkode.	494.00	200.00	10	22	32	
75	Vijaya Plantations, Vythiri, Kalpetta P.O.	E.K. Vijayan, Sindhooram, Eranjipalam, Calicut	40.00	16.19	1	1	2	
76	Thapovan Plantations, Kalpetta P.O.	E K sivadas ,Thapovan Plantations, Kalpetta	32.85	13.30	0	0	0	
77	Vinayaka Plantations, Kalpetta P.O.	E K Ramadas, Vinayaka Plantations, Kalpetta P.O	37.38	15.13	4	3	7	
78	Thekkethattil Plantation, Vakary P.O. S. Batheri	A. Jacob Thomas, Thekkethattil, Vakary P.O. S. Batheri	43.00	17.41	8	5	13	
79	Greenvalley Estate, Vakkery P.O.	Dr. Poullose P.Thomas, Greenvalley Estate, Vakkery P.O.	65.00	26.32	4	5	9	
80	Edenvalley Plantations, Vakkery P.O.	Santhamma Abraham, Edenvalley Plantations, Vakkery	65.00	26.32	4	4	8	
81	Regional Coffee Research Station, Chundel.P.O	Deputy Director (Research), Regional Coffee Research Station, Coffee Board Govt. of India under Ministry of Commerce, Chundel.P.O.	158.03	63.98	25	11	36	
82	Makkuni Estate, Madakkimala P.O. Kottathara	M.K. Nambiar, Devalayam, Shenai Road, Kaloore, Kochi	518.70	210.00	0	1	1	
83	Vythiri Habitat , Vythiri, Lukkidi.P.O.	Jose Kynadi, M.D. Vythiri Habitat, Lukkidi.P.O.	75.00	30.36	5	0	5	
84	Vythiri Farm, Vythiri, Lukkidi.P.O.	Jose Kymadi, M.D. Vythiri Farm, Lukkidi.P.O.	50.00	20.24	4	4	8	
85	Vythiri Resort, Lukkidi.P.O.	Jose Kynadi, M.D. Vythiri Resort, Lukkidi.P.O.	25.00	10.12	0	0	0	

1	2	3	4	5	6	7	8	9
86	Kusumam (P)Estate, Vattuvanchal P.O.	Reetha Premachandran, Kusumam(P) Estate. Vattuvanchal.P.O.	22.88	9.26	1	2	3	
87	Kusumam (J)Estate, Vattuvanchal P.O.	Dr..Jananrdanan, Kusumam(J) Estate, Vattuvanchal.P.O.	43.12	17.46	1	2	3	
88	Kusumam(R) Estate, Vattuvanchal P.O.	K. Raveendran, Kusumam (R)Estate, Vattuvanchal P.O.	43.12	17.46	1	1	2	
89	Kanaka Estate, Vattuvanchal.P.O.	Rohini Achuthan Nair, Kanakam Estate, Vattuvanchal.P.O.	43.12	17.46	2	3	5	
90	Jayakumari Estate, Madakkimala.P.O. Wayanad	M.A. Jayakumari, Propriorets, Jayakumari Estate, Madakkimala.P.O. Wayanad	24.59	9.96	2	0	2	
91	Anoop estate, Madakkimamla P O., Wayanad	P P Anoop, Anoop estate madakkimamla PO, Wayanad	10.04	4.06	1	0	1	
92	Neelagiri Estate,Rattakolli., Kalpetta P.O.	P.P.MuhammedSahad P.P. House, Elangode, Panoor	4.87	1.97	0	1	1	
93	Neelagiri Estate, Rattakolli., Kalpetta P.O.	P.P. Abdul salam, P.P.House, Elangode P.O. (Via) Panoor, Kannur Dt.	4.58	1.86	0	1	1	
94	Neelagiri Estate, Rattakolli., Kalpetta P.O.	A. Sabira, P.P. House, Elangode P.O. (Via) Panoor, Kannur Dt.	5.32	2.15	0	1	1	
95	Neelagiri Estate, Rattakolli., Kalpetta P.O.	A. Mohamed P.P. House, Elangode P.O. Via Panoor, Kannur Dt.	6.58	2.66	1	1	2	
96	Munahara Hamza Estate, Meppady, Vythiri, Wayanad	Munahara Hamza, Chalet,Nellikode, Calicut	14.78	5.99	2	0	2	
97	Minu Mumthaz, Meppady, Vythiri, Wayanad	Minu Mumthaz, Chalet,Nellikode, Calicut	9.78	3.96	2	0	2	
98	Nazeera Azad Estate, Meppady, Vythiri, Wayanad	Nazeera Azad, Mandayapurath House, Nellikode.P.O., Calicut	9.78	3.96	2	0	2	

1	2	3	4	5	6	7	8	9
99	Cheriyathaitthottathil Estate, Meppady, Vythiri, Wayanad	Ashsir Ali,Subi 39/2474A, Chaliyarakkan -parambil, Puthiyangadi, Calicut	5.75	2.33	1	0	1	
100	P.M. Mustafa Estate, Meppady, Vythiri, Wayanad	P.M. Mustafa Subi 39/2474A, Chaliyarakkan - parambil, Puthiyangadi, Calicut	5.75	2.33	1	0	1	
101	Haizal zabrina Hamza Estate, Meppady, Vythiri, Wayanad	Haizal Zabrina Hamz, Chalayath House, Nellikode P.O.Calicut	14.78	5.98	2	0	2	
102	Zeba Mooppan Estate, Meppady, Vythiri, Wayanad	Zeba Moopan, Mandayapurath House, Nellikode.P.O., Calicut	9.78	3.96	2	0	2	
103	Aisha Zeba Mooppan Estate, Meppady, Vythiri, Wayanad	Aisha Moopan, Mandayapurath House, Nellikode.P.O., Calicut	9.78	3.96	2	0	2	
104	M.A. Shameena Estate, Meppady, Vythiri, Wayanad	M.a. shameena, M.A. Villa, Chevayoor.P.O., Calicut	10.00	4.05	2	0	2	
105	Ziyam Mooppan Estate, Meppady, Vythiri, Wayanad	Ziyam Moopan, Mandayapurath House, Nellikode.P.O., Calicut	9.78	3.96	2	0	2	
106	Platinum Point Plantation(P) Ltd., Meppady, Wayanad	U. Basheer, Director, Marineplace, Chalappuram.P.O. Calicut	40.01	16.20	5	3	8	
107	Meppadi Plantations ( P) Ltd., Meppadi.P.O, Wayanad	U. Basheer, Director, Marineplace, Chalappuram.P.O. Calicut	350.42	141.87	21	40	61	
108	Kannans Plantations, Vatuvanchal P. O.	K.K.Sasidharan, Managing Partner, Kannans, Guruvayur P.O., Thrissur	22.01	8.91	1	1	2	
109	Greenvally Plantations, Pativayal.	Mohan. R, Mohan Garden, Kalpetta P.O.	29.17	11.81	2	1	3	
110	Elampileri Estate, Meppady P.O.	N. Panneervel, Managing Partner,Elampileri Estate, Meppady P.O	407.49	164.98	6	7	13	
111	Meenakshy Vilas estate, Meppadi PO,Wayanad	Manager,Meenakshy Vilas estate,Meppadi PO,Wayanad	277.95	112.53	21	29	50	

1	2	3	4	5	6	7	8	9
112	Sakthi Thottam, Vythiri.P.O.	S. Balaganesh, Sakthi Thottam, Vythiri.P.O.	11.67	4.73	3	4	7	
113	Vasantham Thottam, Vythiri.P.O.	S. Balaganesh, Vasantham Thottam, Vythiri.P.O.	9.41	3.81	0	0	0	
114	Meenakshivilasam Estate II nd Division	M.Alagammai, Meenakshivilasam Estate II nd Division,Meppadi.P.O.	45.00	18.22	6	11	17	
115	Vanarani plantations, Mundackai P O., Meppadi	Alex K Babu , Vanarani Plantations, Mundackai P O Meppadi	108.05	43.74	6	24	30	
116	Nirupama Plantations, Vellalrimala, Meppadi.P.O.	Pramodh N. Sarma, Nirupama Plantations, Vellarimala, LuckyHill, Meppadi.P.O.	80.00	32.39	5	15	20	
117	Vengacotta Estate (Vagaplantations), Vythirit.P.O.	Managing Director , Vengotta estate (Vaga plantations), Vythirit.P.O.	288.00	116.60	72	27	99	
118	Mangalam Carp Estate, Chulliyode P.O.,	Sobha Jayan, M.D. South Indian Estate and Industries Pvt. Ltd., Pratheeksha, Rajaji Road, Cochin.	114.31	46.28.	8	16	24	
119	Accadamy for Advancement of resources & talents (P) Ltd, Lakkidi, Vythiri, Wayanad	P. Abdulla, M.D., Ainul zarqa, Athanikkal West Hill, Calicut	161.00	65.18	1	4	5	
120	Sumangalam Carp Estate(P) Ltd, Chulliyode.P.O. S. Batheri	V. Surendran & Lekshmi Surendran, Monisha, Vadakkechira Road, Thrissur-680020	93.69	37.93	2	19	21	
121	A.K.Coffee Estate, Periya	A.K. Kaderkutty, Pallicoon Bunglow, Tellicherry	12.80	5.18	5	4	9	
122	A.K. Tea Estate, Varayal. P.O	A.K. Kaderkutty, Pallicoon Bunglow, Tellicherry	120.00	48.58	1	11	12	
123	Ashiyana Greens, Varayal	P.K.Shameem, Mr.Medappa, Kannur 670001	131.28	53.15	10	21	31	
124	Bargiri 'A' Estate, Tholpetty	AV Abdul Samad , Mr.Mani	132.10	53.48	5	9	14	



1	2	3	4	5	6	7	8	9
125	Bargiri 'B' Estate, Tholpetty	AV Abdul Samad , Mr.Mani	97.14	39.33	8	10	18	
126	Bargiri 'C' Estate, Tholpetty	AV Abdul Samad , Mr.Mani	97.14	39.33	6	9	15	
127	Bisonfield estate 'X' Division, Kartickulam.	N Mammooty &NabeesaMammooty, Sajitha manzil, Kalloor, Komayad P O	25.16	10.19	4	6	10	
128	Bisonfield estate 'Y' Division, Kartikulam.	V Assainar & Mariam Assinar, Lubnamanzil, Panamaram P O	25.16	10.19	7	7	14	
129	Biswas Estate, Anjkunnu.P.O., Mananthavady.	P.P. Biswas, Palukunnu, Anjkunnu.P.O., Mananthavady	18.21	7.37	2	2	4	
130	Brahmagiri 'A' Estate,Thirunelly	P.C. Balakrishnan	227.50	92.11	3	5	8	
131	Brahmagiri 'B' Estate, Tholpetty P O Wayanad	Michal Van Ingen Partner Brahmagiri B Estate,Tholpetty P O Wayanad	620.00	251.01	13	28	41	
132	Calvery Estate, Panavally	Br. Varghese, Calvery Estate	37.27	15.09	1	0	1	
133	Karmal Nivas Estate, Karttikulam	Br. Varghese, Karmal Nivas Estate, Karttikulam	29.64	12.00	3	0	3	
134	Chandrika Estate, Vilambukantam	T. Mohanan, Vanajyolsna, Echome.P.O. Wayanad Dt.	14.00	5.67	2	0	2	
135	Devi Estate, Vellamunda	Manager, Devi Estate	5.99	2.42	0	0	0	
136	Devi Estate, Kartikulam	N.Indira Devi, Madakimala.P.O., Kalpetta	23.76	9.62	2	0	2	
137	Glen leven Estate Ltd,Thalappuzha.	Cyriac Mathew, M.D., Glen leven Estate, Varayal-670645	174.00	70.45	7	6	13	
138	Harry Land Estate, Peria	P K Harris Harry Land Estate Periya P O Wayanad	303.00	122.67	2	10	12	

1	2	3	4	5	6	7	8	9
139	Karmel Nikethan Estate, Kartikulam-670646	Fr. Sunny Kodiyan,President, Karmel nikethan Estate, Kartikulam-670646	19.76	8.00	2	3	5	
140	Kartikulam &Alathur Estate,Kartikulam P O Wayanad	E.J.Van Inger, Banaswadi road Cooke Town, Bangalore - 560005	220.19	89.15	28	54	82	
141	Kampamala Tea Plantation Project, mananthavady	Divisional manager, Kerala forest Development Corporation Ltd.	239.81	97.09	41	105	146	
142	Krishnagiri Estate, Thirunelley	Nazeer,Krishnagiri Estate Thirunelley	120.00	48.58	3	0	3	
143	Kutty Plantations , Kappattumala	PK Maraim Mohammed, M D A K Office Bldng Baliapatam	530.00	214.57	3	0	3	
144	Lourd Estate, Panavelly.P.O., Kartikulam, Wayanad	Br. Varghese, Lourd Estate, Panavelly.P.O., Kattikulam, Wayanad	17.76	7.19	5	0	5	
145	Makimalai Tea Estate Pvt Ltd, Cherakkara P.O. Thalappuzha	K M Ibrahim,M D Meekimalai Tea Estate Pvt. Ltd,Sunticoppa, NorthKodagai, karnataka	227.00	91.90	14	21	35	
146	Mary Mount Estate, Thonder,Niravilpuzha, Mattilayam.P.O.	Fr. Sunny, Mary Mount Centre, Niravilpuzha, Mattilayam.P.O.	24.00	9.72	2	3	5	
147	Nagamana Estate, Tholpetty,	K.M. Mehaboob, Nagamana Estate, Tholpetty.P.O	91.75	37.15	2	9	11	
148	Nazeema estate, Peria 670 644	K.M.Nazeem	255.00	103.24	2	14	16	
149	New Bramagiri 'A' Estate Thirunelley, Mananthavady	N.R. Muhammed Abdul Manaf.N.R, Mg. Partner, Nerath House, Mangad.P.O., unnikulam, Kozhikode	86.62	35.07	3	5	8	
150	Nirmalagiri Estate,Niravilpuzha, Nattialayam 670 731	Fr.Francis	50.00	20.24	0	2	2	
151	Nirmala Plantations, Kartikulam.	Bishop Cyril Mar Baselius Diocese of Batheri, Nirmala Plantations, Kartikulam, Mananthavady	40.00	16.19	3	2	5	

1	2	3	4	5	6	7	8	9
152	Padmalayam estate, Anjukunnu P.O.	M.A. Jayakumari, Padmalayam Estate, anjukunnu.P.O., Panamaram	23.98	9.71	2	2	4	
153	Padua Estate, Panavally.P.O. Thirunelly	Bro Varghese, Manager,Padua Estate, Panavelly.P.O., Kartikulam, Wayanad	15.00	6.07	0	2	2	
154	Pant Enterprises, Kartikulam	M. Balakrishnan. Pant Enterprises, Via Kartikkulam,Wayanad	133.50	54.05	5	8	13	
155	Parisons Estate&Industries, Cherakkara.	N.K. Muhammadali. M.D., Parisons Estate&Industries	821.28	332.50	124	189	313	
156	Parisons Estate&Industries, Jessie Estate, Pilakavu	N.K. Muhammadali. M.D., Parisons Estate&Industries	521.66	211.20	47	108	155	
157	Parisons Estate &Industries, Tetamala.	N.K. Muhammadali. M.D., Parisons Estate & Industries	519.94	210.50	95	170	265	
158	Parisons Estate&Industries, Thalapuzha.	N.K. Muhammadali. M.D., Parisons Estate&Industries	249.47	101.00	179	99	278	
159	Peevees Plantation, Narikkallu Estate, Tholpettey	P.V. AliMubaraq, Peevees Plantation, Tholpettey.	220.00	89.07	11	15	26	
160	Peria Peak Estate Pvt LTd,Thalappuzha, Peria P.O.	Antony George M.D, Peria Peak Estate Pvt LTd Periya P O Wayand	86.99	35.22	15	16	31	
161	Prajwal Estate, Vellamunda	Prajwal Biswas, Jayakumari Estates, Madakkimala.P.O., Kalpetta	15.49	6.27	1	0	1	
162	Priyadarsani Tea Estate, Mananthavady.P.O.	M.D.(Dist. Collector, Waynad & 15 other Directors P.B.No. 29, Mananthavady, Mananthavady Tribal Plantation Corporation Ltd. Mananthavady.P.O.	368.62	149.24	40	55	95	
163	Puthiyakovilakom Estate, 'A' Division,Thirunelly.	K.K. Subramanian, Puthiyakovilakom Estate A Thirunelly.P.O.	26.35	10.67	4	1	5	

1	2	3	4	5	6	7	8	9
164	Puthiyakovilakom Estate. 'B' Division, Thirunelly.	K.K. Subramanian, Puthiyakovilakom Estate B, Thirunelly.P.O.	24.00	9.72	1	0	1	
165	Puthiyakovilakom Estate. 'C' Division, Thirunelly.	K.K. Subramanian, Puthiyakovilakom Estate C, Thirunelly.P.O.	23.47	9.50	4	2	6	
166	Puthiyakovilakom Estate. 'D' Division, Thirunelly.	K.K. Subramanian, Puthiyakovilakom Estate D, Thirunelly.P.O.	23.99	9.71	2	3	5	
167	Puthiyakovilakom Estate. 'E' Division, Thirunelly.	K.K. Subramanian, Puthiyakovilakom Estate E, Thirunelly.P.O.	15.11	6.12	3	3	6	
168	Ramagiri Estate, Thirunelly	1.B Raju, Ramagiri Estate , Thirunelly 2.P C Balakrishnan manager Ramagiri Estate, Thirunelly	120.00	48.58	0	0	0	
169	Ramagiri Estate, Varayal	M.V. Sankaran,	45.00	18.22	15	0	15	
170	Razia Greens, Thalappuzha	P.K. Shameem, Razia Greens, Thalappuzha	66.10	26.76	1	8	9	
171	Saroja Estate, (Green Acres), Thalappuzha	Habeeb muhammed, Saroja Estate, (Green Acres), Thalappuzha	530.00	214.57	8	8	16	
172	Sivagiri Estate, Thirunelly.P.O., Mananthavady	P.C. Balakrishnan, Sivagiri Estate Thirunelly.P.O. Mananthavady	120.00	48.58	1	2	3	
173	St. Elias Aranyashram Estate, Niravilpuzha.P.O., Mattilayam, Wayanad	Fr. Mathew Stanley, Niravilpuzha.P.O., Mattilayam, Wayanad	17.00	6.88	1	0	1	
174	Star 'B' Estate, Tholpetty	M.B. Ahamedkutty Haji, Star 'B' Estate, Tholpetty	14.00	5.67	1	2	3	
175	St. Thomas Minor, Seminari Estate, Kartikulam	Fr. Thomas, Poikamannil, St. Thomas Minor Seminari Estate, Kartikulam, Mananthavady.	24.00	9.72	2	1	3	

1	2	3	4	5	6	7	8	9
176	Technology Evaluation Centre, Coffee Board, Kuzhinilam, Mananthavady	Sr. Liaison Officer, Technology Evaluation Centre, Coffee Board	21.44	8.68	11	0	11	
177	Thankamma Estate, Vilambukantam	T.Thankam, Karuna House,Echome.P.O., Panamaram	24.50	9.92	1	1	2	
178	Trust Plantation, Tholpetty,P.O., Wayanad	KTK. Sulekha &K.K.Khallid, Trust Plantation, Tholpetty,P.O., Wayanad	33.00	13.36	1	2	3	
179	Viyaney bhavan estate,Kartikulam.	Fr.paul MC, Manager Viyaney bhavan estate Manakkattumattom.	24.00	9.72	2	1	3	
180	Woodland Estate, Anjukunnu	P.P.Anoop, woodland Estate, Palukunnu, Anjukunnu.P.O., Wayanad	18.43	7.46	2	2	4	
181	Woodland Estate, Karttikulam	Fr. Paul, Manakkattumatom, Woodland Estate, Karttikulam	23.95	9.70	3	0	3	
182	Yamuna Plantations 'A' Division,Periya P O Wayand	T SR Madhav Yamuna Plantations 'A' Division, Periya P O Wayand	23.00	9.31	0	0	0	
183	Yamuna Plantations 'B' Division,periya P O Wayand	T S sunilkumar Yamuna Plantations 'B' Division,periya P O Wayand	20.00	8.10	0	0	0	
184	Yamuna Plantations 'C' Division, Periya P O Wayand	T S Nanda Kumar, Yamuna Plantations 'C' Division,periya P O Wayand	20.00	8.10	0	0	0	
185	Yamuna Plantations 'D' Division, Periya P O .Wayand	Mrs Roja Yamuna Plantations 'D' Division,periya P O Wayand	20.00	8.10	0	0	0	
186	Yamuna Plantations 'E' Division, Periya P O. Wayand	Sanand T R Yamuna Plantations 'E' Division,periya P O Wayand	15.00	6.07	0	0	0	
187	Yamuna Plantations 'F' Division, Periya P.O. Wayand	T R Sayoojia Yamuna Plantations 'F' Division,periya P O Wayand	15.00	6.07	0	0	0	
188	Fring Ford Estate, Thavinjal	Joy Arrakkal	30.10	12.19	15	0	15	
<b>TOTAL</b>			<b>30091.07</b>	<b>12182.62</b>	<b>3887</b>	<b>5723</b>	<b>9540</b>	

DETAILS OF REGISTERED PLANTATIONS IN KANNUR DISTRICT								
Sl.No.	Name & Address of Plantations	Name& address of Owner/Manager	Extent		No. of workers			Remarks
			Area in Acres	Area in Hectares	Male	Female	Total	
1	2	3	4	5	6	7	8	9
1	Govt. Estate, Alakkode	Managing Director,Plantation Corporation Alakkode.	1193.01	483.00	68	77	145	
2	Keepally Rubber Estate, Keepally.P.O.	K.L. Ramanathan, Keepally Rubber Estate, Keepally.P.O.	600.00	242.91	5	1	6	
3	Central State Farm, StateFarm, Aralam.P.O. Peravoor,	TheDirector, Central StateFarm, Aralam.P.O. Peravoor,	677.57	274.32	29	23	52	
4	Puthukad Estate, Chundakkunnu P.O., Chemperi, Kannur	Fr.Varghese, manager, Puthukad Estate, Chundakkunnu P.O., Chemperi,	3130.00	1267.21	17	3	20	
5	Kadavanadu Plantations, Kuttoor.P.O., Kannur	Fr. Philip, Vellyiyakavumkal	357.00	144.53	16	16	32	
6	Santhome Estate, Kunnoth, Kilianthara.P.O., Kannur	Manager,Santhome Estate, Kunnoth, Kilianthara.P.O., Kannur	115.00	46.56	14	1	15	
7	Pioneer Estate, Podukutty.P.O. Kannur	P.C. Lakshmi, Proprietor, Pioneer Estate, Podukutty.P.O. Kannur	97.27	39.38	2	4	6	
8	Christhu Dasi Estate, Poolakutty, Nedumpoil.P.O.	Mother Superior, Christhu Dasi Estate, Convent, Seminary Villa,Nedumpoil.P.O.	14.82	6.00	1	1	2	
9	Nazareth Bhavan Estate, Kunnoth P.O., Kiliyanthara	Mother Superior, NazarethBhavan, Munnoth, Kiliyanthara	10.00	4.05	2	0	2	
10	Savio Boy's Town Estate, Kunnoth, Kiliyamthara.P.O.	Manager, Savio Boy's Town Estate, Kunnoth,	20.00	8.10	3	1	4	
11	Regional Rersearch Station, Padiyoor	Director, Rubber Board, Kottayam.	98.80	40.00	36	40	76	

1	2	3	4	5	6	7	8	9
12	K.V. Estate, Komerin.P.O., Nedumpoil, Kannur	N. Vijayalakshmi Komerin.P.O., Nedumpoil, Kannur	16.15	6.54	2	0	2	
13	Kurumundayil Estate, Panappuzha.P.O., Mathamangalam, Kannur,	Mathew Philipose, M.D. Marummdayil(H) Cherpunkal.P.O., Kottayam	130.26	52.74	6	11	17	
14	Seminarivilla Estate, Nedumpoli.	Fr.Chackochan, Vazhakkala, Nedumpoli, P.O., Kannur.	40.00	16.19	6	4	10	
<b>TOTAL</b>			<b>6503.87</b>	<b>2636.53</b>	<b>207</b>	<b>182</b>	<b>397</b>	

<b>DETAILS OF REGISTERED PLANTATIONS IN KASARGOD DISTRICT</b>								
SL.No.	Name & Address of Plantations	Name& address of Owner/Manager	Extent		No. of workers			Remarks
			Area in Acres	Area in Hectares	Male	Female	Total	
1	2	3	4	5	6	7	8	9
1	N.S.S. Estate, Panathady,	Gl. Secretary, NairServiceSociety, Changanacherry.	896.98	363.15	103	14	117	
2	Payyannur Plantations, Chemennie		28.05	11.36	10	14	24	
3	Prakash Plantations(P) Ltd., Vellarikundu.P.O., Vellarikundu	Mani Thomas Mg. Director, PrakashPlantations(P) Ltd., Vellarikundu.P.O., Vellarikundu	168.00	68.02	1	0	1	
4	Lakshmi Prasad Estate, Hospital Road, Payyannur	K.A. Narayana Poduval, Proprietor, LakshmiPrasad Estate, Hospital Road, Payyannur	40.00	16.19	2	0	2	
5	Kottamala Estate, Kottamala P.O., Nileswaram, Kasargod	Benjamin Varghese, Kottamala Estate,Nileswaram.	201.10	81.42	12	5	17	
<b>TOTAL</b>			<b>1334.13</b>	<b>540.13</b>	<b>128</b>	<b>33</b>	<b>161</b>	

**49.DISTRICTWISE ABSTRACT OF REGISTERED PLANTATIONS IN KERALA**

Sl.No:	Name of District	Number of Plantations	Area in Acres	Area in Hectares	Number of workers		
					Male	Female	Total
1	Thiruvananthapuram	18	4958.55	2007.50	715	383	1098
2	Kollam	32	30082.13	12179.00	2461	1928	4389
3	Pathanamthitta	28	23249.22	9412.64	1564	1274	2838
4	Alappuzha	0	0.00	0.00	0	0	0
5	Kottayam	20	10469.37	4238.61	883	566	1449
6	Idukki	170	124904.99	50568.83	14052	21456	35508
7	Eranakulam	17	8385.56	3394.96	506	333	839
8	Thrissur	26	7897.80	3197.49	1421	1561	2982
9	Malappuram	89	7932.54	3211.56	792	359	1151
10	Palakkad	45	15013.62	6078.39	1355	1560	2915
11	Kozhikkode	41	9447.92	3825.07	1045	554	1599
12	Wayanad	193	30091.07	12182.62	3803	5625	9428
13	Kannur	14	6499.87	2631.53	207	182	389
14	Kasargode	5	1334.13	540.13	128	33	161
<b>TOTAL</b>		<b>698</b>	<b>280266.78</b>	<b>113468.33</b>	<b>28932</b>	<b>35814</b>	<b>64746</b>

Data Source:O/O The Inspector of Plantations.



50. OUR OFFICES				
Sl.No.	Name of Office	Address	Phone No	E Mail
1	<b>Labour Commissionerate</b>	Thozhil Bhavan, PMG, Opposite Vikas Bhavan KSRTC Depot, Thiruvananthapuram-33 Website: <a href="http://www.lc.kerala.gov.in">www.lc.kerala.gov.in</a>	0471 2783939	<a href="mailto:lbrcommissioner@gmail.com">lbrcommissioner@gmail.com</a>
2	<b>Regional Joint Labour Commissioner Offices (3)</b>			
	Kollam	Regional Joint Labour Commissioner Office, First Floor, Water Tank Building, Near Civil Station, Kollam 691 013	0474 2792342	<a href="mailto:rjlcklm@gmail.com">rjlcklm@gmail.com</a>
	Ernakulam	Regional Joint Labour Commissioner Office, Civil Station, Kakkanad, Ernakulam 682 030	0484 2422244	<a href="mailto:rjlcekm@gmail.com">rjlcekm@gmail.com</a>
	Kozhikkode	Regional Joint Labour Commissioner Office, 2 nd Floor Civil Station, Kozhikkode.	0495 2371578	<a href="mailto:rjlckkd@gmail.com">rjlckkd@gmail.com</a>
3	<b>Chief Inspector of Plantations</b>	Office of the Chief inspector of Plantations, Kottayam	0481 2566672	<a href="mailto:cipkottayam@gmail.com">cipkottayam@gmail.com</a>
4	<b>Deputy labour Commissioner Officces</b>			
1	Thiruvananthapuram	Office of the Deputy Labour Commissioner & Secretatry, SACL B, Thiruvananthapuram.	0471 2783945	<a href="mailto:dlctvpm.lc@kerala.gov.in">dlctvpm.lc@kerala.gov.in</a>
2	Kollam	Deputy labour Commissioner Office, Civil Station, Kollam.	0474 2792342	<a href="mailto:rjlcklm@gmail.com">rjlcklm@gmail.com</a>
3	Kottayam	Deputy labour Commissioner Office, Civil Station, Kottayam	0481 2564178	<a href="mailto:dlcktm01@gmail.com">dlcktm01@gmail.com</a>
4	Ernakulam.	Deputy labour Commissioner Office, Civil Station, Ernakulam.	0484 242224	<a href="mailto:rjlcekm@gmail.com">rjlcekm@gmail.com</a>
5	Thrissur	Deputy Labour Commissioner Office, Thrissur	0487 2323845	<a href="mailto:dlctsr@gmail.com">dlctsr@gmail.com</a>

Sl.No.	Name of Office	Address	Phone No	E Mail
6	Palakkad	Deputy Labour Commissioner Office, Palakkad.	0491 2505242	<a href="mailto:dlcpkd.lc@kerala.gov.in">dlcpkd.lc@kerala.gov.in</a>
7	Kozhikkode	Deputy Labour Commissioner Office, Kozhikkode.	0495 2371578	<a href="mailto:rjlckkd@gmail.com">rjlckkd@gmail.com</a>
8	Kannur.	Deputy Labour Commissioner Office, Kannur.	0497 2711720	<a href="mailto:dlckannur@gmail.com">dlckannur@gmail.com</a>
9		Deputy Labour Commissioner Office, National Games, Thiruvananthapuram.		
<b>5</b>	<b>District Labour Offices</b>			
1	Thiruvananthapuram	District Labour Office- Thiruvananthapuram, Illrd Floor, Thozhil Bhavan, Opposite KSRTC Vikas Bhavan Depot, PMG, Thiruvananthapuram	0471 2783942	<a href="mailto:dloetvpm.lc@kerala.gov.in">dloetvpm.lc@kerala.gov.in</a>
2	Kollam	District Labour Office- Kollam, Civil Station Building, Anandeswaram, Civil Station P.O., Kollam.	0474 2794820	<a href="mailto:dloklmg@gmail.com">dloklmg@gmail.com</a>
3	Pathanamthitta	District Labour Office- Pathanamthitta, Door No XXII/811, Market Road, Pathanamthitta -689 645	0468 2222234	<a href="mailto:dlopta08@gmail.com">dlopta08@gmail.com</a>
4	Alappuzha	District Labour Office-Alappuzha, SNV Sadanam, Sandanam Ward, Sandanam P.O., Alappuzha.	0477-2253515	<a href="mailto:dloalpy@gmail.com">dloalpy@gmail.com</a>
5	Kottayam	District Labour Office-Kottayam, Civil Station Building, Kottayam-2	0481 2564365	<a href="mailto:dlokottayam@gmail.com">dlokottayam@gmail.com</a>
6	Idukki	District Labour Office-Idukki, Varikkath Building, Thodupuzha Municipality VI/200, Kanjiramattom Jn. Thodupuzha East P.O., Idukki 685 585	0486 2222363	<a href="mailto:dlotdpa@gmail.com">dlotdpa@gmail.com</a>
7	Ernakulam	District Labour Office-Ernakulam. Civil Station Building, Kakkanad P.O., Ernakulam	0484 2423110	<a href="mailto:dloenfekm@gmail.com">dloenfekm@gmail.com</a>

Sl.No.	Name of Office	Address	Phone No	E Mail
8	Palakkad	District Labour Office-Palakkad, Thozhil Bhavan, Civil Station, Palakkadu 678001	0491 2505584	<a href="mailto:dlopalakkad@yahoo.com">dlopalakkad@yahoo.com</a>
9	Thrissur	District Labour Office-Thrissur, Civil Station, Ayyanthole, Thrissur	0487 2360469	<a href="mailto:dlotsr@gmail.com">dlotsr@gmail.com</a>
10	Malappuram	District Labour Office-Malappuram, Civil Station Building, Downhill P.O., Malappuram 676519	0483 2734814	<a href="mailto:dlompm@gmail.com">dlompm@gmail.com</a>
11	Kozhikkode	District Labour Office-Kozhikkodu, 3rd Floor, Old Block, Civil Station P.O. Kozhikkodu 673 020	0495 2370538	<a href="mailto:labourgeneral@gmail.com">labourgeneral@gmail.com</a>
12	Wayanadu	District Labour Office-Wayanadu, MP/4344,NH-212, Muttill P.O., Kalpetta North, Wayanadu 673122	04936 203905	<a href="mailto:dlowayanad93@gmail.com">dlowayanad93@gmail.com</a>
13	Kannur	District Labour Office- Kannur.	0497 2700353	<a href="mailto:districtlabourofficerkannur@yahoo.in">districtlabourofficerkannur@yahoo.in</a>
14	Kasargod	District Labour Office-Kasaragodu, Civil Station E-Block, Vidya nagar, Kasaragodu 671 123	04994 256950	<a href="mailto:dlokasargod@gmail.com">dlokasargod@gmail.com</a>
<b>6</b>	<b>Inspector of Plantations Offices</b>			
1	Thiruvananthapuram	Nedumangadu	0472 2802032	<a href="mailto:plantationofficenedumangadu@gmail.com">plantationofficenedumangadu@gmail.com</a>
2	Pathanamthitta	Inspector of Plantations, Excel Complex, Opposite Dhanalekshmi Bank, College Road, Pathanamthitta- 689 645	0468 2223069	<a href="mailto:pathanamthittaip@gmail.com">pathanamthittaip@gmail.com</a>
3	Idukki	Inspector of Plantations Peerumede P.O., Peerumade, Idukki	04869 233878	<a href="mailto:ippeerumede@gmail.com">ippeerumede@gmail.com</a>
4	Idukki	Vandanmedu	04868 288386	<a href="mailto:ipvandanmedu@gmail.com">ipvandanmedu@gmail.com</a>
5	Idukki	Inspector of Plantations Munnar P.O., Munnar., Pin. 685 612	04865 232565	<a href="mailto:ipmunnar@gmail.com">ipmunnar@gmail.com</a>
6	Ernakulam	Inspector of Plantations, Aluva	0464 2620284	<a href="mailto:ipaluva@gmail.com">ipaluva@gmail.com</a>

Sl.No.	Name of Office	Address	Phone No	E Mail
7	Palakkad	Inspector of Plantations, Nemmara, Guruvayoorappan Building Ayilur Road, Nemmara, Nemmara P.O. Pin.678 508	0492 3244070	<a href="mailto:ipnemmara@gmail.com">ipnemmara@gmail.com</a>
8	Malappuram	Inspector of Plantations, Manjeri	0483 2760204	<a href="mailto:ipmanjeri@gmail.com">ipmanjeri@gmail.com</a>
9	Wayanadu	Inspector of Plantations , Kalpetta, Meenangadi P.O. Wayanadu-673 591	0493 6248646	<a href="mailto:ipkalpetta@gmail.com">ipkalpetta@gmail.com</a>
10	Wayanadu	Inspector of Plantations - Mananthavadi, Mini Civil Station, Mananthavadi.	0493 5241072	<a href="mailto:ipofficemtdy@gmail.com">ipofficemtdy@gmail.com</a>
11	Kollam	Inspector of Plantations - Pathanapuram, PWD Rest House, 1 st Floor, Pathanapuram P.O., Pin. 689 695	0475 2352551	<a href="mailto:ipptpm@gmail.com">ipptpm@gmail.com</a>
<b>7</b>	<b>Labour Courts</b>			
1	Kollam	Labour Court- Kollam, Civil Station, Kollam	0474 2794881	<a href="mailto:labourcourtkollam@gmail.com">labourcourtkollam@gmail.com</a>
2	Ernakulam	Labour Court-Ernakulam , Ernakulam P.O. Pin 682 018	0484 2395354	<a href="mailto:labourcourtekam@gmail.com">labourcourtekam@gmail.com</a>
3	Kozhikkode	Labour Court-Kozhikkode, 2 nd Floor, B Block, Civil Station, Kozhikkode- 673 020	0495 2374554	<a href="mailto:labourcourt kozhikkode@gmail.com">labourcourt kozhikkode@gmail.com</a>
4	Kannur	Labour Court-Kannur,	0497-2705082	<a href="mailto:labourcourtkannur@yahoo.in">labourcourtkannur@yahoo.in</a>
<b>8</b>	<b>Industrial Tribunal</b>			
1	Kollam	Industrial Tribunal, Water tank Building, Near Civil Station, Kollam 691 013	0474 2792892	<a href="mailto:itofficekollam@gmail.com">itofficekollam@gmail.com</a>
2	Alappuzha	Industrial Tribunal- Alappuzha, Civil Station P.O., Alappuzha 688 001	0477 2252301	<a href="mailto:italappuzha@gmail.com">italappuzha@gmail.com</a>
3	Idukki (Peerumedu)	Industrial Tribunal-Idukki, Near Civil Station, Peerumedu, Idukki- 685 531	04869 233625	<a href="mailto:itipeermade@gmail.com">itipeermade@gmail.com</a>
4	Palakkad	Industrial Tribunal-Palakkad, Palakkad-678 001.	0491 2556787	<a href="mailto:iteicourt pkd@yahoo.in">iteicourt pkd@yahoo.in</a>
5	Kozhikkode	Industrial Tribunal, 2nd Floor, B Block, Civil Station, Kozhikkode 673 020	0495 2370235	<a href="mailto:ind.trib.kkd@gmail.com">ind.trib.kkd@gmail.com</a>

<b>9</b>	<b>Assistant Labour Offices</b>		
<b>Sl.No.</b>	<b>Name of Office and Address</b>	<b>Phone No</b>	<b>E Mail</b>
<b>Thiruvananthapuram (8)</b>			
1	Assistant Labour Office, Thiruvananthapuram I st Circle, Thozhil Bhavan, Vikas Bhavan P.O., Thiruvananthapuram 33	0471 2 783936	<a href="mailto:alofirstcircle@gmail.com">alofirstcircle@gmail.com</a>
2	Assistant Labour Office, Thiruvananthapuram 2nd Circle, Kazhakkuttam, Kazhakkuttam P.O., Thiruvananthapuram 695 582	0471 2414546	<a href="mailto:alocircle2@gmail.com">alocircle2@gmail.com</a>
3	Assistant Labour Office, Thiruvananthapuram 3rd Circle, Thozhil Bhavan Vikas Bhavan P.O., Thiruvananthapuram 33	0471 2783937	<a href="mailto:alothirdcircle@gmail.com">alothirdcircle@gmail.com</a>
4	Assistant Labour Office, Varkala, Varkala P.O. Thiruvananthapuram 695 141	0470 2802031	<a href="mailto:alovkla@gmail.com">alovkla@gmail.com</a>
5	Assistant Labour Office, BTS road, Attingal, Attingal P.O., Thiruvananthapuram. 695 101	0470 2627790	<a href="mailto:aloattl@gmail.com">aloattl@gmail.com</a>
6	Assistant Labour Office, Chirayinkeezhu, Sarkara Road, Valiyakada, Chirayinkeezhu P.O. Pin 695 304	0470 2647062	<a href="mailto:alochkz@gmail.com">alochkz@gmail.com</a>
7	Assistant Labour Office, Mini Civil Station, Neyyattinkara P.O.	0471 2220270	<a href="mailto:alonytkra@gmail.com">alonytkra@gmail.com</a>
8	Assistant Labour Office, Nedumangadu, Revenue Tower, Nedumangadu P.O., Thiruvananthapuram.	0472 2802031	<a href="mailto:alondmgd@gmail.com">alondmgd@gmail.com</a>
<b>Kollam (9)</b>			
9	Assistant Labour Office, Kollam 1st Circle, Civil Station Building, Civil Station P.O., Kollam.	0474 2795177	<a href="mailto:aloklm1@gmail.com">aloklm1@gmail.com</a>
10	Assistant Labour Office, Kollam 2 nd Circle, Water Authority Building, Civil Station P.O., Kollam.	0474 2795456	<a href="mailto:aloklm2@gmail.com">aloklm2@gmail.com</a>
11	Assistant Labour Office, Kundara, Mini Civil Station, Kundara P.O.. Kollam	0474 2523553	<a href="mailto:alokundara@gmail.com">alokundara@gmail.com</a>
12	Assistant Labour Office, Kottarakkara, Market Jn. Kottarakkara.	0474 2456160	<a href="mailto:alokottarakkara@gmail.com">alokottarakkara@gmail.com</a>
13	Assistant Labour Office, Punalur, Mini Civil Station, Punalur	0475 2221246	<a href="mailto:alopnlr@gmail.com">alopnlr@gmail.com</a>
14	Assistant Labour Office, Sasthamcotta, Near Filter House, Poruvazhi P.O., Sasthamcotta, Kollam 690 520.	0476 2837301	<a href="mailto:aloskta@gmail.com">aloskta@gmail.com</a>

Sl.No.	Name of Office and Address	Phone No	E Mail
15	Assistant Labour Office, Karunagappally, Miini Civil Station, Karunagappally, Kollam.	0476 2624006	<a href="mailto:alokarunagappally@gmail.com">alokarunagappally@gmail.com</a>
16	Assistant Labour Office, Paravur, Parayilkavu, Nedungolam P.O., Paravur	0474 2515070	<a href="mailto:aloprvrk@gmail.com">aloprvrk@gmail.com</a>
17	Assistant Labour Office, Chadayamangalam, Panchayath Shopping Complex, Nilamel P.O. Nilamel	0474 2433472	<a href="mailto:alochdglm@lc.kerala.gov.in">alochdglm@lc.kerala.gov.in</a>
<b>Pathanamthitta(5)</b>			
18	Assistant Labour Office, Pathanamthitta, Kuttiplakkal Building, Market Road, Pathanamthitta 689 645	0468 2223074	<a href="mailto:alopathanamthitta@gmail.com">alopathanamthitta@gmail.com</a>
19	Assistant Labour Office, Ranni. Parapparambil Building Near Devi Temple, Thottamon, Ranni P.O., Pathanamthitta. 689672	0473 5223141	<a href="mailto:aloranni@gmail.com">aloranni@gmail.com</a>
20	Assistant Labour Office, Thiruvalla, 3rd Floor, Revenue Tower, Thiruvalla, Pathanamthitta. 689 101	0469 2700035	<a href="mailto:alothiruvalla@gmail.com">alothiruvalla@gmail.com</a>
21	Assistant Labour Office, Mallappally, Mini Civil Station, Mallappally west P.O., Pathanamthitta 689 585	0469 2847910	<a href="mailto:alomallappally@gmail.com">alomallappally@gmail.com</a>
22	Assistant Labour Office, Adoor, 4th Floor, Revenue Tower, Adoor, Pathanamthitta 691523	0473 4225854	<a href="mailto:aloadoor@gmail.com">aloadoor@gmail.com</a>
<b>Alappuzha (11)</b>			
23	Assistant Labour Office, Kayamkulam, 2nd Floor, Mini Civil Station Building, Near KSRTC Bus Station, Kayamkulam.	0479 2441772	<a href="mailto:alokayamkulam@gmail.com">alokayamkulam@gmail.com</a>
24	Assistant Labour Office, Mavelikkara, 1st Floor Mini Civil Station Building, Mavelikkara.	0479 2340878	<a href="mailto:alomavelikkara@gmail.com">alomavelikkara@gmail.com</a>
25	Assistant Labour Office, Chengannur, 2nd Floor Miini Civil Station Building, Alappuzha. 689 121	0479 2450050	<a href="mailto:mail2alochnr@gmail.com">mail2alochnr@gmail.com</a>
26	Assistant Labour Office, Harippad, Aiswarya Building North of Murali Hotel, Harippad	0477 2707890	<a href="mailto:aloharipad@gmail.com">aloharipad@gmail.com</a>
27	Assistant Labour Office-Mancombu, 3rd Floor Mini Civil Station Building, Mancombu, Thekkekkara.	0477 2707890	<a href="mailto:alomoncompu@gmail.com">alomoncompu@gmail.com</a>
28	Assistant Labour Office-Ambalappuzha, West of Kachery Jn. Near Police Station, Ambalappuzha.	0477 2273132	<a href="mailto:aloambalapuzha@gmail.com">aloambalapuzha@gmail.com</a>
29	Assistant Labour Office, -1st Circle Alappuzha, First Floor, SAS Building, Thondankulangara, (North of Dist. Court & Opp. Thondankulangara Mahadeva Temple), Alappuzha.	0477 2238212	<a href="mailto:alo1stcircle@gmail.com">alo1stcircle@gmail.com</a>

Sl.No.	Name of Office and Address	Phone No	E Mail
30	Assistant Labour Office, 2nd Circle, Alappuzha, 1st Floor, SAS Building Thondankulangara, (North of Dist. Court & Opp. Thondankulangara Mahadeva Temple), Alappuzha.	0477 2238211	<a href="mailto:alo2ndcircle@gmail.com">alo2ndcircle@gmail.com</a>
31	Assistant Labour Office 3rd Circle, Alappuzha, 1st Floor, SAS Building Thondankulangara, (North of Dist. Court & Opp. Thondankulangara Mahadeva Temple), Alappuzha.	0477 2230881	<a href="mailto:alo3rdcircle@gmail.com">alo3rdcircle@gmail.com</a>
32	Assistant Labour Office, Cherthala(North), Mini Civil Station Building, Cherthala, Alappuzha-688524	0478 2822426	<a href="mailto:alocherthalasouth@gmail.com">alocherthalasouth@gmail.com</a>
33	Assistant Labour Office Cherthala(South), Mini Civil Station Building, Cherthala, Alappuzha-688524	0478 2822526	<a href="mailto:alocherthalanorth@gmail.com">alocherthalanorth@gmail.com</a>
<b>Kottayam (7)</b>			
34	Assistant Labour Office, 1st Circle, Kottayam. Collectorate P.O., Kottayam-686002	0481 2564364	<a href="mailto:aloktm@yahoo.in">aloktm@yahoo.in</a>
35	Assistant Labour Office, 2nd Circle Kottayam, Vellappally Lane, Kottayam 686 001	0481 2303606	<a href="mailto:kottayamalo@gmail.com">kottayamalo@gmail.com</a>
36	Assistant Labour Office, Changanassery, Revenue Tower Changanassery 686 101	0481 2423430	<a href="mailto:alochanganacherry01@gmail.com">alochanganacherry01@gmail.com</a>
37	Assistant Labour Office, Puthuppally, Opp. Private Bus Stand, Puthuppally 690 527.	0481 2354619	<a href="mailto:puthuppallyalo@gmail.com">puthuppallyalo@gmail.com</a>
38	Assistant Labour Office, Kanjirappally, Mini Civil Station, Kanjirappally 686 507.	0482 8206320	<a href="mailto:alokply@gmail.com">alokply@gmail.com</a>
39	Assistant Labour Office-Palai, Vellaringad Building, Market Road, Palai P.O. Kottayam. 686 575	0482 2201319	<a href="mailto:alopala123@gmail.com">alopala123@gmail.com</a>
40	Assistant Labour Office-Vaikom, Mini Civil Station, Vaikom 686 146	0482 9225933	<a href="mailto:vaikomalo@gmail.com">vaikomalo@gmail.com</a>
<b>Idukki (5)</b>			
41	Assistant Labour Office, Thodupuzha, Mini Civil Station, Thodupuzha P.O., Idukki 685 584	0486 2227898	<a href="mailto:alotpza@gmail.com">alotpza@gmail.com</a>
42	Assistant Labour Office-Munnar, Idukki-685 612	0486 5231384	<a href="mailto:alomunnar@gmail.com">alomunnar@gmail.com</a>
43	Assistant Labour Office-Santhanpara, Idukki 685 619	0486 8247800	<a href="mailto:alosanthanpara@gmail.com">alosanthanpara@gmail.com</a>
44	Assistant Labour Office, Nedumkandam P.O. Idukki 685 553	0486 8233550	<a href="mailto:alondkdm@gmail.com">alondkdm@gmail.com</a>
45	Assistant Labour Office-Peerumedu, Taluk Office Road, Idukki 685 531.	0486 9233877	<a href="mailto:aloprmde@gmail.com">aloprmde@gmail.com</a>

Sl.No.	Name of Office and Address	Phone No	E Mail
<b>Ernakulam (10)</b>			
46	Assistant Labour Office, Ernakulam 1st Circle, Civil Station, 4 th Floor, Kakkanad,	0484 2428622	<a href="mailto:assistantlabour1ekm@gmail.coim">assistantlabour1ekm@gmail.coim</a>
47	Assistant Labour Office,Ernakulam 2 nd Circle, Civil Station, 4 th Floor Kakkanad, Ernakulam 682 030	0484 2428804	<a href="mailto:assistantlabour2ekm@gmail.coim">assistantlabour2ekm@gmail.coim</a>
48	Assistant Labour Office,Kochi 1 st Circle, Kalvathy Road, Fort Kochi, Ernakulam 682 001.	0484 2215023	<a href="mailto:alokochi1stcircle@gmail.com">alokochi1stcircle@gmail.com</a>
49	Assistant Labour Office, Kochi 2 nd Circle, Kalvathy Road, Fort Kochi, Ernakulam 682 001.	0484 2215024	<a href="mailto:alokochi2circle@gmail.com">alokochi2circle@gmail.com</a>
50	Assistant Labour Office, North Paravur, Mini Civil Station, North Paravur, Ernakulam 683 513.	0484 2446880	<a href="mailto:alonpvr@gmail.com">alonpvr@gmail.com</a>
51	Assistant Labour Office-Aluva, Opp.Fire Station, Aluva, Ernakulam 683 001	0484 2620283	<a href="mailto:labourofficeraluva@gmail.com">labourofficeraluva@gmail.com</a>
52	Assistant Labour Office-Angamaly, Seenai Centre, Near KSRTC Bus Stand Angamaly, Ernakulam 683 572	0484 2452510	<a href="mailto:aloangly@gmail.com">aloangly@gmail.com</a>
53	Assistant Labour Office-Perumbavoor, Mini Civil Station, Perumbavoor, Ernakulam 683 542	0484 2593250	<a href="mailto:laboourofficepbvr@gmail.com">laboourofficepbvr@gmail.com</a>
54	Assistant Labour Office-Muvattupuzha, Mini Civil Station, Muvattupuzha, Ernakulam 686 669	0485 2812901	<a href="mailto:labourofficemvpa@gmail.com">labourofficemvpa@gmail.com</a>
55	Assistant Labour Office-Kothamangalam,Revenue Tower, Kothamangalam, Ernakulam 686 691	0485 2828480	<a href="mailto:alokothamangalam@gmail.com">alokothamangalam@gmail.com</a>
<b>Thrissur (9)</b>			
56	Assistant Labour Office- 1st circle Thrissur, Chembookkavu, Thrissur.	0487 2325556	<a href="mailto:alothrissur1@gmail.com">alothrissur1@gmail.com</a>
57	Assistant Labour Office- 2 nd Circle Thrissur, Chembookkavu, Thrissur	0487 2325558	<a href="mailto:alothrissur2@gmail.com">alothrissur2@gmail.com</a>
58	Assistant Labour Office-3 rd Circle Thrissur, Chembookkavu, Thrissur	0487 2325557	<a href="mailto:alothrissur3@gmail.com">alothrissur3@gmail.com</a>
59	Assistant Labour Office-Kunnamkulam, Mini Civil Station, Kunnamkulam, Thrissur	0488 5222220	<a href="mailto:alokunnamkulam@gmail.com">alokunnamkulam@gmail.com</a>
60	Assistant Labour Office-Chavakkad, Miini Civil Station, Chavakkad, Thrissur.	0487 2500091	<a href="mailto:alochavakkad@gmail.com">alochavakkad@gmail.com</a>
61	Assistant Labour Office-Chalakkudy, Mini Civil Station, Chalakkudy, Thrissur.	0480 2709174	<a href="mailto:alochalakudy@gmail.com">alochalakudy@gmail.com</a>
62	Assistant Labour Office, -Wadakkanchery, Souhrida Arcade, Wadakkanchery, Thrissur.	0488 4234574	<a href="mailto:alowadakkanchery@gmail.com">alowadakkanchery@gmail.com</a>
63	Assistant Labour Office-Irinjalakkuda, Mini Civil Station, Irinjalakkuda, Thrissur.	0480 2833776	<a href="mailto:aloirinjalakuda@gmail.com">aloirinjalakuda@gmail.com</a>
64	Assistant Labour Office-Kodungallur, Mini Civil Station, Kodungallur, Thrissur	0480 2803480	<a href="mailto:alokodungallur@gmail.com">alokodungallur@gmail.com</a>



Sl.No.	Name of Office and Address	Phone No	E Mail
<b>Palakkad (10)</b>			
65	Assistant Labour Office- 1st Circle Palakkad, Thiozhil Bhavan, Civil Station, Palakkad 678 001.	0491 2505414	<a href="mailto:alopkd01@gmail.com">alopkd01@gmail.com</a>
66	Assistant Labour Office- 2nd Circle Palakkad, Thiozhil Bhavan, Civil Station, Palakkad 678 001.	0491 2505434	<a href="mailto:alopkd02@gmail.com">alopkd02@gmail.com</a>
67	Assistant Labour Office, 3rd Circle Palakkad, Thiozhil Bhavan, Civil Station, Palakkad 678 001.	0491 2505424	<a href="mailto:alopkd03@gmail.com">alopkd03@gmail.com</a>
68	Assistant Labour Office-Ottappalam, 19 th Mile, Palappuram P O., 679 101	0466 2244184	<a href="mailto:alootp535@gmail.com">alootp535@gmail.com</a>
69	Assistant Labour Office-Shornur, Post Govt. Press, Kulappully, Shornur, Palakkad 679 121	0466 2220264	<a href="mailto:aloshnr@gmail.com">aloshnr@gmail.com</a>
70	Assistant Labour Office-Nenmara, Guruvayurappa Gas Agency Building, Ayirur Road Nenmara, Palakkad 678 508.	0492 3244463	<a href="mailto:alonma535@gmail.com">alonma535@gmail.com</a>
71	Assistant Labour Office-Alathur, Fathima Complex, Alathur 678 541.	0492 2223523	<a href="mailto:alalathur@gmail.com">alalathur@gmail.com</a>
72	Assistant Labour Office-Kozhinjampara, Panchayath Shopping Complex, Kozhinjampara 678 555.	0492 3273105	<a href="mailto:alokpra105@gmail.com">alokpra105@gmail.com</a>
73	Assistant Labour Office-Chittur, SBT Building, Hospital Jn. Chittur 678 101.	0492 3222961	<a href="mailto:aloactr06@gmail.com">aloactr06@gmail.com</a>
74	Assistant Labour Office, Mannarccad, Civilstation, Mannarkkad 678 582	0492 4222379	<a href="mailto:alomkd0907@gmail.com">alomkd0907@gmail.com</a>
<b>Malappuram (7)</b>			
75	Assistant Labour Office-Malappuram, Civil Station Downhill.P.O., Malappuram 676 519.	0483 2734811	<a href="mailto:aloofficempm@gmail.com">aloofficempm@gmail.com</a>
76	Assistant Labour Office-Nilambur, Nilambur P.O., Malappuram. 679 329	0493 1221871	<a href="mailto:alonilambur@gmail.com">alonilambur@gmail.com</a>
77	Assistant Labour Office-Perinthalmanna, Mini Civil Station, Perinthalmanna P.O. Malappuram 679 322	0493 3220340	<a href="mailto:pmnaalo@gmail.com">pmnaalo@gmail.com</a>
78	Assistant Labour Office- Kondotty, Kondotty P.O., Malappuram 676101.	0483 2712034	<a href="mailto:alokondotty@gmail.com">alokondotty@gmail.com</a>
79	Assistant Labour Office- Tirur, Municipal Bus stand Building, Tirur P.O. Malappuram 676 101	0494 2425420	<a href="mailto:tiruralo@gmail.com">tiruralo@gmail.com</a>
80	Assistant Labour Office- Thiroorangadi Mini Civil Station Thiroorangadi,,, Chemmad P.O., Malappuram 676 306	0494 2464114	<a href="mailto:alotirurangadi@gmail.com">alotirurangadi@gmail.com</a>
81	Assistant Labour Office-Ponnani, Mini Civil Station, Ponnani Nagaram P.O., Malappuram 679 583.	0494 2667994	<a href="mailto:alopni@gmail.com">alopni@gmail.com</a>

Sl.No.	Name of Office and Address	Phone No	E Mail
<b>Kozhikkode (7)</b>			
82	Assistant Labour Office-1 st Circle Kozhikkode, 3 rd Floor, C Block, Civil Station, Kozhikkode 673 020	0495 2370019	<a href="mailto:alokkd1@gmail.com">alokkd1@gmail.com</a>
83	Assistant Labour Office 2 nd Circle Kozhikkode, 3 rd Floor, C Block, Civil Station, Kozhikkode 673 020	0495 2370025	<a href="mailto:alokkd2@gmail.com">alokkd2@gmail.com</a>
84	Assistant Labour Office-3rd Circle Kozhikkode, 4 th Floor, B Block, Civil Station, Kozhikkode 673 020	0495 2370042	<a href="mailto:alokkd3@gmail.com">alokkd3@gmail.com</a>
85	Assistant Labour Office-Feroke, Near Koyas NH Road, Feroke, Kozhikkode 673 631	0495 2484825	<a href="mailto:aloferoke@gmail.com">aloferoke@gmail.com</a>
86	Assistant Labour Office-Koyilandy, Near Krishna Theatre, Koyilandy, Kozhikkode 673 305	0496 2630153	<a href="mailto:labourkoyilandy@gmail.com">labourkoyilandy@gmail.com</a>
87	Assistant Labour Office-Thamarasserry, Miini Civil Station, Thamarasserry, Kozhikkode 673 573	0496 2515288	<a href="mailto:alovatakara@gmail.com">alovatakara@gmail.com</a>
88	Assistant Labour Office-Vatakara, Mini Civil Station, Vatakara, Kozhikkode 673 101	0495 2224731	<a href="mailto:alothamarassery@gmail.com">alothamarassery@gmail.com</a>
<b>Wayanad (3)</b>			
89	Assistant Labour Office, Kalpetta, Kalpetta P.O., Wayanad.	04936 205711	<a href="mailto:assilabourkalpetta@yahoo.in">assilabourkalpetta@yahoo.in</a>
90	Assistant Labour Office-Mananthavady, Mananthavady, Wayanad.	0493 5241072	<a href="mailto:alomtdy@gmail.com">alomtdy@gmail.com</a>
91	Assistant Labour Office-Sulthan Bathery, Sulthan Bathery P.O., Wayanad.	04936 220522	<a href="mailto:aloslbty@gmail.com">aloslbty@gmail.com</a>
<b>Kannur (8)</b>			
92	Assistant Labour Office-Kannur 1st Circle, Chandroth Building, Nethaji Road, Kannur 670 001	0497 2713656	<a href="mailto:alokannur1st@gmail.com">alokannur1st@gmail.com</a>
93	Assistant Labour Office-Kannur 2 nd Circle, Chandroth Building, Nethaji Road, Kannur 670 001	0497 2708035	<a href="mailto:alokannur2nd@gmail.com">alokannur2nd@gmail.com</a>
94	Assistant Labour Office-Kannur 3 rd Circle, Chandroth Building, Nethaji Road, Kannur 670 001	0497 2708025	<a href="mailto:alokannur3rd@gmail.com">alokannur3rd@gmail.com</a>
95	Assistant Labour Office-Thalassery 1 st Circle, Mini Civil Station, Thalassery 670 101.	0490 2324180	<a href="mailto:alothalassery@gmail.com">alothalassery@gmail.com</a>
96	Assistant Labour Office-Thalassery 2 nd Circle, Palathunkara, Kuthuparambu 670 643, Thalassery.	0490 2363639	<a href="mailto:alokuthuparamba@gmail.com">alokuthuparamba@gmail.com</a>
97	Assistant Labour Office-Perumba, Payyannur , Kannur 670 307	0498 5205995	<a href="mailto:alopnr@gmail.com">alopnr@gmail.com</a>
98	Assistant Labour Office-Thalipparambu Mini Civil Station, Tyhalipparambu 670 142.	0460 2200440	<a href="mailto:alotpbataliparamba6@gmail.com">alotpbataliparamba6@gmail.com</a>
99	Assistant Labour Office-Iratty, Nerampokku Road, Iratty P.O., Kannur 670 703	0490 2494294	<a href="mailto:aloiritty@gmail.com">aloiritty@gmail.com</a>
<b>Kasargode (2)</b>			
100	Assistant Labour Office-Kasargode, Near Clock Tower, Railway Station Road, Kasargode 671 121	0499 4230850	<a href="mailto:alokasargod@gmail.com">alokasargod@gmail.com</a>
101	Assistant Labour Office-Kanjangad	0467 2204602	<a href="mailto:alokanhangad@gmail.com">alokanhangad@gmail.com</a>

**51.CENTRAL ACTS WITH KERALA RULES**

<b>Sl.No.</b>	<b>Acts/Rules</b>
1	Beedi and Cigar workers(Conditions of Employment) Act, 1966
	Kerala Beedi and Cigar workers(Conditions of Employment) Rules 1968
2	Building and Other construction workers(Regulations of Employment and conditions of Service)Act 1996.
	Building and Other Construction Workers(Rregulation of Employment and Condtiions of Service)Kerala Rules 1998
3	Building and Other Coonstruction Worker's Welfare Cess Act, 1996
	Building and Other Construction Workers Welfare Cess Rules, 1998
4	Child Labour(Prohibition and Regulation) Act, 1986
	Kerala Child Labour(Prohibition and Regulation)Rules, 1993
5	Contract Labour(Regulation and Abolition)Act, 1970
	Kerala Contract Labour(Regulationand Abolition) Rules, 1974
6	Equal Remuneration Act,1976
	Equal Remuneration Rules,1976
7	Industrial DisputeAct 1947
	Industrial Tribunal(Procedure) Rules, 1949
	Indusrial Tribunal(Central Procedure) Rules 1954
	Kerala Industrial Dispute Rules 1957
8	Industrial disputes(Amendment) Act 2010
9	Industrial Employment( Standing Oders)Act 1946
	Kerala Industrial Employment(Standing Orders) Rules 1958
10	Interstate Migrant Workmen(Regulation of Employnment And Condtioons of Service) Act 1979
	Kerala Interstate Migrant workmen(Regulation of Employment and Conditions of Service) Rules, 1983
11	Labour Laws(Excemption From Furnishing returns and maintaining Register by Certain Establishments) Act 1988
12	Maternity Benefit Act, 1961
	Kerala Materinity Rules,1964
13	Minimum Wages Act, 1948
	Kerala Minimum Wages Rules 1958
14	Motor Transport Workers Act, 1961
	Kerala Motor Transport Workers Rules 1962

Sl.No.	Acts/Rules
15	Payment of Bonus Act, 1965
	Payment of Bonus Rules, 1975
16	Payment of Gratuity Act 1972
	Kerala Payment of Gratuity rules 1973
17	Payment of Wages Act, 1936
	Kerala payment of Wages (General) Rules 1958
	Kerala Payment of Wages (Procedure) Rules 1958
	Payment of Wages (Undisbursed Wages) Rules 1998
	Kerala Payment of Wages (Procedure) Application to Schedule Employment Rules, 1964
	Kerala Payment of Wages (Unclaimed Amount) Rules, 1958
	Kerala Payment of Wages (Manner of Recovery of Excess Deductions) Rules 1968
	Kerala Payment of Wages (Deductions for National Defence Fund and Defence Saving Schemes) Rules 1964
18	Plantation Labour Act, 1951
	Kerala Plantation Labour Rules, 1959
	Kerala Plantation and (Welfare Officer) Rules 1978
19	Sales Promotion Employees (Conditions of Service) Act, 1976
	Sales Promotion Employees (Conditions of Service) Rules, 1976
20	Trade Union Act, 1926
	Kerala Trade Unions Regulations, 1958
21	Working Journalists and Other News Paper Employees (Conditions of Service) and Miscellaneous Provision Act, 1955
	Working Journalists and Other News Paper Employees (Conditions of Service) and Miscellaneous Provision Rules, 1957
	Working Journalists and Other News Paper Employees (Tribunal) Rules 1979
	Working Journalists (Fixation of Rates of wages) Act 1958
22	Workmen's Compensation Act, 1923
	Kerala Workmen's Compensation Rules, 1958
	Workmen's Compensation (Transfer of Money) Rules, 1935
	Workmen Compensation (Venue of Proceedings)
	Kerala Workmen's Compensation (Schedule ii Parts 'A' 'B' and 'C' Occupational diseases) Rules 2001 Rules, 1958
	Workmen Compensation (Amendment) Act 2009

## **52. OFFICIAL STATISTICS**

Statistics produced maintained and disseminated by Government Agencies or other Public bodies such as international Organizations is called Official Statistics. They Provide Quantitative or Qualitative information on all Major areas such as Economic and Social development, Living conditions, Health, Education and the Environment. Development Planning of a country or State has to be based on reliable Statistics on Economic, Social and Environmental aspects in order to achieve the desired outcomes and impacts by effectively utilizing scarce resources. It implies that an effective statistical reporting mechanism is an integral part of the development process. A well designed Official Statistical system is necessary to support evidence based decision making to help the government to identify the best course of action in addressing complex problems and to manage the effective delivery of basic services. Official Statistics result from the collection and processing of data into statistical information by institutions like govt. or international Organizations. Official Statistics make information on economic and social development accessible to the Public, allowing the impact of govt. policies to be assessed and thus improving accountability and transparency.

### **Fundamental Principles of Official Statistics**

The fundamental Principle of Official Statistics were adopted in 1994 by the United Nations Statistical Commission. The following principles are adopted in view the essentiality of Official Statistics as a basis for overall Development and the necessity for ensuring Public Trust in Official Statistics Information.

**Principle 1.** Official Statistics provide an indispensable element in the information system of a democratic society, serving the Government, the economy and the public with data about the economic, demographic, social and environmental situation

**Principle 2.** To retain trust in Official Statistics, the statistical agencies need to decide according to strictly professional considerations, including scientific principles and professional ethics, on the method and procedures for the collection, processing, storage and presentation of statistical data.

**Principle 3.** To facilitate a correct interpretation of the data, the statistical agencies are present information according to scientific standards on the sources, methods and procedures of the statistics

**Principle 4.** The statistical agencies are entitled to comment on erroneous interpretation and misuse of statistics.

**Principle 5.** Data Statistical purpose may be drawn from all types of sources, be they statistical surveys or administrative records. Statistical agencies are to choose the source with regard top quality, timeliness, costs, and the burden on respondents

**Principle 6.** Individual data collected by statistical agencies for statistical compilation, whether they refer to natural or legal persons, are to be strictly

confidential and used exclusively for statistical purposes.

**Principle 7.** The laws, regulations and measures under which the statistical system operates are to be made public.

**Principle 8.** Co-ordination among statistical agencies within countries is essential to achieve consistency and efficiency in the statistical system.

**Principle 9.** The use by statistical agencies in each country of International concepts, classifications and methods promotes the consistency and efficiency of statistical systems at all Official levels.

**Principle 10.** Bilateral and multilateral Co-operation in statistics contributes to the improvement of systems of official Statistics in all countries.

### **Common Indicators Used in Official Statistics**

Statistical Indicators provide an overview of the social, demographic and economic structure of the Society; These indicators facilitate comparison between countries and regions.

The main Indicators used in **Population Census** are, Total Population by age, Population density, Life expectancy at birth and at age 65, Total fertility rate, Infant mortality etc.

For **gender statistics** include: women in Labour Force, Gender Pay Gap, Social security measures.

In the **Employment** Category: Employment, Unemployment Rate, Youth unemployment rate, work participation rate, employment in major sectors etc.

For **the economy** the main Indicators are: Gross Domestic Product, Gross Domestic Product Per-capita, Real GDP growth rate, GDP by major economic sectors: Agriculture, Industry, Services, Consumer Price Index, Exchange rate, Gross external debt.

export and import of goods and services, balance of payments, trade balance etc are **trade indicators**.

when we study on **Environment** the Indicators are Land use, water supply and consumption, Environmental protection, expenditure Generation and treatment of waste, Chemical use etc

On the **energy category** the indicators include total energy consumption, Primary energy sources energy consumption transport, electricity consumption, consumption of renewable energy sources

### **Production of Official statistics**

The National Statistical Organizations NSOs or other organizations like Central banks are responsible for producing and disseminating official statistical information providing higher quality data. By quality means such as; relevance, completeness, Timeliness, Accuracy, accessibility, Clarity, Cost efficiency, Transparency, Comparability and Coherence.

The production process of official Statistics System comprise of nine **Phases**. Specify needs, Design, Build, Collect, Process, Analyse, Disseminate, Archive and Evaluate.

### **Data Sources**

There are two types of data sources **Primary or Statistical** data sources that are collected primarily for creating official Statistics which included sample surveys and Census. **Secondary or Non-Statistical Data** sources that have been Primarily collected for some other purposes before (Administrative data private sector data)

An Investigation about the Characteristics of a phenomenon by means of collecting data from a sample of a population and estimating their characteristics and analysing through the systematic use of statistical methodology is called a **Sample survey** (Annual Survey of Industries, Employment Unemployment survey)

A **Census** is a Complete enumeration of a particular Population or groups at a point in time with respect to well defined characteristics. Data are collected for a specified reference period. It should be taken at regular intervals usually 5 or 10 years (Economic Census, Agricultural Census, Population Census etc)

### **Register**

Register is a database that is updated continuously for a specific purpose and from which statistics can be collected and produced. It contains information on a complete group of units. Administrative Registers, Private Registers, Statistical registers, Business Registers etc are different types of Registers.

### **Presentation of Official Statistics**

Analytical **texts and tables** are the most traditional way to present Official Statistics. Visually it can be presented by using **Graphs and Charts**. A picture is worth a thousand words. There are different types of graphic representation.

To Illustrate changes over a time, a **line graph** would be used. A line graph displays variables whose values represent a regular progress.

For categorical data a **Bar graph** either vertical or horizontal is useful.

For representing the share of 100% a **Pie chart** is reliable.

To compare composition across categories **stacked bar charts** (Vertical/Horizontal) are recommended.

**Tables** are a compliment to related texts and support the analysis. They help to minimize the numbers in the description. They usually show the figures from the highest to the lowest.

Official statistics are part of our day today life. They exist in everywhere, medias like news papers, radio, television and specialized economic and social magazines. It provides us with important Information on the situation and the development trend in our society. The internet has become an important tool for

statistical producers to disseminate their data and information. Today the advanced agencies provide the information on their website. Various users are access information online.

### **Evolution of Official Statistics System In India**

Historical evidences indicate that the ancient rulers of India have recognized the importance of Official Statistics in good Governance. The epoch writing of Kautilya the 'Arthashastra' during the Mauryan period contain a vivid description of Population, Agriculture and economic Census. In the medieval era; Ain-i-Akbari Written by Abu'l-Fazl, one of the Navaratnas in Akbar's Royal Court, is a detailed report on the administrative matters of the Famous Mughal emperor Akbar. The report describes the extent of resources, Population, Industry and Wealth of the Empire. In the Modern era during the British period a Statistical Committee was formed in 1862 to collect information on Education, Finance, Industries, Trade, and Agriculture etc. A Statistical Branch was also formed in 1862 as the part of Finance Department for collection and maintenance of Statistics. In 1866 the Gazetteer of India was brought out for the first time. A Population Census was carried out in the year 1872 and the First Complete Population Census all over the country in a uniform basis was conducted in 1881 and repeated it in every ten year. The statistical Branch established in 1862 was converted into a full-fledged statistical Bureau in 1895 and it was put under the control of Commercial Intelligence and Statistics headed by a Director General. The Status continued until 1914. In April 1914 a separate Directorate of Statistics was established. An Economic enquiry Committee was set up in the year 1925 to study the existing statistical data collection mechanism. The committee recommended the establishment of a central Statistical Bureau along with similar Provincial Statistical Bureau.

In View of the recommendations done by Bowley and Robertson Committee, which was appointed in 1934 to study the economic problem in India, creates a central economic Intelligence Organization under the Economic Advisor

In 1945, an Inter departmental Committee with the Economic Advisor as Chairman was setup to examine the Statistical material available. The Committee recommended for filling up the gaps, improvement the existing Organizations and also recommended to form a Central Statistical Office, The establishment of statistical Bureaus at the Headquarters of the state Governments and the preparation of Statistics for the entire country.

After independence in 1947, on the eve of the Economic Planning which necessitated a strong database covering variety of Economic and social aspects. The National Income Committee appointed in 1949 made a number of recommendations and it lead to establishment of a central



Statistical Unit in 1949 later converted into Central Statistical Organization in 1951. The Directorate of National Sample Survey was Found in 1950 to collect and process Comprehensive data on Various Socio-Economic aspects. The Indian Statistical Institute Act passed by Parliament in 1959 declared ISI an Institute of National Importance which was founded by P.C.Mahalanobis in December 17, 1931; an Institute facilitates research and training on Statistics. The foundation of a modern Statistical System was laid in the early years of Independence. One of the most revolutionary steps taken in Statistical System of the country has been the Notification of the National Policy on dissemination of Statistical data on 6th January 1999. The Policy made it mandatory for all data source agencies to release unit level data set to all data users and the database need to be regarded as 'Public Goods'. It should be reliable to all users' especially individual researchers for research and analysis.

In January 2000 a Committee was formed under the Chairmanship of Dr. C. Rengarajan to examine the deficiencies in the existing statistical system and to recommend measures for its systematic revamp. The Committee submitted its report on 2001 September listed out several data gaps and deficiencies. Some of the major deficiencies were (i) absence of an effective Co-ordination mechanism for determining Statistical priorities, Standardization of concepts and definitions. (ii) Absence of a mechanism to ensure credibility of statistics in the existing decentralized Statistical System. The Committee also pointed out that the existence of Central Statistical Organization (CSO) at centre and Directorate of Economics and Statistics (DES) at the states, the Statistical System is functioning in a disjointed manner, with not much control over the way in which data collected, tabulated and analysed. There is also lack of uniformity in standards, concepts, definitions and classification systems making it difficult to integrate databases available from various sources.

According to the recommendations of Rengarajan Committee the Govt. notified the setting up of a permanent and statutory apex body called National Statistical Commission through a Government resolution on 1st June 2005. A project for strengthening of State Statistical System in conformance with the National Strategic Statistical Plan (NSSA) has been taken up by the Ministry of Statistics and Programme implementation with the assistance of World Bank in 2009 as a part of the India Statistical Strengthening Project (ISSP).

