



# GOVERNMENT OF KERALA



## LABOUR STATISTICS AT A GLANCE KERALA 2017

Statistical Division, Labour Commissionerate, Thiruvananthapuram

# **LABOUR STATISTICS AT A GLANCE KERALA 2017**



**ISSUED BY**  
***STATISTICAL WING OF THE LABOUR DEPARTMENT,***  
***KERALA, THIRUVANANTHAPURAM.***

## **PREFACE**

I look forward your kind feedback and suggestions for improvement are welcome from the end users of the publication.

The Statistical wing of Labour Department has come up with the **LABOUR STATISTICS AT A GLANCE KERALA 2017** to disseminate comprehensive information on various facets of the labour sector. The Statistics incorporated in it throws light on the industrial relation situation prevailing in the state as well as developments under the social security schemes implemented through different directorates. The publication will be of immense use to policy makers, farmers, researchers, scientists, administrators, trade, industry, statisticians, economists and the general public. I am sure that this new edition will be appreciated for its up-to-date coverage of data on the labour and allied sectors.

Statistical data give a clear vision to formulate policies, projects, monitoring and evaluation. The department acquires a clear vision and reality of Labour in Kerala State through the reports generated from the statistics wing. I express my sincere appreciation **efforts taken by the staff of the Research Wing in the Labour Commissioner office Sri. R.Gopakumar (Research Officer), Sri.S.Sivakumar (Research Assistant), Smt. Amritha.M (Statistical Assistant Gr.1). and Sri. Shijith Kumar.V (Statistical Assistant Gr.1)**

**Thiruvananthapuram,**

**17/ 12 /2018**

**A. Alexander, IAS**

**Labour Commissioner**

## CONTENTS

Sl.No.	Topics	Pages
1	A brief Introduction with Functions of the Department	3
2	Statistical Wing	11
3	Population Parameters	13
4	Geographical Features	14
5	District wise Population, Density and Sex ratio 2011	15
6	District wise Distribution of Area and Population (Gender wise)	17
7	Work Participation Rate 2001 & 2011	19
8	District-wise Distribution of Main workers 2011	20
9	District-wise employers in public sector in Kerala for last 5 years	22
10	District-wise employers in Private sector in Kerala for last 5 years	24
11	Industrial Relations	26
12	Administration of Labour Laws	37
13	Details of Administration of Various Labour Laws	41
14	The Minimum Wages Act, 1948	44
15	The Plantation Labour Act, 1951	55
16	Kerala Shops and Commercial Establishments Act, 1960	74
17	Motor Transport Workers Act, 1961	79
18	Report on the Working of the Employees compensation Act, 1923	84

19	Welfare Fund Boards Working under Labour Department	87
20	Consumer Price Index	113
21	Plantation in Kerala	122
22	Districtwise abstract of Registered Plantations in Kerala	189
23	Concepts and Definitions	190
24	Sources and Uses of Labour Statistics	192

## **1. BRIEF INTRODUCTION WITH FUNCTIONS OF THE DEPARTMENT**

The Labour Department, now one of the most important Departments started functioning on 26<sup>th</sup> January, 1946. Foundation of any economy is its workforce and redressal of their grievances is essential for Industrial prosperity and social welfare. But the existence of investor and industrial institutions are also equally important for economic development. Hence the relevance of Labour Department is seen at the inevitable compromise amidst of these two relation.

### **1.(a). Major Functions of the department**

Functions of the State Labour Department can mainly be divided into four: -

I. Industrial Relations

II. Enforcement

III. Quasi-judicial Functions

IV. Welfare Schemes

### **I. Industrial Relations**

Labour Department is instrumental in maintaining cordial industrial relations. Its conciliation machinery consists of the Labour Commissioner, Additional Labour commissioner (IR), Regional Joint Labour commissioners, Deputy Labour Commissioner (HQ), District Labour Officers (General), Deputy Labour Officers, Assistant Labour Officers Gr.I. The industrial disputes are settled mainly through the intervention of the conciliation officers through the process of conciliation. If conciliation fails, the dispute is referred to adjudication by Labour Courts/ Industrial Tribunals. Besides DLO is the conciliation officer of the Kerala Head Load Workers Act, 1978 with powers to settle/decide disputes

### **Industrial Relations Committees**

The Government of Kerala, under the chairmanship of Labour commissioner, for maintaining industrial peace and harmony, constitutes the Industrial Relations committees. The members of the IRC are persons having thorough knowledge about the issues experienced by the employers and workmen. Equal number of representatives from employers and trade union are included in the IRC. The Industrial Relations committees through discussions arrive at decisions on wage revision, bonus, service conditions of the workers of the respective industry etc. Though the decisions / settlements of IRC are not enforceable by law, the settlement / decision taken by the committee are considered as a general agreement in the State as a whole. At present 11 Industrial Relations committees are functioning in the State. They are: - 1. IRC for Toddy Industry 2. Motor Transport Industry. 3. Cashew Industry. 4. Kuttanad Agricultural Sector. 5. Coir Industry. 6. Private Hospital. 7. Supply co. 8. Textile Industry. 9. News Paper Industry. 10. Plantation Labour Committee. 11. IRC Board.



## **II. Enforcement of Labour Laws:**

Enforcement of the various labour legislations is mainly carried out through 100 Assistant Labour Officers (Grade II) and 11 Inspectors of Plantations. The Assistant Labour Officers are controlled and supervised by 11 District Labour Officers (E) in the Districts except in Idukki, Wayanad and Pathanamthitta where District Labour Officers (G) is entrusted with the enforcement functions also. A state Advisory Contract Labour Board has been constituted and functioning in the State for advising the Govt. in the matter of abolition of contract labour.

The Inspectors of Plantations are functioning under the Chief Inspector of Plantations, an Officer in the cadre of Joint Labour Commissioner, whose headquarters is at Kottayam. The chief Inspector and the 11 Inspectors of Plantations function as a separate Inspectorate for enforcement of Plantations Labour Act 1951 and other labour laws applicable to Plantations in the State. The Assistant Labour Officers are the notified inspectors under 18 Labour Legislations. The Assistant Labour Officers and the District Labour Officers (E) are supervised and controlled by three Regional Joint Labour Commissioner at Kollam, Ernakulam and Kozhikode. The Additional Labour Commissioner (E) in the office of the Labour Commissioner has overall supervisory charge of the enforcement officers in the state. Besides this, the Labour Commissioner and all other officers in the Labour Commissionerate are empowered to carry out the functions of inspectors under all the 18 legislations mentioned above. A District Labour Officer (HQ) in the Office of the Labour Commissioner is functioning under the Additional Labour Commissioner (E) and is entrusted with the supervisory work of enforcement of labour laws at the state level in addition to his statutory powers as the inspector of news paper establishment. For effective functioning of the enforcement wing, the inspections in establishments are streamlined in such a way that the establishments employing 50 to 250 employees are being inspected by the District Labour Officers (E) while establishments employing more than 250 employees are put in charge inspected by the Regional Joint Labour Commissioners. Special inspection squads for Cashew Industry constituted with the co-operation of different departments, like Provident Fund, E.S.I. etc. have played a very significant role in ensuring various benefits payable to the Cashew Workers in the State.

## **III. Quasi Judicial Functions**

All the Deputy Labour Commissioners except Deputy Labour Commissioner (H.Q) are acting as authorities exclusively dealing quasi-judicial functions under the following Labour enactments.

1. Kerala Shops & Commercial Establishments appeal cases.

2. Kerala Payment of Subsistence Allowance Act, 1972.
3. Kerala Casual Temporary and Badli Workers Act, 1989
4. Payment of Gratuity Act, 1972.
5. Maternity Benefit Act, 1961.
6. Head load Workers Act, 1978.

The Deputy Labour Commissioners are functioning as the certifying officers under the Kerala Industrial Employment (Standing Orders) Act, 1946 and Appellate authorities under the Kerala Head load workers act. The Regional Joint Labour Commissioners are acting as Appellate authorities under Payment of Gratuity Act, Kerala Industrial Employment (Standing Orders) Act, etc. District Labour Officers (G) are the Conciliation officer under the Kerala Head Load Workers Act, ID Act, 1947 and Payment of Bonus Act, 1965 for settling/deciding disputes under the said Acts. District Labour Officer (HQ) is the authority of hearing claim under section 17(1) of Working Journalists and Other Newspaper Employees (Condition Service and Miscellaneous Provision) Act, 1995.

#### **IV. Welfare Schemes.**

The Labour Department plays a key role in implementing labour welfare activities. At present there are **16** welfare fund boards functioning under labour department and providing welfare amenities to the concerned sector of labour. Certain welfare boards have changed the history by converting certain violent mob working class of the head load workers into efficient service oriented citizens. If we go through the socio-economic background of the Head load workers at present setup and if we compare it with that prior to 1985 we can ascertain the difference in their development change that of course have shown tremendous achievements.

Important Welfare amenities of the Department are,

- (i) Kerala Tree Climbers Welfare Scheme:** Envisaged in the payment of ex-gratia financial assistance to workers in the event of permanent total disablement or to the dependents in the case of death of the worker.
- (ii) Tree Climbers Disability Pension Scheme:** This Pension Scheme was introduced from 01.01.2012 to provide pension to the beneficiaries or the heirs of the deceased workers who have received financial assistance under the Kerala Tree Climbers Welfare Scheme.
- (iii) Ex-gratia/Festival Allowance to the workers of closed Cashew factories.**
- (iv) Unorganized Daily Waged Employees Distress Relief Fund :** This scheme was sanctioned in 2007-08 and implemented through Labour Department to provide financial assistance @ Rs.2000/-



to the workers covered under the definition of daily waged workers but not covered under any other welfare schemes, and have sustained injury during the course of employment.

- (v) **Kerala unorganized Retired Workers Pension Fund Scheme:** This scheme has come into force with effect from 01.08.2008. This scheme is applicable to traditional teachers who are teaching alphabets to children in rural areas where nursery Schools are nonexistent, This scheme is applicable to teachers who attained the age of 60 as on the date of implementation of the scheme and is also applicable to those workers under the definition of 'workers' is the Kerala Artisans & Skilled workers Welfare Scheme 1991 and those category of workers whom Government desire to include subsequently under the scheme for giving pension on attaining the age of 60, but does not include any one who receive any pension either from Government or from statutory Board constituted for the Welfare of Workers.
- (vi) **Rashtriya Swasthya Bhima Yojana (RSBY) :** Rashtriya Swasthya Bima Yojana is a centrally sponsored health insurance scheme for BPL workers and their families in the unorganized sector introduced during 2008-09 and implemented jointly by the State and Central Governments. The scheme provides annual insurance coverage of Rs.30,000/- for a five member family including the worker, spouse, children and dependent parents. Annual insurance premium is decided through tender process. As per the new description of Ministry of Finance, Government of India, 60% of the premium will be met by Union Government and remaining 40% is to be met by State Government. Currently there are around 33 lakhs families under RSBY and department propose to cover an additional 3.77 lakh families under RSBY. CHIS & RSBY are implemented through a separate Agency namely, Comprehensive Health Insurance Agency (CHIAK).
- (vii) **Comprehensive Health Insurance Scheme (CHIS and CHIS PLUS):** Comprehensive Health Insurance Scheme (CHIS) extends to all families other than the BPL families (absolute poor) as per the guidelines which was framed by erstwhile Planning Commission for those coming under the RSBY. The non -RSBY population is divided in to two categories: (a) those belonging to the BPL (poor) list of the State Government but not to the list as defined by Planning Commission and (b) APL families that belong neither to the State Government list nor to the list prepared as per the guidelines of Planning Commission. The department has estimated that there will be an addition of 2.29 lakh families under CHIS for 2016-17. As per CHIS PLUS there is an additional fund of Rs.70, 000/- for notable diseases.

**(viii) Aam Admi Bhima Yojana (AABY):-** Aam Admi Bima Yojana (AABY) is an insurance scheme launched by Government of India covering 48 categories of households in the country and implemented in the state since 2007-08. As per the scheme, the head of rural landless families or one earning member in each such family will be insured. The premium under the scheme will be Rs.200/-. Out of which 50% of the share will be coming from the fund created for this purpose by Central Government and remaining 50% will be contributed by the State Government. As per the Scheme, the following benefits shall be given.

- |  |                |
|--|----------------|
| a. For natural death   | - Rs.30,000/-  |
| b. For accident death  | - Rs.75, 000/- |
| c. For Permanent total disability due to accident              | - Rs.75, 000/- |
| d. Disability due to accident (Loss of one eye or one limb)    | - RS. 37,500/- |
| e. Scholarship for 2 children @ RS.100/- per month for a child | - Rs.200/-     |

Other welfare schemes like, the Kerala Small Plantation Welfare Scheme, Kerala Head Load workers (Attached, Unattached and Scattered) Scheme, Kerala Migrant Workers Welfare Scheme, Kerala Automobile Workshop Workers Welfare Scheme, Kerala Autorikshaw Workers Welfare Scheme, Artisan Workers Welfare Scheme, Kerala Domestic Workers Welfare Fund Scheme, Kerala Laundry Workers Welfare Scheme, Kerala Barber and Beautician Welfare Scheme, Kerala Temple Workers Welfare Scheme etc. are also introduced through this department.

In the diversified field of labour department, there are certain other important fields also, like the zone of trade unions. The Registration, Conciliation etc. of the trade unions are also done through this department. The Labour Commissioner is the Registrar of Trade Unions. All District Labour Officer (General) are notified as Deputy Registrar of Trade Unions in order to dispose Trade Union registration speedy.

There is genuine concern and commitment to the protection of labour and promotion of its welfare. However, some people still continue to hold the views that labour in Kerala is an irritant factor posing a constraint on investment. But this view is totally baseless since it is based on clear class bias and misinformation. This is well proved by the data on industrial peace and the spurt in investment in the industrial sector in the State.

### **1.(b). Composition of workers**

Composition of workers implies the size of labour force engaged in different sectors of the economy. The labour community in Kerala mainly consists of those who are engaged in the informal

sector (loading and unloading, casual work, construction work, brick making, self-employment etc.), traditional industries (coir, cashew, handloom, beedi etc.) manufacturing sector (small, medium and large industries), IT industry, units in export promotion zones and those who are seasonally employed. The work participation rate (WPR) for men and women as per 2011 census was 52.70 and 18.20 respectively. The low WPR of Women is, no doubt, a major concern and stood as a contradictory factor against our high literacy and social status of women.

### **1.(c). Child labour**

One social hazard, contributes by present day life is child labour. The department has been made much improvement in rehabilitation and other programmes to eradicate child labour. Child labour as domestic servants and hotels are banned with effect from 10<sup>th</sup> October 2006 under the Child Labour (Prohibition and Regulations) Act, 1986. Employer who violates will be punished with a fine upto Rs.20,000/- and with imprisonment. Children below age of 14 years are banned from working as domestic servants or at hotels, tea shops, restaurants and resorts. Compare to other States, Kerala is not a child labour friendly State.

### **1.(d). Migrant Labour**

Migrant workers, seeking employment in Kerala from other States like West Bengal, Bihar, Orissa, Chattisghargh, Jharkhand etc. Apart from the workers already present in this State from Tamil Nadu, are increasing. These workers, many of them being contract labour, are subjected to inhuman exploitation by paying low wages. The contract system of employment is also increasing in our State. But compared to the migrant workers, the local workers as well organized and succeed in getting decent wages and working conditions. The Labour Department has initiated a number of Programmes like seminars and medical camps aiming at improving awareness among migrant workers as well as promoting their health and living conditions. The medical camps are conducted at the work site and medicine supplied on the spot.

### **1.(e). Labour Commissionerate Automated System**

The Department is currently using Labour Commissionerate Automation System (LCAS), a software devised by KELTRON. The system comprises 12 modules covering all functions including inspections, statutory registrations, renewal of establishments under various labour enactments, which are undertaken by the Department. The inspection module is so denied to capture the details of inspection and follow up action entered in excel format by the officers concerned. This input data can be viewed simultaneously by the Controlling officers and Labour Commissioner as well. The details

furnished by the inspectors is utilised for report generation by the system itself on request. The reports so generated can be consolidated and used for the purpose of review of officers individually. The work reviews of executive officers are being done using electronically by the system. Chat rooms, message services are also incorporated in the system for internal communication.

**1.(f). Call-Centre:-**

The Department has its new initiative as established a call centre/helpline with number **155214**(short code) and toll free **180042555214** for addressing complaints related to labour received from Public. The call centre agents will help the callers giving the information sought for and also the details of the authorities to be approached. We have utilized the SMS services provided by CDAC free of charge. The complaints will be registered in the call centre software capturing the name, address, location and mobile number of the caller and the same will be exported to the LCAS portal wherein the officers concerned will login and attend to the complaints promptly. Using the SMS gateway and the message service provided within the LCAS, the details of caller and details of officers concerned will timely be communicated to them attending to complaints online using LCAS will also be included as a parameter for review of performance of the officers concerned.

**1.(g).Wage Protection System.**

Wage Protection System means an Information Technology enabled system provided by the Labour Commissionerate to ensure payment of minimum wages to all or any class of employees employed in any scheduled employment as prescribed by the government. It is a system through which the employers of the Scheduled Employment shall pay and disburse the wages to the employees through individual bank Accounts. For this purpose, the employer shall submit electronically, or upload an IT enabled Register of Employment and Wages in form XIV through Labour Commissionerate Automation System. IT enabled Register of Employment and Wages in form XIV shall be authenticated by the employer or any person authorized by in this behalf prior to the submission or the uploading of the same through the Wage Protection System.

The Inspector authorized by the Labour Commissioner shall electronically authenticate form XIV submitted or uploaded through the Wage Protection System. Such forms shall be maintained as duly signed hard copies by the employer or maintained as such in an electronic media. A printout of form XIV duly signed by the employer shall be made available to the Inspector on demand.

An employer submitting IT enabled Register of Employment and Wages in form XIV and effecting payment through Individual bank account of the employee is exempted from maintaining

Register of wages in form XI, Overtime Register for workers in form V Register of fines in form I, Register of Deduction for damage or Loss caused to the employer in form II.

**1.(h). AAWAZ (Health Insurance Scheme for Migrant Workers)**

According to the study report of Gulathi Institute of taxation for Kerala State Government in 2013, there are 25 lakhs Interstate Migrant Workers who have migrated due to the low rate of wages and employment opportunity in their states. They are mainly from West Bengal, Orissa, Bihar, Assam, Uttarpradesh, and Jharkhand. The Interstate Migrant work force predominantly of single male between the age group of 18 to 35 years. About 60% of them work in the construction sector and the balance work in hospitality, manufacturing, trading and agricultural sectors. Mostly engaged both in unskilled and semi-skilled workers such as agricultural, bricklins labour, Masonry, Electrician Plumbing and the like. During the inspection of the task force constituted for observing and ensuring safe health and sanitation conditions of Interstate Migrant Workers, it was reported that workers forced to live in work sites and factories where they works in dingy rooms with poor water supply and sanitations facilities. Their unhygienic living conditions have raised serious concern among civil societies about disease such as Cholera, Malaria etc.

In this circumstances, the Department proposes to provide the interstate migrant workers in the State with a Health Insurance Scheme namely AAWAZ in the model of Rastriya Swasthya Bhima Yojana (RSBY) Scheme. It will enable the creation of a systematic data base of the Migrant Workers, thereby enabling Government to provide them with ID Card. As per the Government Order No.1325/2016/LBR dated 27/10/2016, the state government has been proclaimed the guidelines of the aforesaid scheme in detail. After the government sanction the labour department has been indulging to explore the eligible agency for this project by E-tender processing.

## **2. STATISTICAL WING OF THE LABOUR COMMISSIONERATE, THIRUVANANTHAPURAM.**

This wing consists of one Research Officer, one Research Assistant and two Statistical Assistants Grade 1. The chief activities of this wing are collection, compilation, and tabulation of Labour Statistics received from the sub-offices. The reports emerging from this wing are in accordance with the guidelines prescribed by the Government of India intended for the State, Central and for Labour Bureau.

The representative reports expedited from this wing for the State, Central Governments and for Labour Bureau.

### **REPORTS PERIODICALLY GENERATED BY THIS WING**

The timely reports are fortnightly, monthly, quarterly, half yearly and annually. The reports prepared and submitted from this wing are furnished below.

#### **A. Fortnightly reports.**

- 1) Fortnightly report on Labour Situation.

#### **B. Monthly Reports.**

- 2) Monthly report on unrest due to Industrial disputes in Industrial establishments.(Strike and Lock out ,Part A and B)
- 3) Monthly report on unrest due to Industrial disputes in Industrial establishments
- 4) Monthly report on Industrywise Causewise Particulars of Industrial disputes arose Settled etc.
- 5) Monthly report on Closure, Lay-Off, Retrenchment.
- 6) Monthly report on Industrial Relations
- 7) Monthly report on Labour Activities in the State.
- 8) Monthly report on Implementation of Minimum Wages Act.
- 9) Monitoring of Information on Industrial Relation
- 10) Right to Service Act

#### **C. Quarterly Reports**

- 1) Quarterly report on the Development in the field of Labour.
- 2) Quarterly report on Child Labour Act.
- 3) Quarterly report on Payment of Wages Act
- 4) Quarterly report on Minimum Wages Act.
- 5) Quarterly report on Quarterly report on Payment of Wages Act
- 6) Quarterly report on Contract Labour Act
- 7) Quarterly report on Equal Remuneration Act
- 8) Quarterly report on Maternity Benefit Act

9) Quarterly report on Industrial Dispute Act

D. **Half-Yearly Report**

1) Report regarding the progress made in the Implementation of Beedi and Cigar Workers Act

E. **Annual Reports**

1) Annual report/return on the working of Kerala Shops and Commercial Establishment Act.

2) Annual report on the Working of Minimum Wages Act.

3) Indian Labour Year-Book.

4) Annual report on Motor Transport Workers Act.

5) Annual report/return on working of Employees Compensation Act.

6) Annual report on the working of Industrial employment (Standing Orders) Act.

7) Annual report/return on working of 'Trade Union Act'.

8) Annual report on Plantation Labour Act

9) Annual report on Disputes arose, handled, settled etc for preparing Economic Review

10) Annual report on the working of Equal Remuneration Act

11) Annual report on the working of Payment of Wages Act

12) Annual report on Minimum Wages Act (wage rate)

13) Administration Report



---

**3. POPULATION PARAMETERS**


---

TOTAL POPULATION (2011 CENSUS)	33406061
Male Population	16027412
Female Population	17378649
Density of population	860 per sq.km
Share of Kerala in the total Population	2.76 percent
Sex Ratio	1084 women for 1000 men
Literacy Rate	94 Percent
Male Literacy Rate	96 Percent
Female Literacy Rate	92 Percent
Death rate (2012)	6.90
Death rate (Rural)	7.00
Death rate (Urban)	6.50
Infant Mortality rate	12.00
Infant Mortality rate (Rural)	13.00
Infant Mortality rate (Urban)	9.00
Stillbirth rate	6.00
Stillbirth rate (Rural)	6.00
Stillbirth rate (Urban)	5.00
Regional Language	Malayalam

---

#### 4. GEOGRAPHICAL FEATURES

<b>Area</b>	<i>38,863 Sq.km</i>
<b>Forest Area</b>	9400 Sq.km
<b>Cultivated Area</b>	20.89 Lakhs ha.
Number of Districts	14
Number of Taluks	75
Number of Villages	1664
Number of Municipal Corporations	6
Number of Municipalities	87
Number of District Panchayats	14
Number of Block Panchayats	152
Number of Grama Panchayats	941
Highest peak	Anamudi
Longest river	Periyar
Weather	Tropical
State Bird	Hornbill (Mala Muzhakki Vezhambal)
State Flower	Laburnum(Kanikonna)
State Tree	Coconut Palm
State Animal	Elephant
State Fish	Pearlspot (Karimeen)

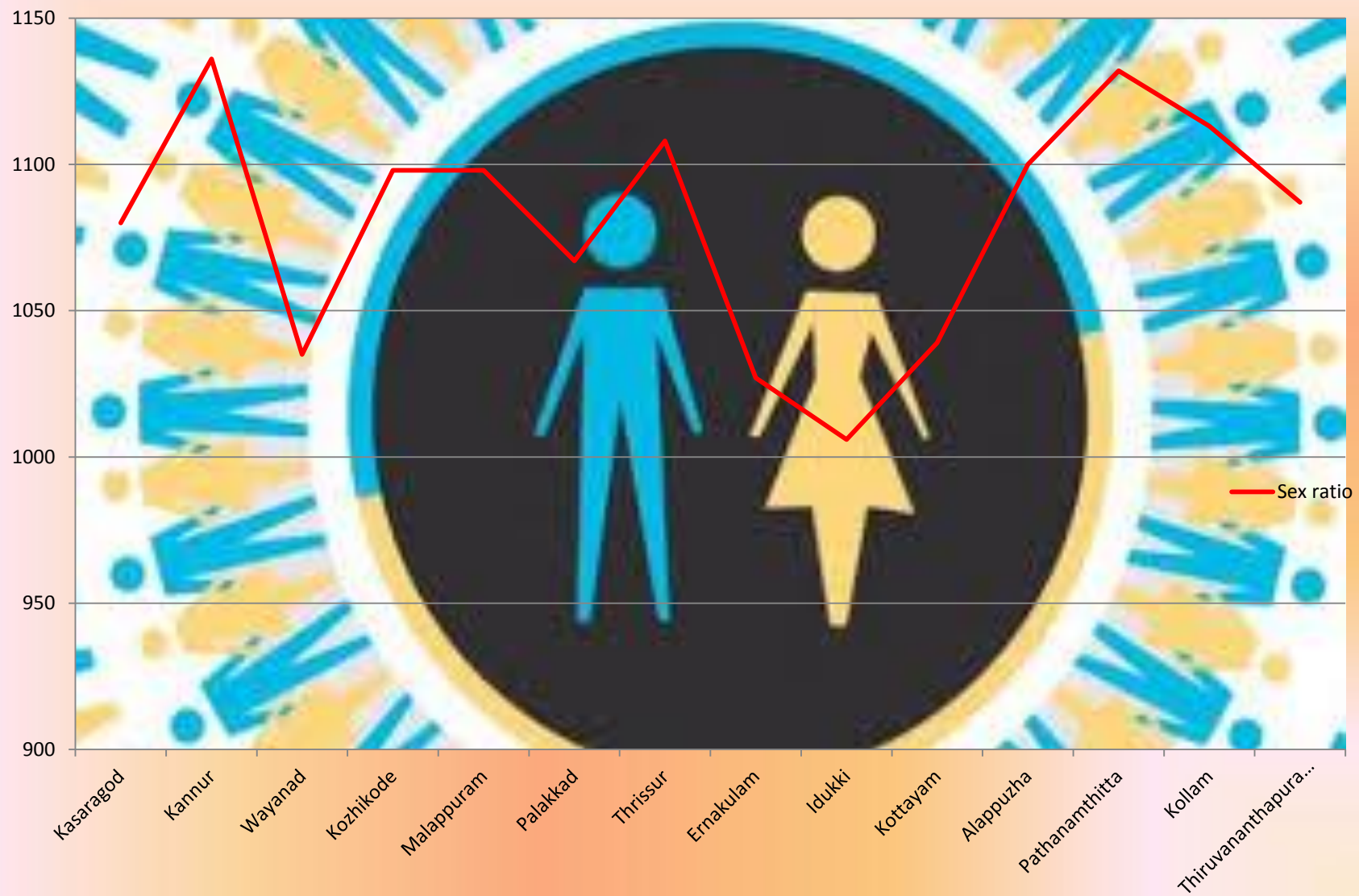
Table – I

**5. DISTRICT WISE POPULATION, DENSITY AND SEX RATIO 2011**

Sl.No.	Name of District	2011 (census)		
		Population	Density	Sex ratio
1	2	3	4	5
1	Kasaragod	1307375	657	1080
2	Kannur	2523003	852	1136
3	Wayanad	817420	384	1035
4	Kozhikode	3086293	1316	1098
5	Malappuram	4112920	1157	1098
6	Palakkad	2809934	627	1067
7	Thrissur	3121200	1031	1108
8	Ernakulam	3282388	1072	1027
9	Idukki	1108974	255	1006
10	Kottayam	1974551	895	1039
11	Alappuzha	2127789	1504	1100
12	Pathanamthitta	1197412	452	1132
13	Kollam	2635375	1061	1113
14	Thiruvananthapuram	3301427	1508	1087

Source: Census 2011

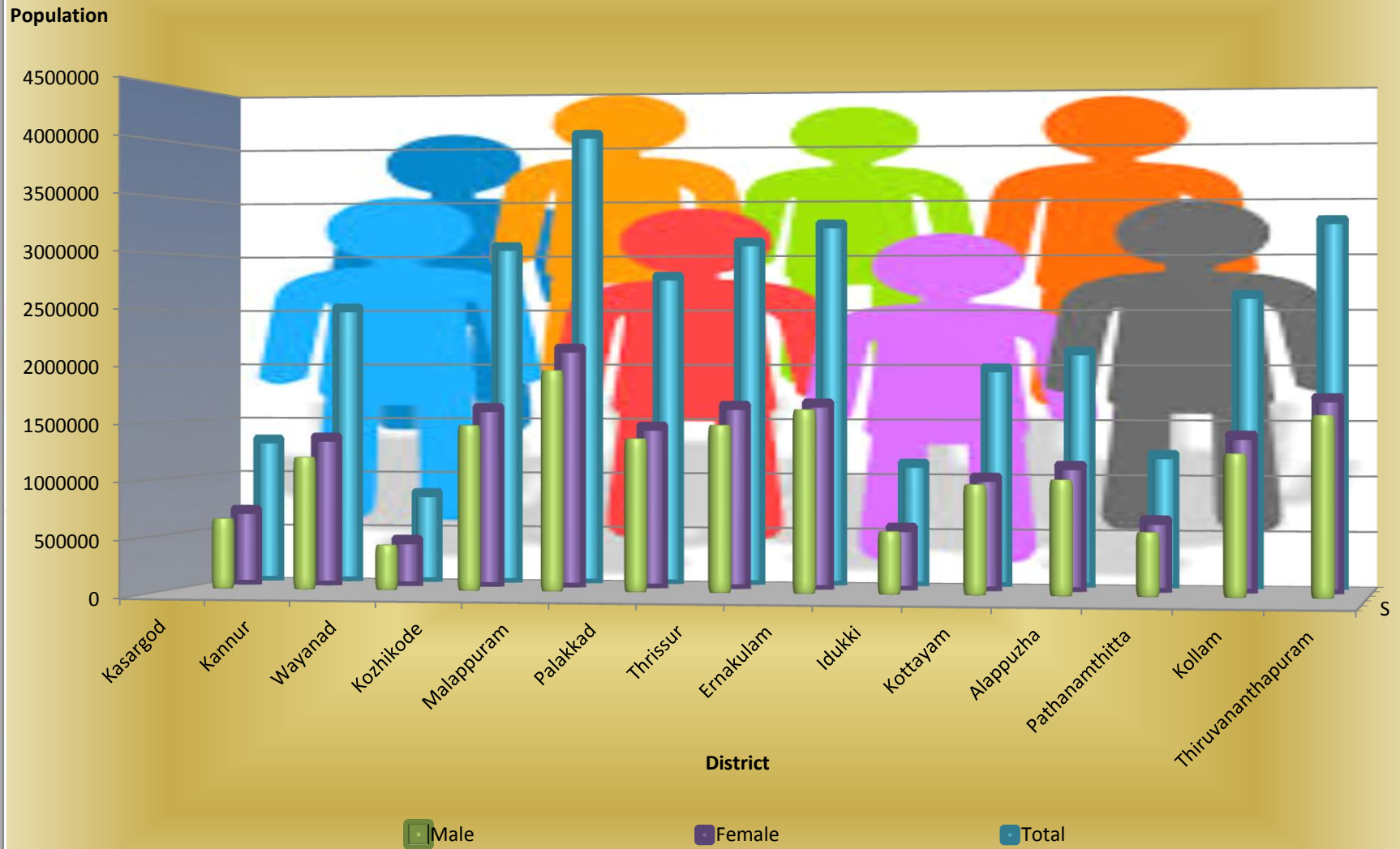
## Districtwise Sex ratio in Kerala



**Table – II****6. District wise Distribution of Area and Population(Gender wise)**

Sl.No.	Name of District	Area in Sq.Km.	Population ( 2011 Census)		
			Male	Female	Total
1	2	3	4	5	6
1	Kasargod	1992	628613	678762	1307375
2	Kannur	2966	1181446	1341557	2523003
3	Wayanad	2131	401684	415736	817420
4	Kozhikode	2344	1470942	1615351	3086293
5	Malappuram	3550	1960328	2152592	4112920
6	Palakkad	4480	1359478	1450456	2809934
7	Thrissur	3032	1480763	1640437	3121200
8	Ernakulam	3068	1619557	1662831	3282388
9	Idukki	4368	552808	556166	1108974
10	Kottayam	2208	968289	1006262	1974551
11	Alappuzha	1414	1013142	1114647	2127789
12	Pathanamthitta	2637	561716	635696	1197412
13	Kollam	2491	1246968	1388407	2635375
14	Thiruvananthapuram	2192	1581678	1719749	3301427
15	Kerala Total	38863	16027412	17378649	33406061

## Population of Kerala



19  
Table – III

**7. Work Participation Rate 2001&2011**

Sl.No	Name of District	Number of Workers			WPR for the year2001			WPR for thr year 2011		
		Rural	Urban	Total	Rural	Urban	Total	Rural	Urban	Total
1	2	3	4	5	6	7	8	9	10	11
1	Kasargod	300809	162189	462998	35.3	32.4	34.7	37.7	31.9	35.4
2	Kannur	322381	501735	824116	34.0	29.8	31.9	36.6	30.6	32.7
3	Waynad	328034	12043	340077	39.5	40.8	39.5	41.7	38.1	41.6
4	Kozhikkode	316246	632735	948981	27.4	28.7	27.9	31.2	36.5	30.7
5	Malappuram	613162	449262	1062424	24.1	24.4	24.1	26.7	24.7	25.8
6	Palakkad	806903	235437	1042340	36.5	33.9	36.1	37.8	34.8	37.1
7	Thrissur	379199	716528	1095727	32.2	31.9	32.1	37.0	34.2	35.1
8	Ernakulam	417997	831346	1249343	37.5	34.2	36.0	39.9	37.2	38.1
9	Idukki	498624	17739	516363	43.7	33.7	43.2	47.2	34.1	46.6
10	Kottayam	539176	196559	735735	33.3	30.8	32.9	38.3	34.8	37.3
11	Alappuzha	371442	433029	804471	33.8	35.6	34.3	37.9	37.7	37.8
12	Pathanamthitta	351835	40959	392794	29.9	27.3	29.7	33.0	31.1	32.8
13	Kollam	512817	399208	912025	32.2	31.2	32.1	35.4	33.6	34.6
14	Thiruvananthapuram	583332	648337	1231669	32.4	32.5	32.4	38.1	36.6	37.3
KERALA TOTAL		6341957	5277106	11619063	32.5	31.6	32.3	36.3	36.1	34.8

Source: Census Data



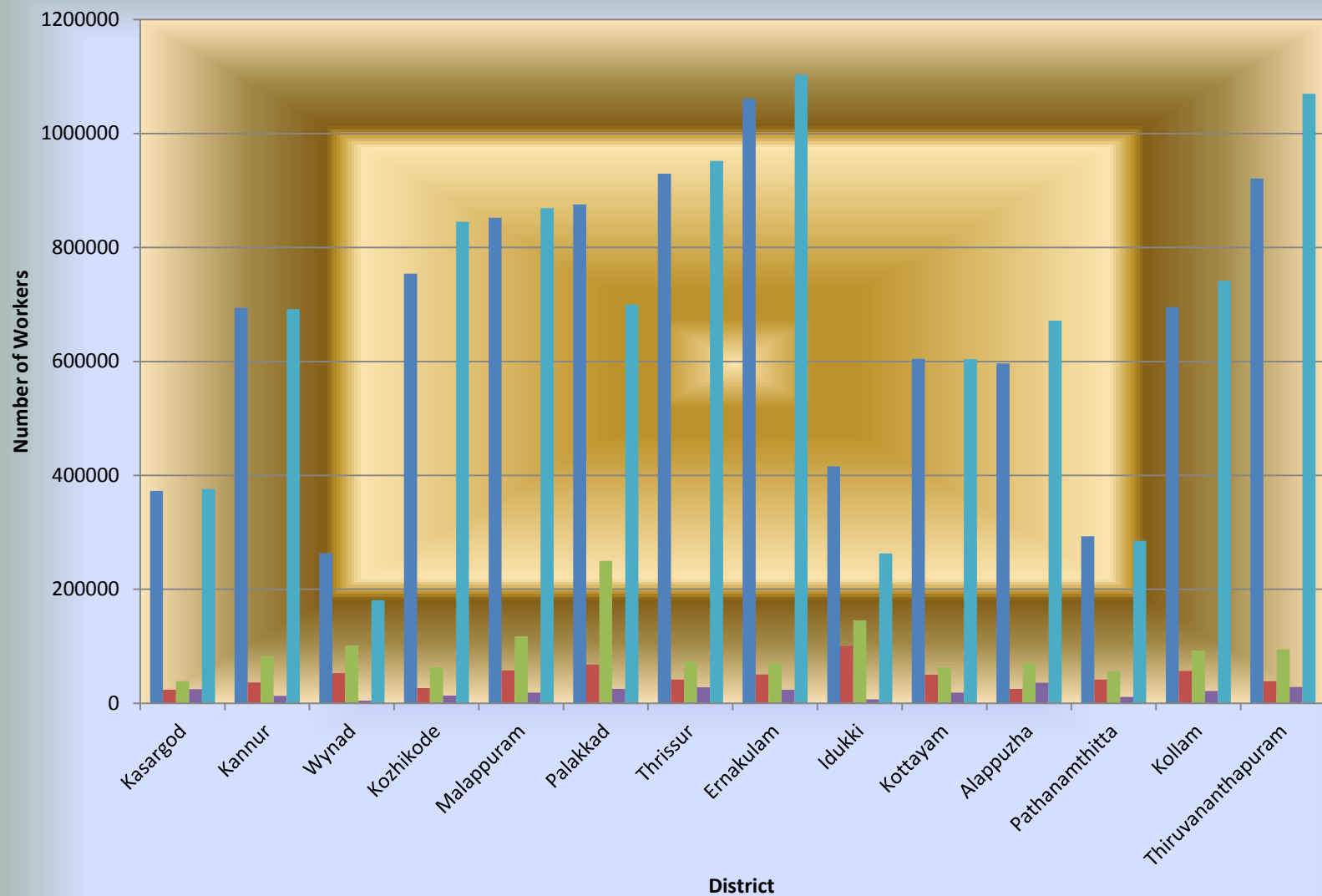
Table – IV

## 8. District -wise distribution of Main Workers 2011

Sl.No	Name of District	Main workers	Cultivators	Agricultural Labourers	Workers in Household industry	Other Workers	Work Participation Rate
1	2	3	4	5	6	7	8
1	Kasargod	372700	23732	38774	24496	375996	35.4
2	Kannur	694209	36549	82988	12875	691704	32.7
3	Wynad	263445	52759	101630	4574	181114	41.6
4	Kozhikode	754187	26543	64198	13312	844928	30.7
5	Malappuram	852047	57567	117405	18423	869029	25.8
6	Palakkad	875540	67805	249949	25035	699551	37.1
7	Thrissur	929506	41786	73941	27883	952117	35.1
8	Ernakulam	1061388	50423	71391	23976	1103553	38.1
9	Idukki	415947	100917	145698	6888	262860	46.6
10	Kottayam	604553	49991	63052	18523	604169	37.3
11	Alappuzha	596387	25237	71706	35865	671663	37.8
12	Pathanamthitta	293257	41414	55455	11074	284851	32.8
13	Kollam	695299	56693	92193	21511	741628	34.6
14	Thiruvananthapuram	921282	38837	94470	28587	1069775	37.3
	Total	9329747	670253	1322850	273022	9352938	34.8

Source:--Census of India 2011

## Distribution of Workers



■ Main Workers ■ Cultivators ■ Agricultural Labours ■ Household Workers ■ Other Workers

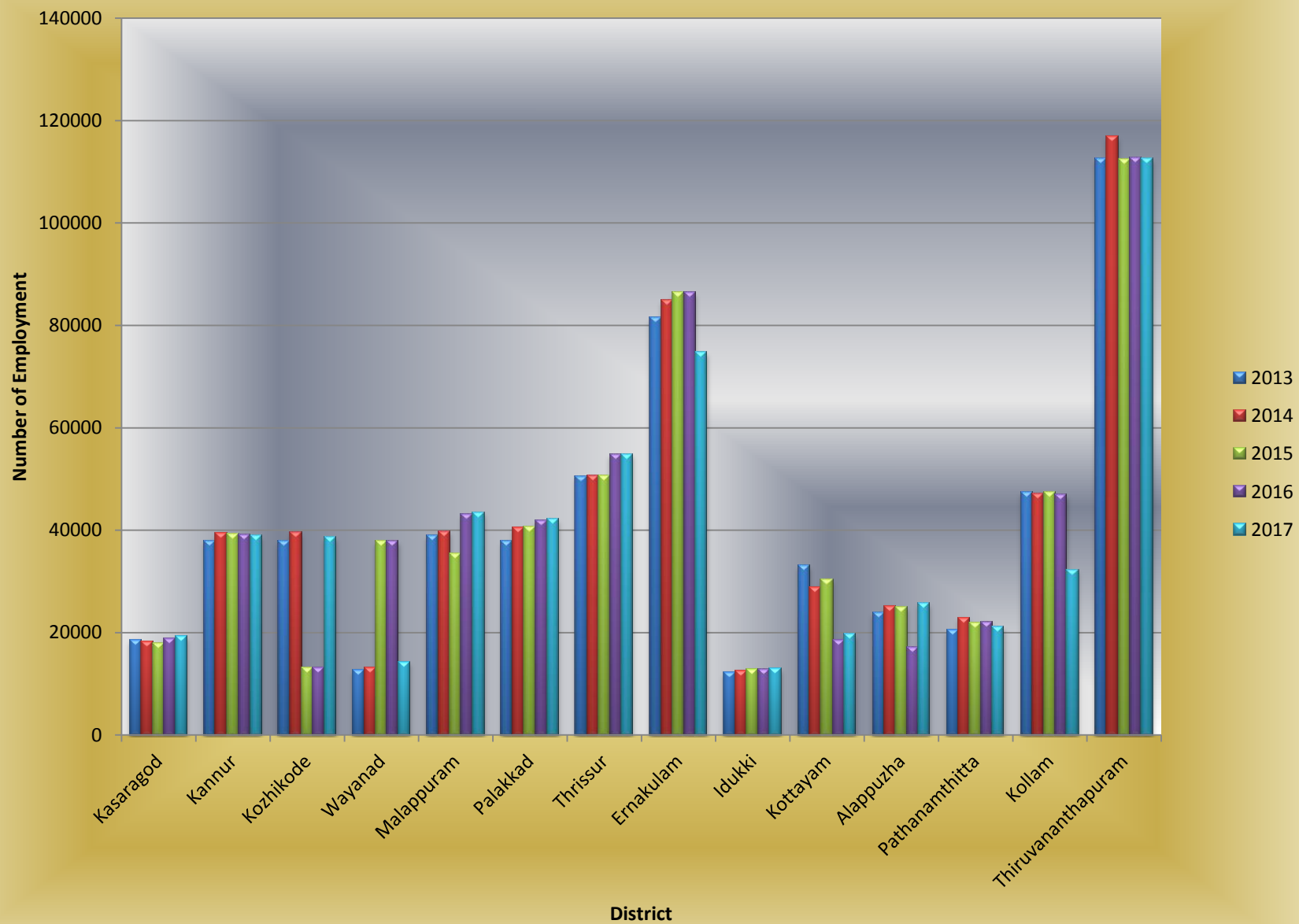
Table – V

**9. District wise Employers in public sector in Kerala for the last 5 years**

Sl.No.	District	Year				
		2013	2014	2015	2016	2017
1	2	3	4	5	6	7
1	Kasaragod	18488	18218	17944	18820	19216
2	Kannur	37920	39332	39186	39077	38964
3	Kozhikode	37890	39491	13081	13081	38666
4	Wayanad	12686	13024	37822	37809	14265
5	Malappuram	38940	39782	35342	43050	43543
6	Palakkad	37830	40501	40704	41911	42142
7	Thrissur	50445	50646	50556	54826	54924
8	Ernakulam	81544	84953	86451	86369	74791
9	Idukki	12210	12464	12734	12796	12937
10	Kottayam	33087	28889	30312	18532	19720
11	Alappuzha	23840	25140	25104	17037	25748
12	Pathanamthitta	20426	22878	21893	22081	21063
13	Kollam	47469	47151	47414	46901	32265
14	Thiruvananthapuram	112553	116903	112336	112637	112614
15	State	565328	579372	570879	564927	550858

**Source: Directorate of Employment**

## Districtwise Employment in Public Sector

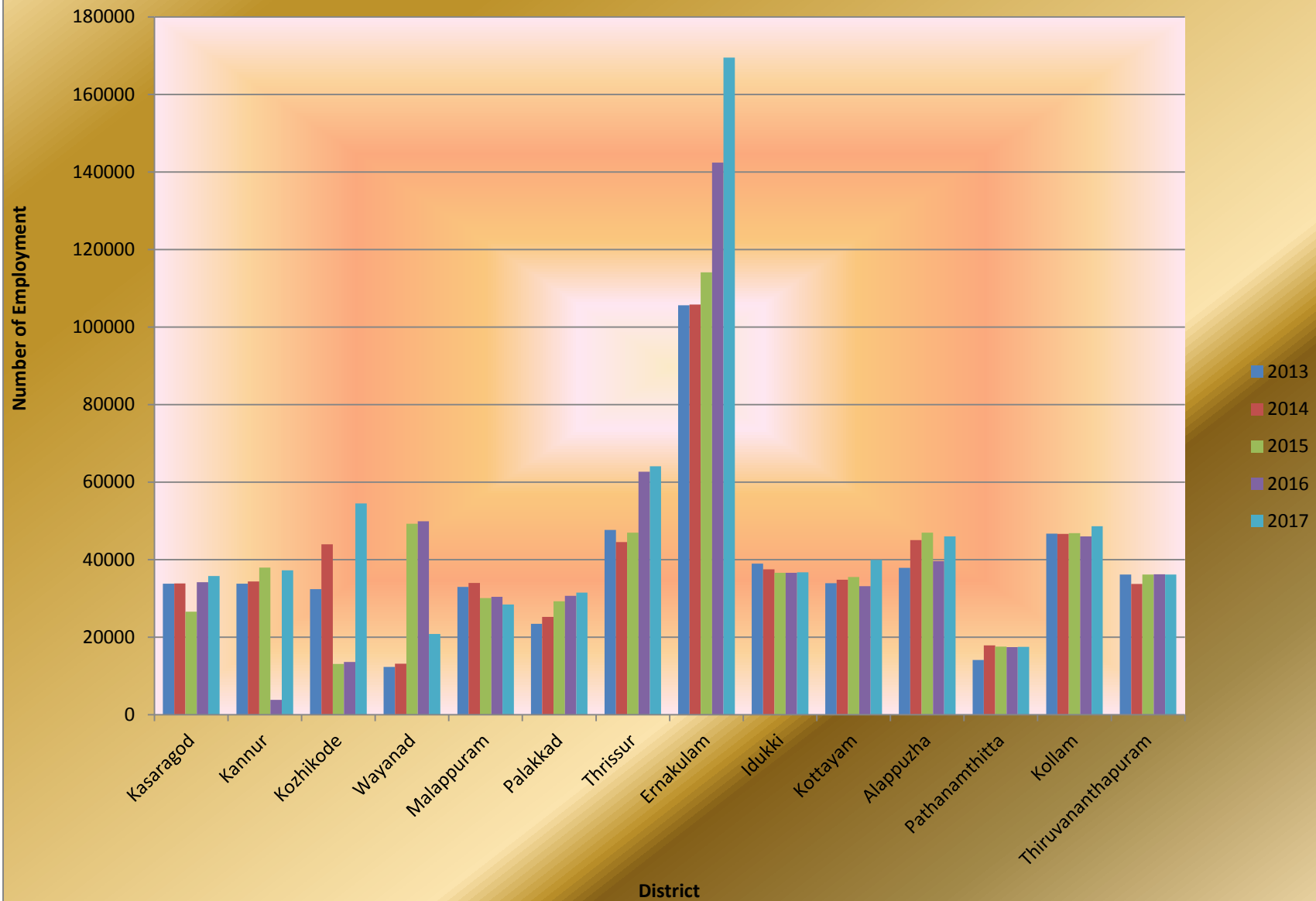


**Table - VI****10. District wise Employers in Private sector in Kerala for the last 5 years**

Sl.No.	District	Year				
		2013	2014	2015	2016	2017
1	2	3	4	5	6	7
1	Kasaragod	33754	33835	26549	34144	35768
2	Kannur	33754	34378	37921	3785	37256
3	Kozhikode	32367	43926	13092	13588	54499
4	Wayanad	12319	13168	49277	49909	20839
5	Malappuram	32966	34001	30080	30397	28390
6	Palakkad	23444	25191	29266	30625	31487
7	Thrissur	47635	44530	46945	62694	64059
8	Ernakulam	105598	105803	114115	142439	169532
9	Idukki	38954	37497	36624	36582	36699
10	Kottayam	33879	34821	35480	33111	39916
11	Alappuzha	37881	45042	46958	39571	45988
12	Pathanamthitta	14129	17842	17533	17444	17501
13	Kollam	46673	46645	46787	45969	48585
14	Thiruvananthapuram	36159	33695	36177	36189	36159
15	State	529512	550374	566804	610513	666678

**Source: Directorate of Employment**

## Districtwise Employment in Private Sector



## **11. Industrial Relations**



The most important aims and objectives of the department include maintenance of peaceful atmosphere in the labour sector as a whole, decent working conditions and improved quality of life to the workers; ensure cooperation and healthy relation between employers and the employed; systematic implementation of various labour laws throughout the State; enhancing social security coverage of workers through better policies and programming etc. Following the policy the Government has successfully maintained a harmonious industrial relation situation throughout the State.



**11(a). Industrial Disputes**

## CAUSES FOR INDUSTRIAL DISPUTE

- *Economic*
  - wages , bonus and allowances
  - conditions for work, working hours, leave and holidays without pay
  - unjust layoffs and retrenchments.
- *Non-Economic*
  - victimization of workers
  - ill treatment by staff members
  - sympathetic strikes
  - political factors
  - indiscipline



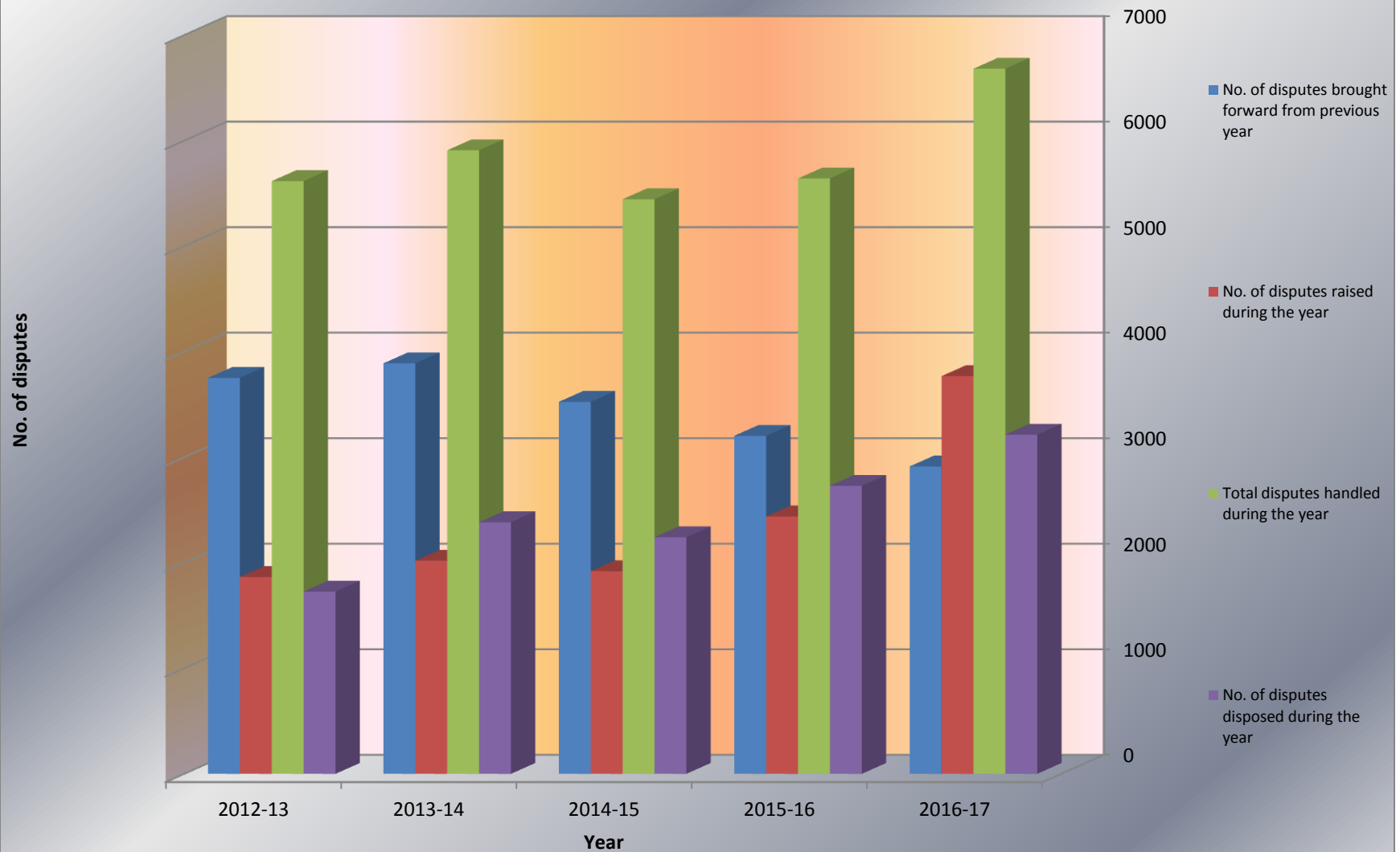
In the Financial Year 2016-17 the State Conciliation Machinery handled 6682 disputes. The figure is inclusive of disputes arising out of strikes, lockouts and closures. 3769 disputes were raised during the year. 2913 disputes were brought forward from previous years. 3214 disputes were disposed of during the year under review.

The Table VII shows the industrial disputes arose, handled and disposed for the last 5 years.

**Table-VII**  
Industrial Disputes (Year wise)

<b>Year</b>	<b>No. of disputes brought forward from previous year</b>	<b>No. of disputes raised during the year</b>	<b>Total No. of disputes handled during the year</b>	<b>No. of disputes disposed during the year</b>	<b>Percentage of disposal of the total disputes</b>
1	2	3	4	5	6
2012-13	3752	1865	5617	1727	30.75
2013-14	3890	2019	5909	2384	40.35
2014-15	3525	1920	5445	2242	41.18
2015-16	3203	2439	5642	2729	48.37
2016-17	2913	3769	6682	3214	48.10

## Disputes Settlement



**Table VIII Shows the method of disposal of industrial disputes for the last 5 years****Table – VIII****Industrial Disputes (Method of Disposal)**

Year	Total No. of disputes handled during the year	No. of disputes disposed during the year	Disputes settled through voluntary negotiation		Disputes settled through conciliation		Disputes settled through withdrawn		Disputes settled through adjudication		Disputes settled through arbitration/Higher level intervention	
			Number	Percentage to total disposed	Number	Percentage to total disposed	Number	Percentage to total disposed	Number	Percentage to total disposed	Number	Percentage to total disposed
2012-13	5617	1727	419	24.26	784	45.40	355	20.56	169	9.78	0	0
2013-14	5909	2384	539	22.60	1158	48.56	583	24.44	96	4.03	8	0.58
2014-15	5445	2242	671	29.93	847	37.78	554	24.71	170	7.58	6	0.27
2015-16	5642	2729	723	26.49	1151	42.18	615	22.53	239	8.76	1	0.04
2016-17	6682	3214	578	17.98	1580	49.16	731	22.74	325	10.11	0	0

**Table IX shows the settlement of industrial disputes according to the cause for the last 5 years**

**Table-IX**

Sl. No	Cause of Disputes	2012-13		2013-14		2014-15		2015-16		2016-17	
		settled	percentage	settled	percentage	settled	Percentage	settled	percentage	settled	percentage
(1)	(2)	(3)	(4)	(5)	(6)	(7)	(8)	(9)	(10)	(11)	(12)
1	wages and Allowances	443	25.65	517	21.69	591	23.36	748	27.41	754	23.46
2	Dismissed	265	15.34	635	26.64	519	23.15	490	17.96	528	16.43
3	Retrenchment	2	0.12	2	0.083	6	0.27	9	0.33	5	0.16
4	Closure	4	0.24	0	0	3	0.13	0	0	1	0.031
5	Leave	0	0	0	0	28	1.25	9	0.33	5	0.16
6	Hours of work	0	0	0	0	12	0.54	14	0.51	32	1.00

### 11(b). Work-stoppage



During the year 2017, there were 38 cases of work-stoppage (strikes , lockouts & lay-off) affecting about 6081 workmen with a loss of 110652 man days against 35 cases affecting about 14945 workmen with a loss of 1010644 man days in the year 2016 (vide Table-X). All these cases are inclusive of cases brought forward from the previous years.

**Table X shows Work –stoppage for the last 5 years.**

**Table-X**  
Work-stoppage (Strikes, Lockouts & Lay-off)

Year	No. of Work stoppage	No. of workers involved	No. of Man days lost
2013	33	7090	648640
2014	38	3905	454322
2015	34	19165	612804
2016	35	14945	1010644
2017	38	6081	110652

### STRIKES, LOCKOUTS & LAY-OFFS (During the years 2013 to 2017)

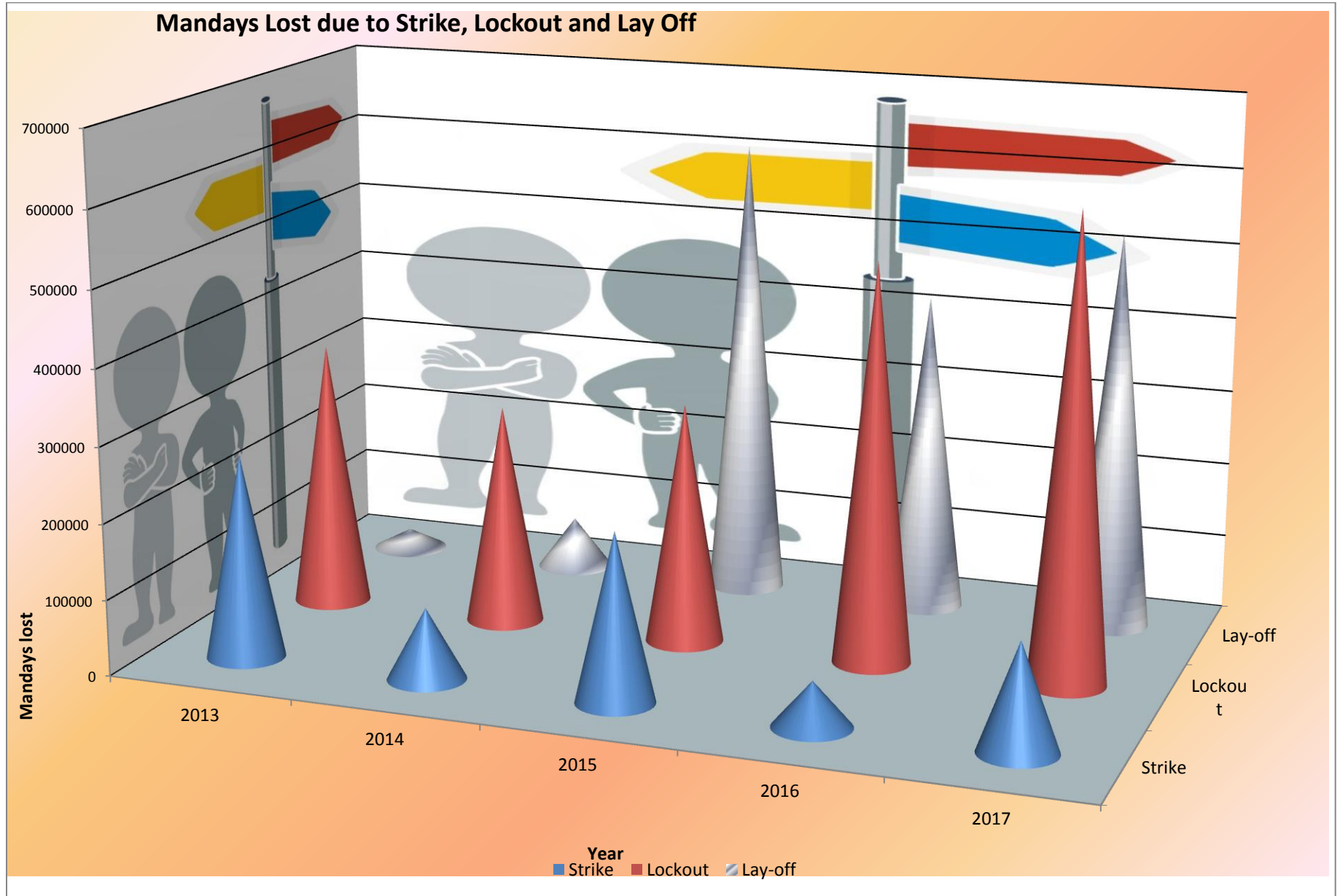
Table XI analyses the cases of strikes, lockouts and lay-offs which shows that during the year 2017 there was 2 case of strike affecting about 640 workmen entailing a loss of 141120 man days lost against 5 cases, 9318 workmen affected and 59692 mandays lost during the year 2016.

**Table-XI**

Strikes, Lockouts & Lay-offs in Kerala for the last 5 years

Year	Strike			Lockout			Lay-off		
	No. of cases	No.of men involved	No.of mandays lost	No. of cases	No.of men involved	No.of mandays lost	No. of cases	No.of men involved	No.of mandays lost
(1)	(2)	(3)	(4)	(5)	(6)	(7)	(8)	(9)	(10)
2013	18	5549	268947	11	1422	353002	4	119	26691
2014	16	1872	94021	10	1274	291964	12	759	68337
2015	11	16069	221619	9	1855	318250	14	1241	612804
2016	5	9318	59692	16	3196	526302	14	2431	424650
2017	2	640	141120	16	2452	608789	20	2989	528930





**Table-XII**

**The important cases of Strikes, Lockouts & lay-offs involving 500 workmen & above which were settled through conciliation or otherwise or continuing during the financial year 2013**

Sl.No.	Name & address of the concern	Nature of work stoppage	No.of worker involved	Date of	
				Beginning	Reopening
(1)	(2)	(3)	(4)	(5)	(6)
1	Patspin India Ltd., Kanjikode, Palakkad	Strike	700	23.08.2012	12.05.2013
2	Petrol Pumps, Kannur	Strike	750	17.01.2013	18.01.2013
3	Tile Companies, Feroke, Puthiyara	Strike	1555	04.03.2013	09.03.2013
4	Diamond polishing industries, Peramangalam	Strike	1200	25.03.2013	27.04.2013
5	Excel Glasses, Pathirappally, Alappuzha	Lockout	530	28.12.2013	continuing

**Table – XIII**

**The important cases of Strikes, Lockouts & lay-offs involving 500 workmen & above Which were settled through conciliation or otherwise or continuing during the financial Year 2014**

Sl.No.	Name & address of the concern	Nature of work stoppage	No.of worker involved	Date of	
				Beginning	Reopening
(1)	(2)	(3)	(4)	(5)	(6)
2	Petrol Pumps, Kannur	Strike	800	05.03.2014	06.03.2014
5	Excel, Glasses, Pathirappally, Alappuzha	Lockout	530	28.12.2012	continuing

**Table – XIV**

**The important cases of Strikes, Lockouts & lay-offs involving 500 workmen & above which were settled through conciliation or otherwise or continuing during the financial year 2015**

Sl.No.	Name & address of the concern	Nature of work stoppage	No.of worker involved	Date of	
				Beginning	Reopening
(1)	(2)	(3)	(4)	(5)	(6)
1	Various Tile Factories, Feroke	Strike	2875	20.01.2015	24.04.2015
2	Tile Factory, Trissur	Strike	5700	23.04.2015	11.05.2015
3	Aralam Farm, Kannur	Strike	585	21.09.2015	14.10.2015
4	Plantations, Wayanad	Strike	6457	28.09.2015	14.10.2015
5	Excel Glasses, Pathirappally, Alappuzha	Lockout	530	28.12.2012	continuing

**Table – XV**

**The important cases of Strikes, Lockouts & lay-offs involving 500 workmen & above which were settled through conciliation or otherwise or continuing during the financial year 2016**

Sl.No.	Name & address of the concern	Nature of work stoppage	No.of worker involved	Date of	
				Beginning	Reopening
(1)	(2)	(3)	(4)	(5)	(6)
1	Harrison Malayalam Ltd.,Senthil Rock Estate	Strike	568	16.01.2016	16.01.2016
2	Harrison Malayalam Ltd. Chundale Estate	Strike	1234	09.02.2016	09.02.2016
3	Podar Plantations, Chundale Estate	Strike	997	20.02.2016	20.02.2016
4	Private bus	Strike	6000	06.04.2016	08.04.2016
5	Kitex Ltd. Kinfra park, kanjicode	strike	500	24.09.2016	continuing
6	Excel Glasses,Pathirappally,Alappuzha	Lockout	530	28.12.2012	Continuing
7	G.T.N Textiles,Erumathala,Aluva	Lockout	550	02.05.2016	03.07.2016
8	Vijayalekshmi Cashew company,Muriyad	Lay offs	671	31.12.2015	continuing
9	Vijayalekshmi Cashew company,Kutanellur	Lay offs	531	01.01.2016	continuing

**Table – XVI**

**The important cases of Strikes, Lockouts & lay-offs involving 500 workmen & above which were settled through conciliation or otherwise or continuing during the financial year 2017**

Sl.No.	Name & address of the concern	Nature of work stoppage	No.of worker involved	Date of	
				Beginning	Reopening
(1)	(2)	(3)	(4)	(5)	(6)
1	Kitex Ltd. Kinfra park, kanjicode	Strike	500	24.09.2016	continuing
2	Excel Glasses,Pathirappally,Alappuzha	Lockout	530	28.12.2012	Continuing
3	Vijayalekshmi Cashew company,Muriyad	Lay offs	671	31.12.2015	continuing
4	Vijayalekshmi Cashew company,Kutanellur	Lay offs	531	01.01.2016	continuing

## 12. Administration of Labour Laws

Various Labour Laws are enforced by the Labour Department of the State Government and also by the Ministry of Labour and Employment of the Central Government through its departments and other agencies

The Labour Commissionerate administers the following Labour Acts through its different wings:

<b>12(a). CENTRAL ACTS WITH KERALA RULES</b>	
<b>Sl.No.</b>	<b>Acts/Rules</b>
1	Beedi and Cigar workers(Conditions of Employment) Act 1966
	Beedi and Cigar workers(Conditions of Employment) Rules 1968
2	Building and Other construction workers (Regulations of Employment and conditions of Service) Act 1996.
	Building and Other Construction Workers(Regulation of Employment and Conditions of Service)Kerala Rules 1998
3	Building and Other Constructions Worker's Welfare Cess Act, 1996
	Building and Other Construction Workers Welfare Cess Rules, 1998
4	Child Labour(Prohibition and Regulation) Act, 1986
	Kerala Child Labour(Prohibition and Regulation)Rules, 1993
5	Contract Labour(Regulation and Abolition)Act, 1970
	Kerala Contract Labour (Regulation and Abolition) Rules, 1974
6	Equal Remuneration Act,1976
	Equal Remuneration Rules,1976
7	Industrial Dispute Act 1947
	Industrial Tribunal(Procedure) Rules, 1949
	Industrial Tribunal(Central Procedure) Rules 1954
	Kerala Industrial Dispute Rules 1957
8	Industrial disputes(Amendment) Act 2010

9	Industrial Employment( Standing Orders)Act 1946
	Kerala Industrial Employment(Standing Orders) Rules 1958
10	Interstate Migrant Workmen(Regulation of Employment And Conditions of Service) Act 1979
	Kerala Interstate Migrant workmen(Regulation of Employment and Conditions of Service Rules, 1983
11	Labour Laws(Exemption From Furnishing returns and maintaining Register by Certain Establishments) Act 1988
12	Maternity Benefit Act, 1961
	Kerala Maternity Rules,1964
13	Minimum Wages Act, 1948
	Kerala Minimum Wages Rules 1958
14	Motor Transport Workers Act, 1961
	Kerala Motor Transport Workers Rules 1962
15	Payment of Bonus Act, 1965
	Payment of Bonus Rules,1975
16	Payment of Gratuity Act1972
	Kerala Payment of Gratuity rules 1973
17	Payment of Wages Act, 1936
	Kerala payment of Wages (General) Rules 1958
	Kerala Payment of Wages (Procedure) Rules 1958
	Payment of Wages(Undisbursed Wages) Rules 1998
	Kerala Payment of Wages(Procedure) Applications to Schedule Employment Rules, 1964
	Kerala Payment of Wages(Unclaimed Amount) Rules, 1958
	Kerala Payment of Wages(Manner of Recovery of Excess Deductions) Rules 1968
	Kerala Payment of Wages( Deductions for National Defence Fund and Defence Saving

	Schemes) Rules 1964
18	Plantation Labour Act, 1951
	Kerala Plantation Labour Rules, 1959
	Kerala Plantation and( Welfare Officer) Rules 1978
19	Sales Promotion Employees(Conditions of Service)Act, 1976
	Sales Promotion Employees(Conditions of Service)Rules, 1976
20	Trade Union Act, 1926
	Kerala Trade Unions Regulations, 1958
21	Working Journalists and Other News Paper Employees (Conditions of Service) and Miscellaneous Provision Act, 1955
	Working Journalists and Other News Paper Employees (Conditions of Service) and Miscellaneous Provision Rules, 1957
	Working Journalists and Other News Paper Employees (Tribunal)Rules 1979
	Working Journalists(Fixation of Rates of wages) Act 1958
22	Workmen's Compensation Act,1923
	Kerala Workmen's Compensation Rules,1958
	Workmen's Compensation (Transfer of Money ) Rules,1935
	Workmen Compensation(Venue of Proceedings
	Kerala Workmen's Compensation (Schedule ii Parts 'A' 'B' and 'C' Occupational diseases) Rules 2001Rulesw,1958
	Workmen Compensation (Amendment ) Act 2009

**Table – XVII****12(b). Particulars of Implementation of Labour Laws for the last 5 years**

Name of the Act	No. of Inspections conducted	No. of Prosecutions launched	No. of Convictions
Year : 2013			
Minimum wages act	38268	1256	874
Other Labour laws	101192	1682	1000
Total	139460	2938	1874
Year : 2014			
Minimum wages act	39209	1544	1194
Other Labour laws	109581	2191	1472
Total	148790	3735	2666
Year : 2015			
Minimum wages act	37686	2114	1331
Other Labour laws	80345	2546	1675
Total	118031	4660	3006
Year : 2016			
Minimum wages act	27033	2202	884
Other Labour laws	60100	3292	1298
Total	87133	5494	2182
Year : 2017			
Minimum wages act	25105	2516	974
Other Labour laws	62006	3622	1201
Total	87111	6138	2175

### 13. DETAILS OF ADMINISTRATION OF VARIOUS LABOUR LAWS

#### (i) The Trade Unions Act, 1926





**Table XVIII****Year wise report on registered Trade Unions and no. of workmen involved**

<b>YEAR</b>	<b>No. of Trade unions registered</b>	<b>No. of Trade unions submitted returns</b>	<b>Total No. of workmen involved</b>
<b>2012</b>	<b>12292</b>	<b>1211</b>	<b>3639970</b>
<b>2013</b>	<b>12435</b>	<b>1042</b>	<b>2317063</b>
<b>2014</b>	<b>12578</b>	<b>1115</b>	<b>2563075</b>
<b>2015</b>	<b>12697</b>	<b>1087</b>	<b>2224169</b>
<b>2016</b>	<b>12836</b>	<b>1124</b>	<b>3015816</b>

**Table – XIX****Number of Trade Unions Registered and Cancelled (Workers)**

<b>Year</b>	<b>Number of workers union at the beginning of the year</b>	<b>Number of workers union newly registered during the year</b>	<b>Number of workers union cancelled during the year</b>	<b>Number of workers union on register at the end of the year</b>
<b>(1)</b>	<b>(2)</b>	<b>(3)</b>	<b>(4)</b>	<b>(5)</b>
<b>2012</b>	<b>12083</b>	<b>112</b>	<b>0</b>	<b>12195</b>
<b>2013</b>	<b>12195</b>	<b>141</b>	<b>0</b>	<b>12336</b>
<b>2014</b>	<b>12336</b>	<b>145</b>	<b>4</b>	<b>12477</b>
<b>2015</b>	<b>12477</b>	<b>119</b>	<b>2</b>	<b>12594</b>
<b>2016</b>	<b>12594</b>	<b>132</b>	<b>3</b>	<b>12723</b>

**Number of Trade Union registered and cancelled (Workers)**

## 14. The Minimum Wages Act, 1948



The main objective of enactment of the Minimum Wages Act, 1948 is to prevent exploitation of labour and for that purpose provide some sort of social security measures to a vast majority of working class people employed in the unorganized sector in our country. These workers have very little or no bargaining power and consequently they often get deprived of a fair and legitimate wage. Hence, to ensure payment of a floor-level wage, fixation / revision of minimum wages in such sweated employments have been aimed at in the Act. There are two schedules to the Act., viz. Part I and II, wherein certain employments are included. The State Government has been empowered to add any employment to the schedule under Sec.27 of the Act. The State Government has added as many employments as possible to the schedule since the commencement of the Act. At present, there are 84 employments in the schedule of employments. Besides Fixation of minimum rates of wages the State Govt. also revises such rates from time to time as per provisions under Sec 5(1) (b) of the Minimum Wages Act, 1948. Minimum wages fixed for 79 schedule of employments are given below.

Sl no	Name of Scheduled Employments under the MW Act 1948	Notification No. and Date of Latest revision of Minimum wages
1	2	3
1	Employment in the manufacture of Ayurvedic and Allopathic Medicines	G.O.(P)No.1809/2008/LBR., Dated.07/07/2008
2	Employment in manufacture of Aluminium and Tin	G.O.(Ms).No.149/2016/LBR., Dated 03/09/2016.
3	Employment in Beedi and Cigar	G.O(P) No.13/2017/LBR dated 06/03/2017
4	Employment in Block Rubber	G.O(Ms) No.177/2009/LBR dated 28/12/2009
5	Employment in Breweries (Manufacturing of beverages, distillation, and distillation and rectification of spirit)	G.O.(Ms).No.66/2013/LBR, Dated,01/06/2013.
6	Employment in Brick Manufacturing sector	G.O.(P).No.127/2011/LBR, Dated,19/08/2011.
7	Employment in Cable Television Network	Included in the schedule as per G.o(P) No.130/2016/LBR Dated 06/08/2016 and minimum wage not fixed
8	Employment in Cane and Bamboo Industry	GO(P)No.134/2016/LBR dated 06/08/2016
9	Employment in Cashew Industry	GO(P)No.21/2015/LBR dated 21/02/2015
10	Employment in Chartered Accountant Offices	G O (Ms)No.107/2011/ LBR., Dated 09/08/2011

11	Employment in Cinema Theaters	G.O.(MS) No.139/2010/LBR., Dated.15/11/2010
12	Employment in Drying of Coconut for making Copra	G O (Rt) No.1312/2010/ LBR., Dated 26/07/2010
13	Employment in Coir Industry	G O (Rt) No. 1095/2003/ LBR.,Dated 21.04.2003
14	Employment in Computer software	G.O.(MS).No.111/2011/LBR, Dated,09/08/2011
15	Employment in Construction and Maintenance of Dams	G.O.(P)No.154/2011/ LBR dated.12/09/2011.
16	Employment in Diamond cutting and Polishing	G.O. (P) No.152/2011/LBR., Dated.12/09/2011.
17	Employment in Domestic Works	G.O.(P).No.202/2016/LBR., Dated 29/12/2016
18	Employment in Electric Equipment,Home appliances & Operation of Software System	G.O.(Ms).No.115/2011/LBR., Dated 09/08/2011.
19	Employment in Electronic Industry	G.O.(Ms).No.99/2011/LBR., Dated 27/07/2011.
20	Employment in Fish Peeling and Canning	G.O.(MS) No.39/2010/LBR. Dated.15/03/2010
21	Employment in Food Processing Industry	G.O.(P) No.151/2011/LBR, Dated, 12/09/2011
22	Employment in Forests	G.O.(MS).No.58/2011/LBR., Dated, 26/04/2011
23	Employment in Footwear Manufacturing	G.O(P) No.69/2017/LBR dated 14/07/2017
24	Employment in Furniture Industry	G.O.(MS).No.24/2011/LBR., Dated 18/02/2011.
25	Employment in Garment Manufacturing	G.O.(MS) No. 132/2010/LBR dated 06/11/2010

26	Employment in manufacture of Gold and Silver Ornaments.	Notification No. G.O.(P).No.132/2016/LBR., Dated 06/08//2016
27	Employment in Handicrafts	G.O.(MS) No.70/2011/LBR dated 22/06/2011
28	Employment in Handling and care of Elephants	G.O.(P) No. 133/2016/LBR dated 06/08/2016
29	Employment in Handloom Industry(Monthly)	G.O.(Ms)No.111/2010/LBR., Dated 13.09.2010
30	Employment in Handloom Industry	G.O.(MS) No.165/2009/LBR, Dated, 11/12/2009
31	Employment in Hill produce Industry	G.O.(P).No.37/2017/LBR., Dated 09/05/2017
32	Employment in Hosiery manufacturing	G.O.(P).No.153/2011/LBR.,Dated 12/09/2011.
33	Employment in Hostels	G.O.(P).No.94/2016/LBR., Dated 20/06/2016
34	Employment in Ice factories	G.O.(P)No.109/2016/LBR., Dated 18/07/2016
35	Employment in Khadi Industry	G.O.(MS).No.05/2010/LBR., Dated 08/01/2010.
36	Employment in Liquor Trading and Vending	G O (Ms.)No. 57/2011/ LBR .,Dated 26/04/2011
37	Employment in L.P. Gas	G.O.(R.T) No.704/2009/LBR Dated,27/05/2009
38	Employment in Light Motor Vehicles	G O (P) 44/2017/ LBR., Dated, 19/05/2017
39	Employment in Marble and Granite	G.O.(MS).No.89/2011/LBR., Dated 07/07/2011.
40	Employment in Match Industry	G O (P) No.125/2011/LBR, Dated 19/08/2011

41	Employment in Mechanised fish Catching Industry	G.O(MS) No. 113/2011/LBR dated 09/08/2011
42	Employment in Medical Shops	G.O.(P)No.45/2017/LBR., Dated.24/05/2017
43	Employment in Mid Day Meal Scheme in Schools	G.O(P) No.136/2016/LBR dated 08/08/2016
44	Employment in Minor Engineering	G O (MS) 175/09/ LBR., Dated, 16/12/2009
45	Employment in Minor Ports	G O (MS) No.63/2011/ LBR, Dated, 03/05/2011
46	Employment in Oil mills	G O (P)36/2017/ LBR., dated 09/05/2017
47	Employment in Oil Palm cultivation	G.O.(P)No.77/2017/LBR., dated.01/08/2017
48	Employment in Petrol Pumps	G.O(MS)No.72/2011/LBR., dated.22/06/2011
49	Employment in Photography & Videography sector	G.O.(P).No. 33/2017/LBR., dated 03/05/2017
50	Employment in Plantations	G.O.(P).No.76/2016/LBR, dated, 17/05/2016
51	Employment in Plastic Industry	G.O.(MS).No.116/2011/LBR., dated 09/08/2011.
52	Employment in Power Loom Industry	G.O.(P)No126/2011/LBR., dated.19/08/2011.
53	Employment in Printing Press	G.O(P) No.131/2016/LBR dated 06/08/2016
54	Employment in Private Institutions (Non-Teaching Staff)	G.O(P) No.155/2011/LBR dated12/09/2011
55	Employment in Private Financial Institutions	G.O (P) No. /2011/LBR dated
56	Employment in Private Hospitals/ Dispensaries/ Pharmacies etc	G O (P.) No.33/2018/ LBR dated 23/04/2018

57	Employment in Private Security Services	G.O (P) No. 38/2017/LBR dated 09/05/2017
58	Employment in Private Temples	G.O.(M.S) No.109/2011/LBR, dated, 09/08/2011
59	Employment in Production of Motion Picture and Telefilm	G.O (MS) No. 123/2011/LBR dated 17/08/2011
60	Employment Rice Mills, Flour Mills and Dhal Mills	G O (MS) No. 25/2010/ LBR., dated 24/02/2010
61	Employment in River sand collection and loading	G.O.(MS)No.81/2011/LBR., dated.01/07/2011
62	Employment in Rubber Creep Mills	G O (P) 5/2016/ LBR, dated 14/01/2016
63	Employment in Rubber Products	G.O.(MS).No.136/2010/LBR, dated 08/11/2010
64	Employment in Sales Promotion of Pharmaceutical Products	G.O.(P).No.112/2016/LBR., dated 23/07/2016.
65	Employment in Screen Printing Industry	G.O.(MS).No.59/2011/LBR., dated 26/04/2011.
66	Employment in Shops and Commercial Establishments	G.O. (P) No. 196/2016/LBR dated 21/12/2016
67	Employment in Soap Manufacturing Industry	G.O.(MS).No.110/2011/LBR., dated 09/08/2011.
68	Employment in Star Hotels	G.O.(P).No.180/2011/LBR, dated,13/12/2011.
69	Employment in Stone crushing	G.O (MS) No. 87/2010/LBR dated 04/08/2010
70	Employment in Sweeping and Cleaning	G.O. (MS).No.48/2010/LBR., dated 19/04/2010.
71	Employment in Tanneries and Leather Manufacturing	G.O.(MS).No.112/2011/LBR., dated 09/08/2011.
72	Employment in Timber cutting, clearing, felling and transporting of logs etc.	G.O.(MS) No.95/2011/LBR dated.22/07/2011.



73	Employment in Toddy Tapping	G.O.(Rt).No.586/2010/LBR, dated,30/03/2010.
74	Employment in Tree Climbing	G.O.(MS) No.87/2011/LBR dated.06.07.2011
75	Employment in Timber & Plywood Industry	G.O.(P) No.19/2015/LBR, dated 16/02/2015
76	Employment in Tile manufacturing Industry	G.O(P)No.16/2014/LBR dated.06/02/2014
77	Employment in manufacture of umbrellas	G.O.(MS) No.12/2010/LBR. dated.30/01/2010
78	Employment in Water Boat Transport	G.O.(MS) No.108/2011/LBR.dated.09/08/2011
79	Employment in Agricultural Operations	G. O (P) No. 39/2017/ LBR. dated,09/05/2017

**Table - XX**

**Statement showing the number of inspections, irregularities and prosecutions under the minimum wages Act 1948 for the last 5 years**

Sl.no.	Year	No. of inspections	Irregularities		No. of prosecutions launched	No. of claims	Amount of compensation awarded	Amount Recovered as fine(Rs)
			detected	rectified				
1	2013	38268	88395	30780	1256	633	4734170	934710
2	2014	39209	73412	29925	1544	537	213764	1413909
3	2015	37370	75321	33297	2115	571	379567	1702210
4	2016	27033	81538	26182	2202	658	0	1331220
5	2017	25413	85256	29869	2456	557	0	1483100

**TABLE XXI****Administrative Report on Minimum Wages Act, 1948 for the year 2016-17**

Sl.No.	Particulars	Agriculture	Other than Agriculture	total
1	Number of inspections conducted	53	25551	25604
2	Number of Irregularities			
	Detected	117	80575	80692
	Rectified	81	37468	37549
3	Number of claims			
	Filed	0	537	537
	Settled	0	0	0
4	Number of Prosecution cases			
	Pending	0	1087	1087
	Filed	0	2146	2146
	Decided	0	1180	1180
5	Amount of compensation awarded	0	0	0
6	Amount of Fine			
	Imposed (in Rs.)	0	1603170	1603170
	Recovered (in Rs.)	0	1603170	1603170

**TABLE – XXII**

**Monthly Minimum wages in different scheduled Employments under the Minimum wages Act, 1948 as for the year 2017**  
(in Rs.)

SI. No	Name of the Scheduled Employments	Categories of Employment			
		Unskilled	Semi- Skilled	skilled	Highly skilled
1	Agriculture operations	12870	-	-	-
2	Block Rubber Factories	8307	8697	9529	-
3	Bricks manufacturing	9529	9659	9763	-
4	Cane and bamboo industry	14040	-	16640	-
5	Forests	13247	13533	14443	15041
6	Furniture industry	10413	11063	12363	13663
7	Gold and silver manufacturing	11840	-	13590	14470
8	Handicrafts sector	-	10023	11323	13923
9	Handloom	7439	7595	7933	7933
10	Hosiery manufacturing	8203	8333	-	-
11	Powerloom industry	8905	8983	9139	-
12	Printing press	11060	-	13960	-
13	Rice mills,Flour mills &Dhal mills	8652	8834	9016	-
14	Rubber products	8964	9302	9562	9822
15	Minor engineering	8385	8697	9061	9113
16	Oil mill	11570	12350	13130	-
17	Oil palm	13277	14135	14967	-
18	Timber and plywood	10957	11035	111113	11380

**Table – XXIII**  
**Statement showing the number of inspections irregularities and prosecutions under the minimum wages Act 1948 for the last 5 years**

Sl.No,	Year	No.of inspections	Irregularities		No.of prosecutions launched	No.of claims	Amount of compensation awarded	Amount recovered as fine(Rs.)
			detected	rectified				
1	2013	38268	88395	30780	1256	633	4734170	934710
2	2014	39209	73412	29925	1544	537	213764	1413909
3	2015	37370	75321	33297	2115	571	379567	1702210
4	2016	25604	80692	37549	2146	537	0	1603170
5	2017	25413	85256	29869	2456	557	0	1483100

## 15. The Plantations Labour Act, 1951



**Plantations in Kerala are mainly constituted in Tea, Coffee, Rubber, Cardamom, Cocoa, Oil palm and Mixed crops.**

The Inspectors of Plantations are functioning under the Chief Inspector of Plantations, an Officer in the cadre of Joint Labour Commissioner, whose headquarters is at Kottayam. The chief Inspector and the 11 Inspectors of Plantations function as a separate Inspectorate for enforcement of Plantations Labour Act 1951 and other labour laws applicable to Plantations in the State. The Assistant Labour Officers are the notified inspectors under 18 Labour Legislations. The Assistant Labour Officers and the District Labour Officers (E) are supervised and controlled by three Regional Joint Labour Commissioner at Kollam, Ernakulam and Kozhikode. The Plantations Labour Act, 1951 and the Rules framed thereunder provide for various health and welfare facilities for the benefit of the plantation workers. Some of the important welfare provisions are housing facilities, medical facilities, canteens providing food at subsidized rates, crèche with attendants and refreshment, recreational facilities, protective clothing, drinking water at the place of work, creation of educational infrastructure, annual leave with wages, and maternity benefits for women workers etc.

**Table XXIV****Annual Administrative Report under the Plantation Labour Act, 1951 for the year 2016**

Sl. No	Particulars	Tea	Coffee	Rubber	Cardamom	Cocoa	Oil palm	Others	Total
1	No. of Registered Plantations.	124	170	268	131	0	3	31	727
2	New registration during the year	1	0	0	0	0	0	0	1
3	Cancellation of registration during the year	0	0	0	0	0	0	0	0
4	Total number of inspections during the year	125	170	268	131	0	3	31	728
5	No of plantations submitting	51	39	70	11	0	3	27	201

	returns								
6	No. of Plantations inspecting once	43	125	102	51	0	3	10	334
7	No. of Plantations inspecting twice	11	16	22	2	0	0	2	53
8	No. of Plantations inspecting thrice	5	1	23	0	0	0	1	30
9	No. of Plantations inspected more than thrice	3	0	2	0	0	0	0	5
10	No. of Plantations not inspected	63	28	119	78	0	0	18	306



11	No. of prosecution cases launched during the year	12	0	3	0	0	0	0	15
12	No. of court cases disposed by conviction	0	0	0	0	0	0	0	0
13	No. of court cases disposed by acquittal	0	0	0	0	0	0	0	0
14	No. of court cases disposed by withdrawal	0	0	0	0	0	0	0	0
15	Total amount of fine imposed	0	0	0	0	0	0	0	0

**Table XXV**  
**No. of Plantations and workers employed therein for the last four years**

Sl.No	Particulars	Tea	Coffee	Rubber	Cardamom	Cocoa	Oil palm	Others	Total
1	2	3	4	5	6	7	8	9	10
<b>2013</b>									
1	Number of Plantations working	88	160	264	131	0	3	27	673
2	Number of plantations submitted returns	56	48	96	10	0	3	14	227
3	Average daily employment (Submitted returns)	235531	1083	10270	722	0	558	2250	38414
4	Number of Plantations not submitted returns	67	122	169	121	0	0	17	498
5	Estimated daily employment in plantations not submitted returns	23767	1805	5285	2820	0	0	9025	42702

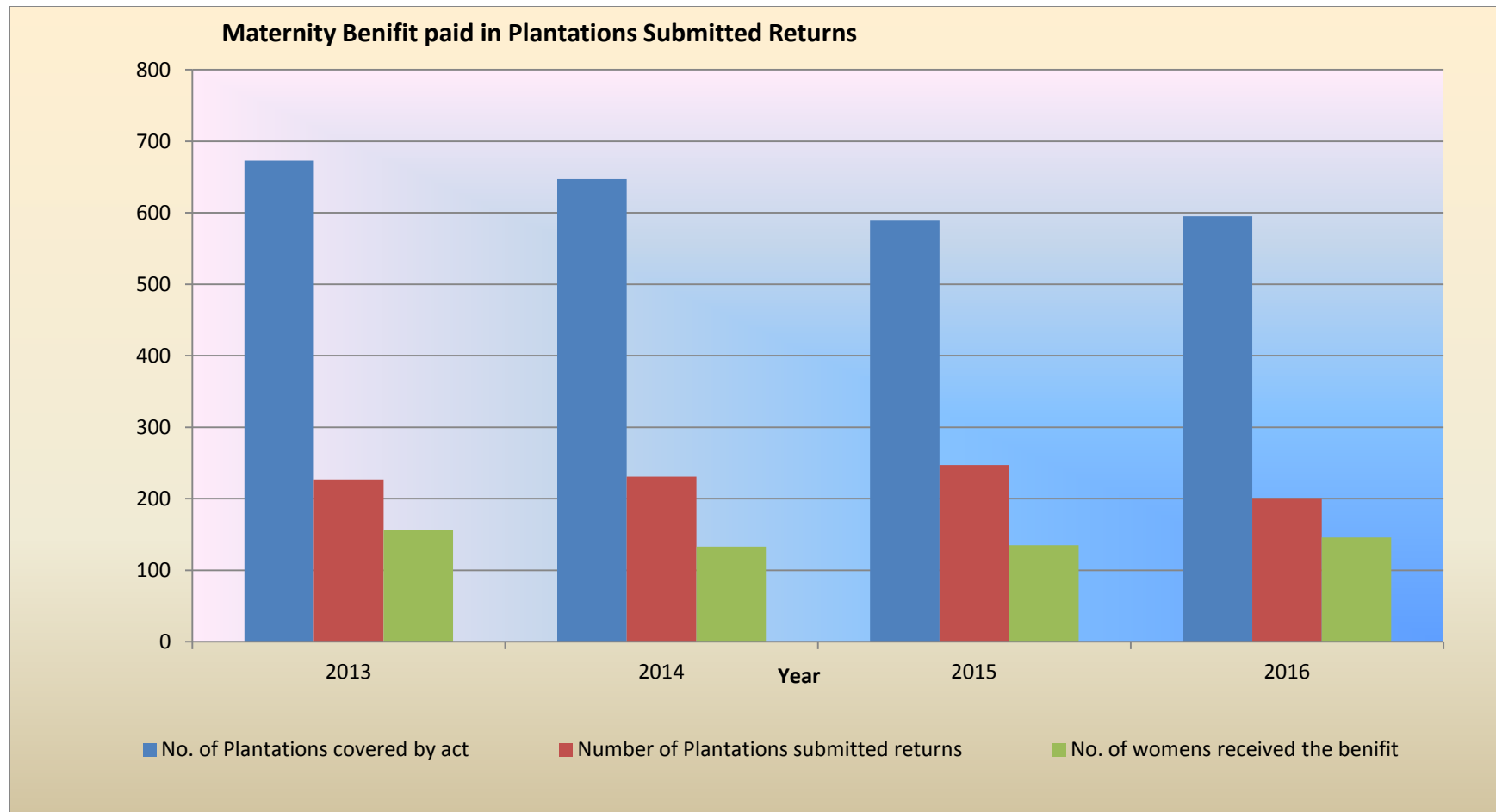
6	Total estimated average daily employment	47298	2888	15555	3542	0	558	11275	81116
<b>2014</b>									
1	Number of Plantations working	84	150	264	119	0	3	27	647
2	Number of plantations submitted returns	52	48	98	13	0	3	17	231
3	Average daily employment (Submitted returns)	24375	558	9138	505	0	581	3998	39155
4	Number of Plantations not submitted returns	71	122	169	118	0	0	14	494
5	Estimated daily employment in plantations not submitted returns	27951	1810	4049	2750	0	0	1431	37991
6	Total estimated average daily employment	52326	2368	13187	3255	0	581	5429	77146

<b>2015</b>									
	Number of Plantations working	69	170	200	120	0	3	27	589
	Number of plantations submitted returns	46	55	89	38	0	3	17	248
	Average daily employment (Submitted returns)	1749	860	8185	334	0	546	2995	30379
	Number of Plantations not submitted returns	78	115	179	93	0	0	14	479
	Estimated daily employment in plantations not submitted returns	3814	716	3302	1456	0	196	136	9620
	Total estimated average daily employment	21273	1576	11487	1790	0	742	3131	39999

<b>2016</b>									
	Number of Plantations working	74	159	197	131	0	3	31	595
	Number of plantations submitted returns	51	39	70	11	0	3	27	201
	Average daily employment (Submitted returns)	23815	673	9236	397	0	799	5503	40423
	Number of Plantations not submitted returns	74	131	198	120	0	0	4	527
	Estimated daily employment in plantations not submitted returns	3269	717	1535	257	0	0	136	5914
	Total estimated average daily employment	27084	1390	10771	654	0	799	5639	46337

**Table XXVI****Maternity benefits paid in plantations submitted returns for the last four years**

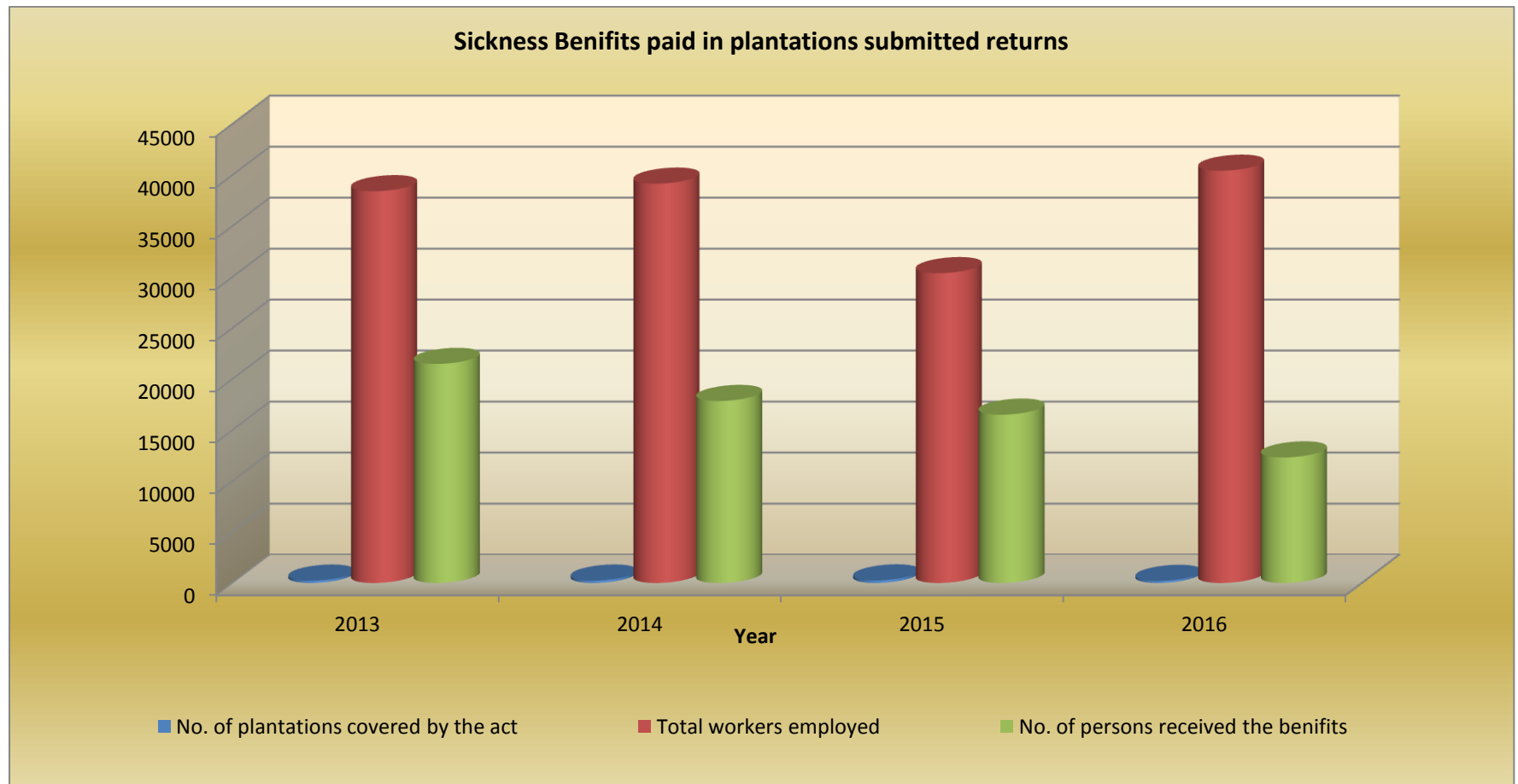
Sl.n o.	Year	Number of plantations covered by the act	Number of plantations submitted returns	Number of women employed in plantations submitted returns	Number of women worked for not less than 150 days	Number of women claimed the benefit	Number of claims accepted	Total amount paid (In rupees)
1	2	3	4	5	6	7	8	9
1	2013	673	227	23195	14460	157	157	2276022
2	2014	647	231	21618	14144	133	133	1632424
3	2015	589	247	15264	15264	135	135	1923361
4	2016	595	201	21443	21443	146	146	2228417



**Table XXVII**  
**Sickness benefit and amount paid in plantations submitted returns for the last four years**

Sl.no.	Year	Number of plantations covered by the act	Total workers employed	Number of persons applied for the benefits	Number of persons received the benefits	Total amount paid (in rupees)
1	2	3	4	5	6	7
2	2013	227	38414	23374	21478	31921027
3	2014	231	39155	17846	17846	62394360
4	2015	248	30379	16501	16501	52668361
5	2016	201	40423	12311	12311	94001765





**Table XXVIII****CRECHES AND HOUSING FACILITIES IN PLANTATIONS SUBMITTING RETURNS**

<b>CRECHES</b>								
Sl.No.	Year	No. of plantations covered by the act	No. plantations submitted returns	No. Plantations employing 50 or more women	No.of plantations maintain creches	No. of creches	No. of doctors/Nurses	No. of Ayas and Attendants
1	2013	673	227	92	92	92	82	148
2	2014	647	231	87	57	117	45	82
3	2015	589	248	85	57	172	45	141
4	2016	595	201	72	55	195	44	148

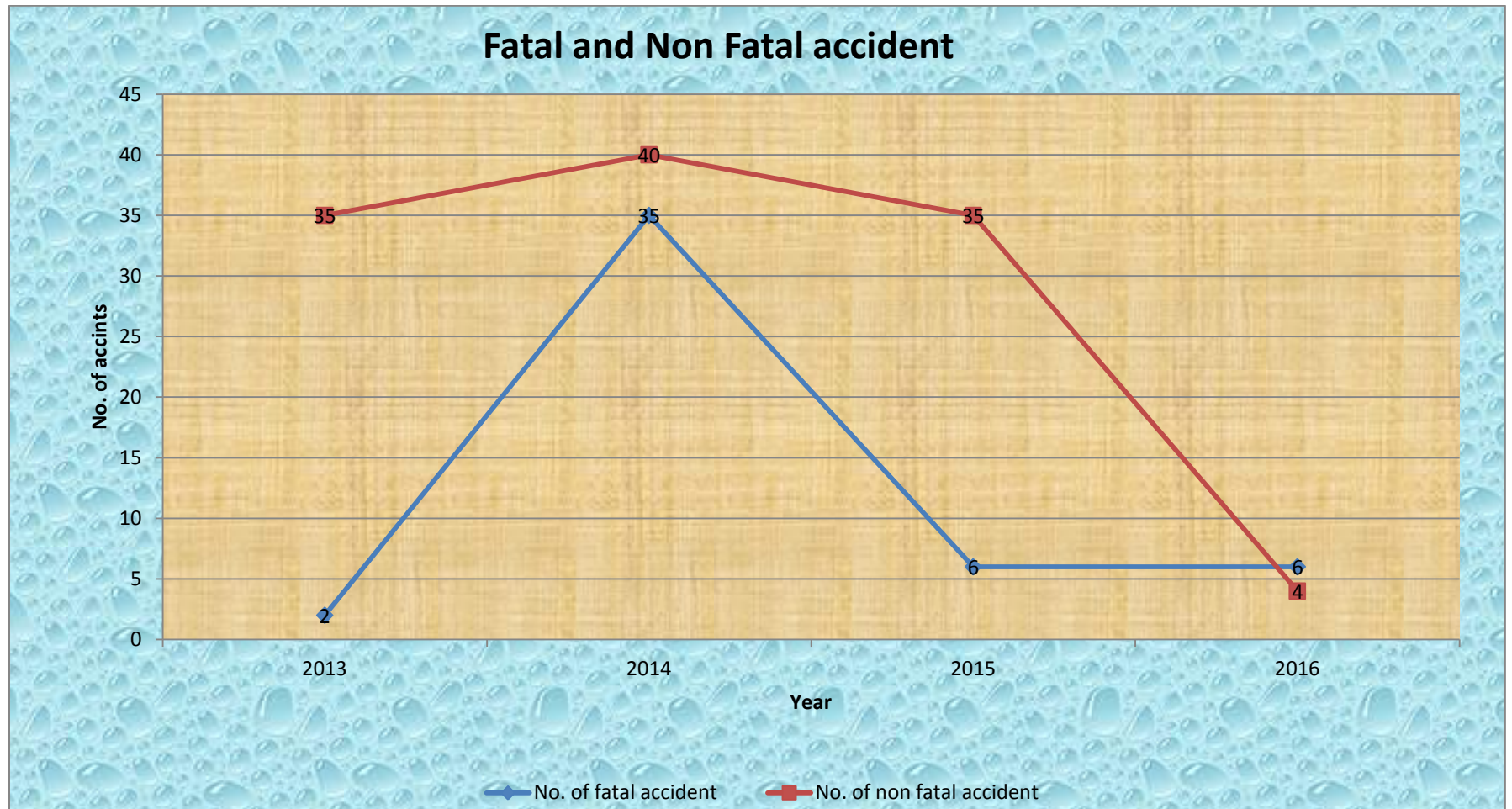
HOUSING FACILITIES									
Sl.No.	Year	No. of plantation s register	No. of workers employed	Number of workers			Shortage of houses	Houses sanctioned	Houses under construction
				Eligible for housing accommodation	Already provided	Remaining to be provided			
1	2013	723	38414	29702	24535	5167	2002	0	0
2	2014	725	39155	20798	171192	3606	891	0	0
3	2015	727	30379	30379	25992	4387	0	0	0
4	2016	728	40423	40423	25992	1443	0	0	0

**Table XXIX**  
**Canteen facilities in plantations**

Sl. No	Year	Number of plantations covered by the Act	Number of plantations employing 150 or more workers	Number of plantations having canteens
1	2	3	4	5
1	2013	673	100	68
2	2014	647	87	69
3	2015	589	253	174
4	2016	595	201	70

**Table XXX****ACCIDENTS AND ANALYSES BY CAUSES**

Year	No. of fatal accidents	No. of non fatal accidents	Accidents in which workers returned to work during the year				Causes of Accidents					
			Occuring during the current Year		Occuring during the previous Year		Machinery moved by the mechanical power		Transport		Others	
			Number	Mandays lost	Number	Mandays lost	No. of fatal accidents	No. of non fatal accidents	No. of fatal accidents	No. of non fatal accidents	No. of fatal accidents	No. of non fatal accidents
2013	2	35	37	526	40	560	0	31	2	4	0	0
2014	35	40	75	752	39	570	35	15	0	10	0	15
2015	6	35	42	78	74	738	4	14	2	1	0	20
2016	6	4	10	1	42	78	5	0	1	0	0	4



**Table XXXI****Inspections, Prosecutions and Convictions under Plantation Labour Act**

<b>Sl.No</b>	<b>Year</b>	<b>Number of inspecting staff</b>	<b>Number of plantations inspected</b>	<b>Number of prosecutions filed</b>	<b>Number of cases in which convictions obtained</b>	<b>Number of plantations against which convictions obtained</b>	<b>Number of cases acquitted</b>	<b>Number of cases withdrawn</b>	<b>Amount released towards fine(Rs)</b>
<b>1</b>	<b>2</b>	<b>3</b>	<b>4</b>	<b>5</b>	<b>6</b>	<b>7</b>	<b>8</b>	<b>9</b>	<b>10</b>
<b>1</b>	<b>2013</b>	12	478	5	7	0	0	0	<b>24500</b>
<b>2</b>	<b>2014</b>	12	546	9	6	6	0	0	<b>26400</b>
<b>3</b>	<b>2015</b>	12	606	6	5	2	0	0	<b>8200</b>
<b>4</b>	<b>2016</b>	12	422	15	0	0	0	0	<b>0</b>

**Table XXXII****DISTRICTWISE ABSTRACT OF REGISTERED PLANTATIONS IN KERALA**

Sl.No:	Name of District	Number of Plantations	Area in Acres	Area in Hectares	Number of workers		
					Male	Female	Total
1	Thiruvananthapuram	18	4909.43	1987.62	524	271	795
2	Kollam	36	25823.77	10454.97	2567	2299	4866
3	Pathanamthitta	31	21684.35	8779.09	1710	1397	3107
4	Alappuzha	0	0	0	0	0	0
5	Kottayam	20	11180.87	4526.67	776	607	1383
6	Idukki	195	122302.91	49515.35	16607	20630	37237
7	Eranakulam	17	8385.56	3394.96	506	333	839
8	Thrissur	26	7897.80	3197.49	1421	1561	2982
9	Malappuram	83	7358.41	2979.11	631	295	926
10	Palakkad	51	16460.94	6664.35	1335	1474	2809
11	Kozhikkode	41	9912.28	4013.07	656	416	1072
12	Wayanad	179	29965.53	12131.79	3607	5290	8897
13	Kannur	14	2717.42	1100.17	84	55	139
14	Kasargode	6	6817.73	2760.21	159	69	228
<b>TOTAL</b>		<b>717</b>	<b>275417</b>	<b>111505</b>	<b>30583</b>	<b>34697</b>	<b>65280</b>
Data Source:O/O The Inspector of Plantations.							



## 16. Kerala Shops And Commercial Establishments Act, 1960



The basic objectives of the Act along with the rules framed there under are compulsory registration of all classes of shops and establishments, recovery of wages, enforcing various provisions like appointment letters to the person employed, maintenance of registers and records by the shopkeepers/employers, enforcing provisions like hours of work and leave of person employed etc.

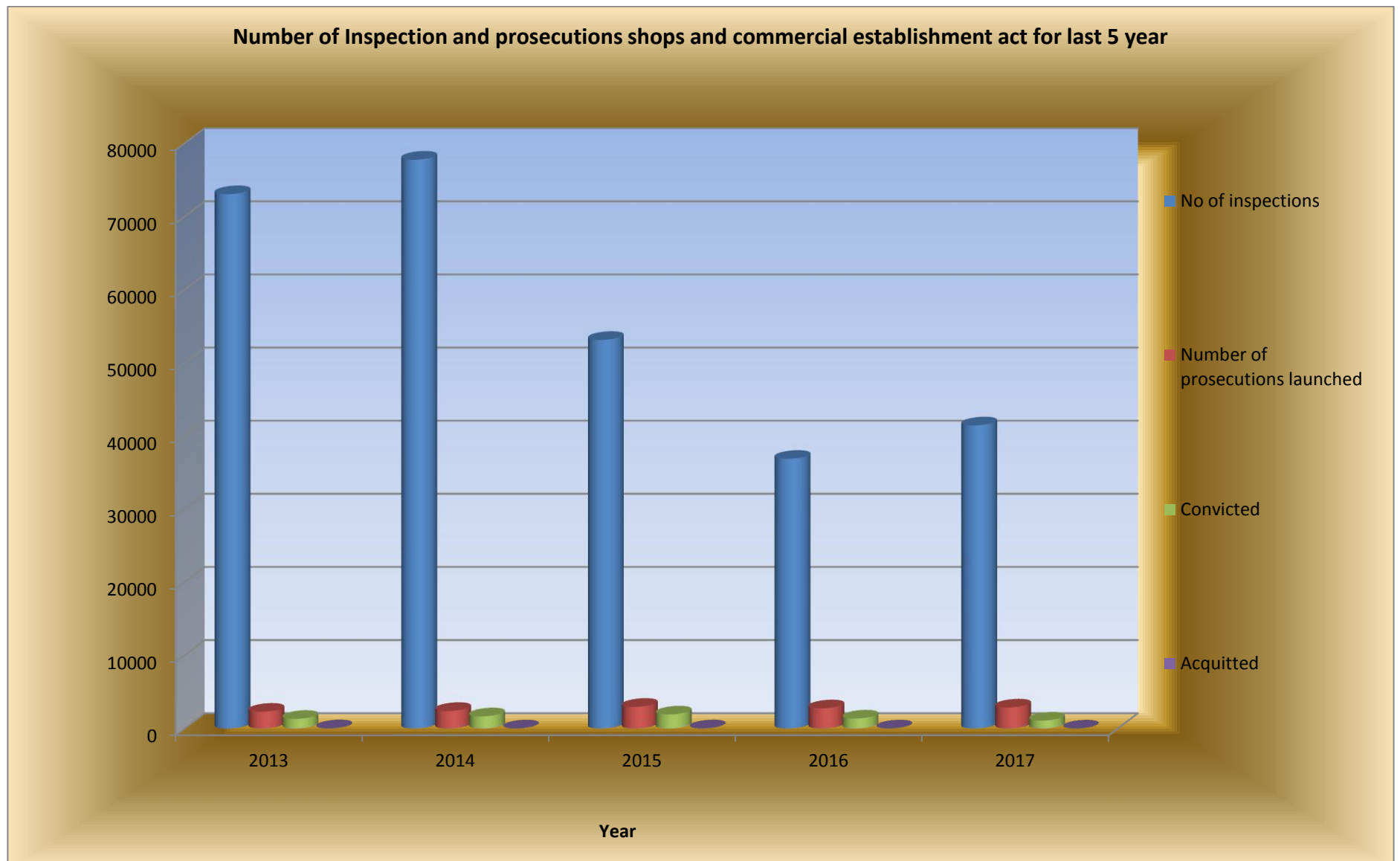
**Table – XXXIII**

<b>Administration of Kerala Shops &amp; Establishments Act,1960</b>		
<b>Sl.No.</b>	<b>Particulars</b>	<b>YEAR:2017</b>
<b>1.</b>	Number of Establishments covered under the Act 1960	327950
<b>2.</b>	Number of persons employed	1008012
<b>3.</b>	Number of Inspections Made during the year	41447
<b>4.</b>	Number of prosecution Launched during the year	2874
<b>5.</b>	Number of cases disposed by the court during the year	1087
<b>6.</b>	Number of cases acquitted during the year	1
<b>7.</b>	Amount of Fine releases during the year (in Rs)	4762541

**Table XXXIV**

**Statement showing the number of Inspections and prosecutions Shops and Commercial Establishments Act for the last 5 years**

Sl. No	Year	No of inspections	Number of prosecutions launched	Cases disposed by Courts		Amount released as fine in Rs.
				Convicted	Acquitted	
1	2	3	4	5	6	7
1	2013	73063	2292	1317	29	1298519
2	2014	77780	2398	1664	14	2034947
3	2015	53135	2963	1919	19	4215509
4	2016	36877	2758	1364	9	7459744
5	2017	41447	2874	1087	1	4762541

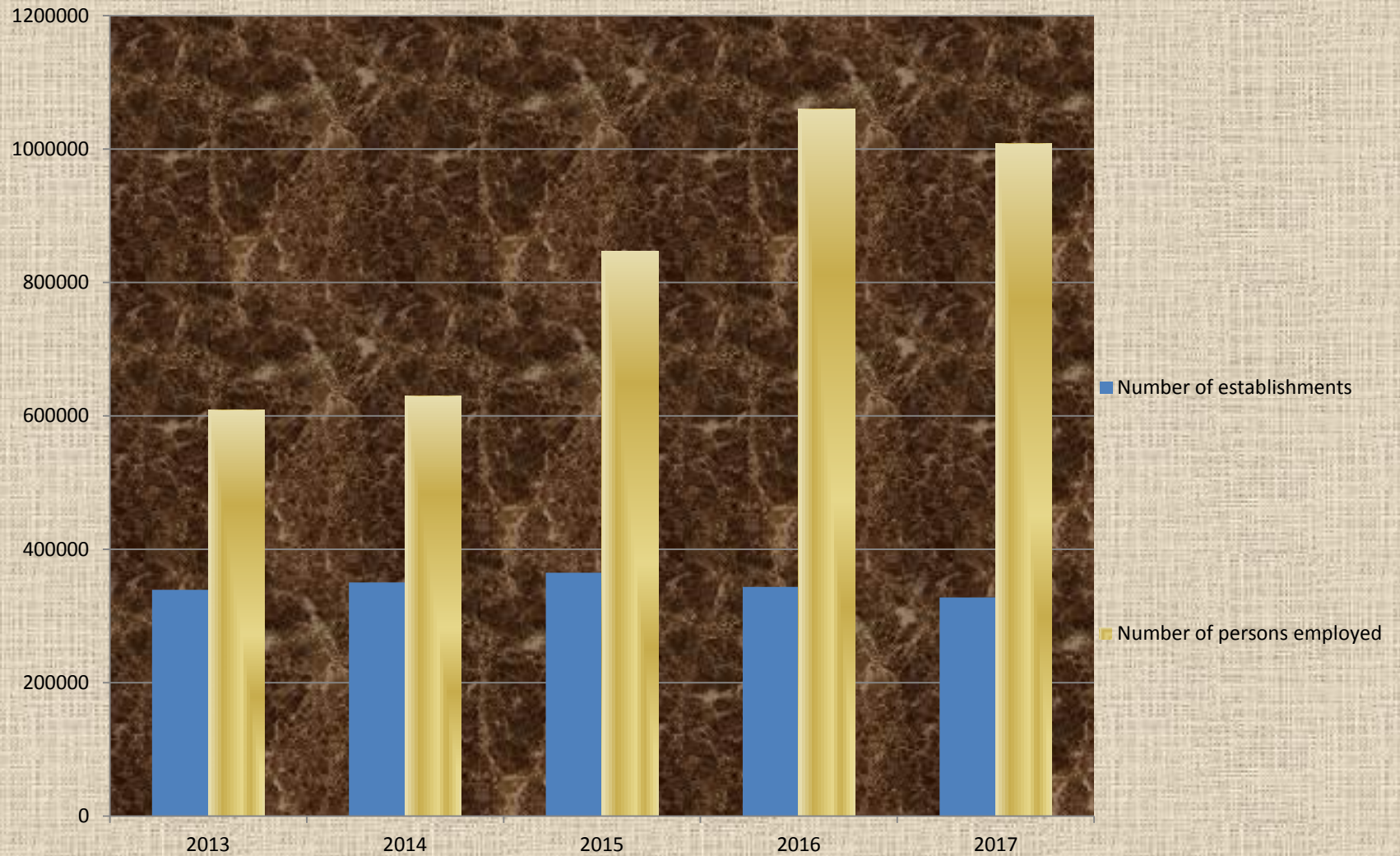


**Table XXXV**

**Number of Shops and Commercial Establishments under Shops & Commercial Establishments Act  
For the last 5 years**

Sl. No	Year	Shops				Commercial establishments		Cinema theatres, Hotels & Restaurants		Total	
		Total Shops	Run by owner without employees	Run with employees	Number of persons employed	Number	Number of persons employed	Number	Number of persons employed	Number of establishments	Number of persons employed
1	2	3	4	5	6	7	8	9	10	11	12
1	2013	274736	147976	126760	401018	45503	122231	19123	85118	339362	608367
2	2014	283587	154792	128795	412647	49607	151515	17085	65240	350279	629402
3	2015	287598	166869	120729	534917	57907	228330	19235	83680	364740	846927
4	2016	279156	137784	141372	569290	47730	399435	16821	91280	343707	1060005
5	2017	265893	131002	134891	534916	46262	384014	15795	89082	327950	1008012

### Shops and Commercial Establishments under shops and commercial establishment act



## 17. Motor Transport Workers Act, 1961



This Act provides for the welfare of motor transport workers and regulates the conditions of their work. The Act prescribes hours of work, wages for overtime work, canteens, rest rooms, supply of uniforms, medical facilities, first aid facilities, issuance of appointment letters to workers etc.. The Act also prescribes registration of motor transport undertakings and renewal of the same.

All the Minimum Wages Inspectors, Labour Inspectors and Agricultural Minimum Wages Inspectors, have been appointed as Inspectors under the Act. Engagement of children below fifteen years of age in any motor transport service has been prohibited under the Motor Transport Workers Act, 1961. The motor transport workers employed in the employment of “Public Motor Transport” which is also a scheduled employment under The Minimum Wages Act, 1948 are entitled to get wages as per Government Notification.

### The Administrative Report on the Motor Transport Workers Act, 1961 for the year 2017

Sl. No	Description	Year:2017
1.	No. of Inspections conducted	2992
2.	No. of Prosecution Cases launched during the year	286
3.	No. of Court Cases disposed of by Conviction	116
4.	No. of Court Cases disposed of by Acquittal	8
5.	No. of Court Cases disposed of by Withdrawal	0
6.	Total amount of fine imposed	303500

### Table XXXVI

[illegible]

**Table XXXVII**  
**Number of Inspections and Convictions under Motor Transport Act for the last 5 years**

Sl.No	Particulars	2013	2014	2015	2016	2017
1	2	3	4	5	6	7
1	Number of Inspecting staff	124	124	124	124	124
2	Number of inspections	3922	3872	4612	3102	2992
3	Number of cases filed	183	257	188	181	286
4	Number of cases convicted	90	179	162	96	116
5	Number of cases Acquitted	2	28	22	2	8
6	Total amount released as fine	104400	218190	203950	128650	303500



### Inspection and conviction under Motor Transport Act



**Table XXXVIII**  
**LIST OF PUBLIC INFORMATION OFFICERS AND APPELLATE AUTHORITY IN LABOUR**  
**COMMISSIONERATE AND SUBORDINATE OFFICES**

Sl.No.	Office	Authorised Officer
1	<b>Office Of the Labour Commissioner</b>	
	Public Information Officer	Deputy Labour Commissioner(H.Q)& Senior Administrative Officer
	Assistant Public Information Officer	Administrative Assistant
	Appellate Authority	Additional Labour Commissioner (Enforcement)
2	<b>Regional Labour Commissioner Office</b>	
	Public Information Officer	Senior Superintendent
	Appellate Authority	Regional Joint Labour Commissioner
3	<b>Office of the Plantation Chief Inspector</b>	
	Public Information Officer	Administrative Assistant
	Appellate Authority	Chief Inspector Of Plantations
4	<b>Plantation Inspector's Office</b>	
	Public Information Officer	Plantation Inspector
	Appellate Authority	Chief Inspector Of Plantations
5	<b>State Advisory Contract Labour Board, Thiruvananthapuram</b>	
	Public Information Officer	Senior Superintendent
	Appellate Authority	Deputy Labour Commissioner
6	<b>Deputy Labour Commissioner Office(Independent)</b>	
	Public Information Officer	Senior Superintendent
	Appellate Authority	Deputy Labour Commissioner
7	<b>District Labour Office</b>	
	Public Information Officer	Deputy Labour officer (In Kasaragod District Junior Superintendent)
	Assistant Public Information Officer	Junior Superintendent
	Appellate Authority	District Labour Officer(General),(In Kasaragod District Public Information Officer Only)
8	<b>Assistant Labour Office</b>	
	Public Information Officer	Assistant Labour Officer
	Appellate Authority	District Labour Officer(General)
9	<b>Deputy Labour Office(Independent)</b>	
	Public Information Officer	Deputy Labour Officer
	Appellate Authority	District Labour Officer (General)
10	<b>Minimum Wages Advisory Board, Thiruvananthapuram</b>	
	Public Information Officer	Secretary, Minimum Wages Advisory Board
	Appellate Authority	Joint Labour Commissioner(Planning)

## **18. REPORT ON THE WORKING OF THE EMPLOYEES COMPENSATION ACT, 1923**

The Workmen's Compensation Act, 1923 (Employees' Compensation Act w.e.f. 31-5-2010), which aims at providing financial protection to the workmen and/or their dependents in case of accidents arising out of and in the course of employment and causing either death or disablement of workmen, came into force on 1st July, 1924. Besides, the Act has a provision of paying compensation to the workmen for some occupational diseases contracted by them during the course of their employment. Labour Bureau has been bringing out reviews/reports on the working of the Act based on the returns received from State Governments /Union Territories every year.

**Table XXXIX**

**Number of cases and amount paid under Employees Compensation Act for the last 4 years**

Year	Industry	Number of cases of injuries for which final compensation sanctioned			Amount of Compensation paid (Rs)		
		Death	Permanent Disablement	Temporary Disablement	Death	Permanent Disablement	Temporary Disablement
1	2	3	4	5	6	7	8
<b>2013</b>	Factories	12	4	11	4676512	706869	273032
	Plantation	11	3	36	5367215	561544	1003467
	Building Construction	45	10	22	12225708	2699402	2055042
	Others	197	80	157	52832014	15193118	8248946
	<b>Total</b>	265	97	226	75101449	19160933	11580487

<b>2014</b>	Factories	6	3	4	2875796	1139285	9089
	Plantation	2	2	89	924856	204266	4502938
	Building Construction	6	3	5	2731835	637786	555949
	Others	100	74	24	35878321	12620999	1982597
	<b>Total</b>	<b>114</b>	<b>82</b>	<b>122</b>	<b>42410808</b>	<b>14602336</b>	<b>7050573</b>
<b>2015</b>	Factories	9	5	11	6623962	3259589	2042733
	Plantation	1	2	25	464518	315716	885611
	Building Construction	12	3	5	7500480	1653880	576615
	Others	62	89	35	39931523	9408475	7760651
	<b>Total</b>	<b>84</b>	<b>99</b>	<b>76</b>	<b>54520483</b>	<b>14637660</b>	<b>11265610</b>
<b>2016</b>	Factories	0	0	18	0	0	66669
	Plantation	0	0	29	0	0	657552
	Building Construction	0	0	0	0	0	0
	Others	82	77	120	21593700	15261343	7078844
	<b>Total</b>	<b>82</b>	<b>77</b>	<b>167</b>	<b>21593700</b>	<b>15261343</b>	<b>7803065</b>

**Table – XL**  
**Financial assistance to Labourers engaged in climbing trees- Number of beneficiaries and amount paid ( including SC/ST Categories )**

Name of District	2013-14		2014-15		2015-16		2016-17	
	Number Of Beneficiaries	Amount Paid	Number Of Beneficiaries	Amount Paid	Number Of Beneficiaries	Amount Paid	Number of beneficiaries	Amount paid
1	2	3	4	5	6	7	8	
Thiruvananthapuram	29	1100000	62	426930	72	596370	72	786150
Kollam	23	950000	101	654675	97	732060	97	834120
Pathanamthitta	20	725000	62	421155	63	495180	63	589680
Alappuzha	10	600000	71	483105	72	561570	74	792540
Kottayam	9	400000	76	504315	75	577200	75	720300
Idukki	10	325000	55	374430	59	483000	60	579600
Ernakulam	5	175000	67	443205	63	481950	63	601020
Trissur	19	675000	158	1091895	200	1474680	212	1602720
Palakkad	22	650000	154	845985	130	991935	130	1117200
Malappuram	19	575000	200	1336440	194	1501253	208	1685040
Kozhikode	49	1450000	304	2072280	327	2543340	329	3072300
Wyanad	34	875000	98	678405	103	800100	101	763560
Kannur	39	1200000	160	1056825	170	1317960	171	1464750
Kasargod	16	575000	124	812385	133	1000125	164	1391040
<b>Total</b>	<b>304</b>	<b>10275000</b>	<b>1692</b>	<b>11202030</b>	<b>1758</b>	<b>13556723</b>	<b>1819</b>	<b>16000020</b>

**19. WELFARE FUND BOARDS WORKING UNDER LABOUR  
DEPARTMENT**

Sl.No	Name of Board	Contact for membership	Year: 2017	
			Number of Registered Members	Phone No.
1	Kerala Toddy workers welfare Fund Board	District Ex.Officer	30582	04712442287
2	Kerala Labour Welfare Fund Board	District Ex.Officer	435000	04712463769
3	Kerala Headload Workers Welfare Fund Board	District Committees	35359	04842401448
4	Kerala Motor Transport Workers Welfare Fund Board	District Ex.Officer	808173	04742741288
5	Kerala Cashew Workers Relief and Welfare Fund Board	Welfare fund Inspectors	143159	04742740942
6	Kerala Handloom Workers Welfare Fund Board	District Ex.Officers of Kozhikode, Ernakulam, Trivandrum and Kannur	26747	04972702995
7	Kerala Abkari Workers Welfare Fund Board	District Ex.Officer	2630	04712460397
8	Kerala Building and other Construction Workers Welfare Board	District Ex.Officer	1543244	04712337941
9	Kerala Agricultural Workers Welfare Fund Board	District Ex.Officer	1670752	04872386871
10	Kerala Tailoring Workers Welfare Fund Board	District Ex.Officer	775628	04712448592
11	Kerala Beedi and Cigar Workers Welfare		6450	04972706133

	Fund Board			
12	Kerala Eetta, Kattuvally, And Pandanus Leaf Workers Welfare Fund Board	Chief Ex. Officer	64628	04842454443
13	Kerala Unorganised workers social security board (Barber, beautician, alakku, temple, artisans and skilled etc)	District Ex. Officer	478274	04712464240
14	Kerala Shops and Commercial Establishments Workers Welfare Fund Board	District Ex. Officer	988935	04712572507
15	Kerala Small Plantation Workers Welfare Fund Board	District Ex. Officer	1420	04812566672
16	Kerala Jewellery Workers Welfare Fund Board	Regional office, Thrissur, Kozhikode and Thiruvananthapuram	16736	04712331479

The following Tables shows the Welfare activities of Welfare fund boards under the control of Labour Department for the period  
2016-17

Table – XLI

District wise number of beneficiaries in Tailoring Workers during 2016-17

Sl no	State/Districts	Pension			Treatment Benefit			Maternity Benefit		
		Male	Female	Total	Male	Female	Total	Male	Female	Total
	Kerala	6437	22510	28947	95	670	765	0	7690	7690
1	Kasargod	275	260	535	1	3	4	0	300	300
2	Kannur	709	1126	1835	5	18	23	0	680	680
3	Waynad	130	193	323	2	12	14	0	295	295
4	Kozhikode	753	2152	2905	45	4	49	0	1262	1262
5	Malappuram	492	571	1063	3	8	11	0	332	332
6	Palakkad	768	488	1256	3	4	7	0	264	264
7	Thrissur	822	2688	3510	4	48	52	0	748	748
8	Ernakulam	1248	2015	3263	1	24	25	0	417	417
9	Idukki	211	626	837	2	43	45	0	546	546
10	Kottayam	275	3651	3926	3	108	111	0	276	276
11	Alappuzha	596	2386	2982	6	31	37	0	608	608
12	Pathanamthitta	277	2143	2420	2	15	17	0	151	151
13	Kollam	1170	4990	6160	4	159	163	0	987	987
14	Thiruvananthapuram	883	4594	5477	14	193	207	0	824	824



**Table – XLII**  
**District wise number of beneficiaries in Tailoring Workers during 2016-17**

Sl no	State/Districts	Marriage Benefit			Death Relief Fund			Educational Benefit			Other Benefit Schemes		
		Male	Female	Total	Male	Female	Total	Male	Female	Total	Male	Female	Total
	Kerala	232	7666	7898	166	278	444	156	3625	3781	87	863	950
1	Kasargod	10	115	125	6	5	11	8	124	132	0	0	0
2	Kannur	33	450	483	7	9	16	16	326	342	0	0	0
3	Wynad	15	188	203	16	2	18	16	124	140	0	0	0
4	Kozhikode	3	1360	1363	34	28	62	15	472	487	2	28	30
5	Malappuram	21	292	313	6	4	10	9	145	154	0	0	0
6	Palakkad	19	215	234	11	16	27	10	48	58	0	0	0
7	Thrissur	38	901	939	8	47	55	22	258	280	0	0	0
8	Ernakulam	25	485	510	4	27	31	17	340	357	0	0	0
9	Idukki	9	239	248	6	22	28	2	41	43	0	50	50
10	Kottayam	6	411	417	5	20	25	4	286	290	0	3	3
11	Alappuzha	12	740	752	26	10	36	6	342	348	80	694	774
12	Pathanamthitta	5	232	237	1	14	15	0	96	96	0	0	0
13	Kollam	23	996	1019	10	40	50	21	652	673	5	88	93
14	Thiruvananthapuram	13	1042	1055	26	34	60	10	371	381	0	0	0

**Table – XLIII**  
**District wise number of beneficiaries in Beedi & Cigar Workers during 2016-17**

[illegible]

**Table – XLIV**  
**District wise number of beneficiaries in Beedi & Cigar Workers during 2016-17**

[illegible]

**Table – XLV**  
**District wise number of beneficiaries in Motor Transport Workers during 2016-17**

Sl.no.	State/District	Pension			Treatment Benefit			Maternity Benefit			Marriage Benefit		
		Male	Female	Total	Male	Female	Total	Male	Female	Total	Male	Female	Total
	Kerala	<b>325</b>	<b>1</b>	<b>326</b>	<b>29</b>	<b>0</b>	<b>29</b>	<b>0</b>	<b>2</b>	<b>2</b>	<b>786</b>	<b>0</b>	<b>786</b>
<b>1</b>	Kasargod	29	0	29	0	0	0	0	2	2	38	0	38
<b>2</b>	Kannur	67	0	67	6	0	6	0	0	0	93	0	93
<b>3</b>	Wynad	1	0	1	0	0	0	0	0	0	29	0	29
<b>4</b>	Kozhikode	23	1	24	2	0	2	0	0	0	69	0	69
<b>5</b>	Malappuram	5	0	5	1	0	1	0	0	0	71	0	71
<b>6</b>	Palakkad	11	0	11	2	0	2	0	0	0	34	0	34
<b>7</b>	Thrissur	13	0	13	5	0	5	0	0	0	84	0	84
<b>8</b>	Ernakulam	5	0	5	4	0	4	0	0	0	76	0	76
<b>9</b>	Idukki	10	0	10	2	0	2	0	0	0	19	0	19
<b>10</b>	Kottayam	32	0	32	2	0	2	0	0	0	43	0	43
<b>11</b>	Alappuzha	38	0	38	0	0	0	0	0	0	59	0	59
<b>12</b>	Pathanamthitta	13	0	13	1	0	1	0	0	0	54	0	54
<b>13</b>	Kollam	65	0	65	2	0	2	0	0	0	63	0	63
<b>14</b>	Thiruvananthapuram	13	0	13	2	0	2	0	0	0	54	0	54

**Table – XLVI**  
**District wise number of beneficiaries in Motor Transport Workers during 2016-17**

Sl.no.	State/Districts	Death Relief Fund			Educational Benefit			Other Benefit Schemes		
		Male	Female	Total	Male	Female	Total	Male	Female	Total
	<b>Kerala</b>	<b>77</b>	<b>12</b>	<b>89</b>	<b>4311</b>	<b>1524</b>	<b>5835</b>	<b>0</b>	<b>0</b>	<b>0</b>
<b>1</b>	Kasargod	4	0	4	539	1	540	0	0	0
<b>2</b>	Kannur	13	0	13	258	387	645	0	0	0
<b>3</b>	Wynad	3	0	3	262	0	262	0	0	0
<b>4</b>	Kozhikode	5	0	5	540	2	542	0	0	0
<b>5</b>	Malappuram	4	0	4	217	224	441	0	0	0
<b>6</b>	Palakkad	3	0	3	420	0	420	0	0	0
<b>7</b>	Thrissur	5	0	5	399	0	399	0	0	0
<b>8</b>	Ernakulam	13	0	13	540	0	540	0	0	0
<b>9</b>	Idukki	6	0	6	164	206	370	0	0	0
<b>10</b>	Kottayam	9	0	9	170	198	368	0	0	0
<b>11</b>	Alappuzha	4	0	4	416	0	416	0	0	0
<b>12</b>	Pathanamthitta	0	12	12	79	152	231	0	0	0
<b>13</b>	Kollam	6	0	6	123	161	284	0	0	0
<b>14</b>	Thiruvananthapuram	2	0	2	184	193	377	0	0	0

**Table – XLVII**  
**District wise number of beneficiaries in Jewellery Workers Welfare Fund Board during 2016-17**

Sl.no.	State/Districts	Death Relief Fund			Educational Benefit			Other Benefit Schemes		
		Male	Female	Total	Male	Female	Total	Male	Female	Total
	<b>Kerala</b>	<b>0</b>	<b>0</b>	<b>0</b>	<b>1</b>	<b>1</b>	<b>2</b>	<b>0</b>	<b>0</b>	<b>0</b>
<b>1</b>	Kasargod	0	0	0	0	0	0	0	0	0
<b>2</b>	Kannur	3	0	3	14	0	14	0	0	0
<b>3</b>	Wynad	0	0	0	0	0	0	0	0	0
<b>4</b>	Kozhikode	5	2	7	49	7	56	0	0	0
<b>5</b>	Malappuram	1	0	1	11	1	12	0	0	0
<b>6</b>	Palakkad	0	0	0	0	0	0	0	0	0
<b>7</b>	Thrissur	0	0	0	0	0	0	0	0	0
<b>8</b>	Ernakulam	2	0	2	0	0	0	0	0	0
<b>9</b>	Idukki	0	0	0	0	0	0	0	0	0
<b>10</b>	Kottayam	2	0	2	2	0	2	0	0	0
<b>11</b>	Alappuzha	0	0	0	0	0	0	0	0	0
<b>12</b>	Pathanamthitta	1	0	1	0	0	0	0	0	0
<b>13</b>	Kollam	2	0	2	2	0	2	0	0	0
<b>14</b>	Thiruvananthapuram	0	0	0	1	1	2	0	0	0

**Table – XLVIII**  
**District wise number of beneficiaries in Abkari Workers Welfare Fund Board during 2016-17**

l.no.	State/Districts	Pension			Treatment Benefit			Marriage Benefit			Death Relief Fund			Other Benefit Schemes		
		Male	Female	Total	Male	Female	Total	Male	Female	Total	Male	Female	Total	Male	Female	Total
	<b>Kerala</b>	<b>46</b>	<b>5</b>	<b>51</b>	<b>0</b>	<b>0</b>	<b>0</b>	<b>2</b>	<b>0</b>	<b>2</b>	<b>3</b>	<b>0</b>	<b>3</b>	<b>64</b>	<b>1</b>	<b>65</b>
<b>1</b>	Kasargod	4	0	4	0	0	0	0	0	0	0	3	3	4	4	8
<b>2</b>	Kannur	25	3	28	0	0	0	0	0	0	0	2	2	31	7	38
<b>3</b>	Wynad	4	2	6	0	0	0	0	0	0	0	1	1	5	6	11
<b>4</b>	Kozhikode	30	4	34	0	0	0	0	0	0	0	0	0	29	6	35
<b>5</b>	Malappuram	6	2	8	0	0	0	0	0	0	0	0	0	8	3	11
<b>6</b>	Palakkad	17	0	17	0	0	0	0	0	0	0	0	0	7	0	7
<b>7</b>	Thrissur	60	2	62	0	0	0	0	0	0	0	0	0	23	3	26
<b>8</b>	Ernakulam	66	8	74	1	0	1	0	0	0	0	0	0	96	25	121
<b>9</b>	Idukki	16	0	16	0	0	0	0	0	0	0	7	7	22	3	25
<b>10</b>	Kottayam	60	5	65	0	0	0	0	0	0	0	2	2	43	2	45
<b>11</b>	Alappuzha	35	5	40	0	0	0	3	0	3	3	0	3	27	0	27
<b>12</b>	Pathanamthitta	10	0	10	0	0	0	0	0	0	0	0	0	17	0	17
<b>13</b>	Kollam	50	4	54	0	0	0	0	0	0	2	0	2	43	0	43
<b>14</b>	Thiruvananthapuram	46	5	51	0	0	0	2	0	2	3	0	3	64	1	65

**Table – XLIX**  
**District wise number of beneficiaries in Agricultural Workers Welfare Fund Board during 2016-17**

Sl.no.	State/Districts	Treatment Benefit			Maternity Benefit			Marriage Benefit		
		Male	Female	Total	Male	Female	Total	Male	Female	Total
	<b>Kerala</b>	<b>1</b>	<b>13</b>	<b>14</b>	<b>0</b>	<b>0</b>	<b>0</b>	<b>0</b>	<b>0</b>	<b>0</b>
<b>1</b>	Kasargod	0	6	6	0	0	0	0	0	0
<b>2</b>	Kannur	1	18	19	0	0	0	1	10	11
<b>3</b>	Wynad	8	26	34	0	0	0	0	1	1
<b>4</b>	Kozhikode	2	5	7	0	1	1	4	11	15
<b>5</b>	Malappuram	4	11	15	0	0	0	9	34	43
<b>6</b>	Palakkad	0	0	0	0	0	0	0	0	0
<b>7</b>	Thrissur	4	7	11	0	0	0	10	35	45
<b>8</b>	Ernakulam	1	15	16	0	0	0	0	4	4
<b>9</b>	Idukki	7	15	22	0	4	4	0	0	0
<b>10</b>	Kottayam	2	5	7	0	0	0	0	0	0
<b>11</b>	Alappuzha	4	5	9	0	77	77	46	228	274
<b>12</b>	Pathanamthitta	2	6	8	0	42	42	20	110	130
<b>13</b>	Kollam	1	8	9	0	0	0	0	0	0
<b>14</b>	Thiruvananthapuram	1	13	14	0	0	0	0	0	0



**Table – L**  
**District wise number of beneficiaries in Cashew Workers Relief and Welfare Fund Board during 2016-17**

Sl.No.	State/District	Marriage Benefit			Death Relief Fund			Educational Benefit		
		Male	Female	Total	Male	Female	Total	Male	Female	Total
	<b>Kerala</b>	<b>0</b>	<b>1</b>	<b>1</b>	<b>4</b>	<b>55</b>	<b>59</b>	<b>56</b>	<b>543</b>	<b>599</b>
<b>1</b>	Kasargod	0	0	0	0	0	0	0	0	0
<b>2</b>	Kannur	0	0	0	0	0	0	21	38	59
<b>3</b>	Wynad	0	0	0	0	0	0	0	0	0
<b>4</b>	Kozhikode	0	0	0	0	0	0	31	52	83
<b>5</b>	Malappuram	0	0	0	0	0	0	0	0	0
<b>6</b>	Palakkad	0	0	0	0	0	0	0	0	0
<b>7</b>	Thrissur	0	0	0	4	13	17	24	78	102
<b>8</b>	Ernakulam	0	0	0	0	0	0	0	0	0
<b>9</b>	Idukki	0	0	0	0	0	0	0	0	0
<b>10</b>	Kottayam	0	0	0	0	0	0	0	0	0
<b>11</b>	Alappuzha	0	2	2	49	32	81	68	112	180
<b>12</b>	Pathanamthitta	0	0	0	2	7	9	61	69	130
<b>13</b>	Kollam	0	20	20	112	529	641	847	1966	2813
<b>14</b>	Thiruvananthapuram	0	1	1	4	55	59	56	543	599

**Table – LI**  
**District wise number of beneficiaries in Bamboo Kattuvalli Pandanus leaf Workers Welfare Fund Board during 2016-17**

Sl.No.	State/District	Pension			Treatment Benefit			Maternity Benefit			Marriage Benefit		
		Male	Female	Total	Male	Female	Total	Male	Female	Total	Male	Female	Total
	<b>Kerala</b>	<b>2582</b>	<b>4698</b>	<b>7280</b>	<b>0</b>	<b>7</b>	<b>7</b>	<b>0</b>	<b>293</b>	<b>293</b>	<b>17</b>	<b>386</b>	<b>403</b>
<b>1</b>	Kasargod	0	0	0	0	0	0	0	0	0	0	0	0
<b>2</b>	Kannur	0	0	0	0	0	0	0	0	0	0	0	0
<b>3</b>	Wynad	0	0	0	0	0	0	0	0	0	0	0	0
<b>4</b>	Kozhikode	0	0	0	0	0	0	0	0	0	0	0	0
<b>5</b>	Malappuram	13	3	16	0	0	0	0	30	30	0	0	0
<b>6</b>	Palakkad	20	3	23	0	0	0	0	5	5	0	0	0
<b>7</b>	Thrissur	180	2245	2425	0	4	4	0	151	151	3	313	316
<b>8</b>	Ernakulam	1800	1102	2902	0	1	1	0	48	48	14	73	87
<b>9</b>	Idukki	280	91	371	0	0	0	0	11	11	0	0	0
<b>10</b>	Kottayam	3	18	21	0	0	0	0	7	7	0	0	0
<b>11</b>	Alappuzha	160	410	570	0	0	0	0	14	14	0	0	0
<b>12</b>	Pathanamthitta	30	6	36	0	0	0	0	0	0	0	0	0
<b>13</b>	Kollam	67	610	677	0	0	0	0	23	23	0	0	0
<b>14</b>	Thiruvananthapuram	29	210	239	0	2	2	0	4	4	0	0	0

**Table – LII**  
**District wise number of beneficiaries in Bamboo Kattuvalli Pandanus leaf Workers Welfare Fund Board during 2016-17**

Sl.No.	State/District	Death Relief Fund			Educational Benefit			Other Benefit Schemes		
		Male	Female	Total	Male	Female	Total	Male	Female	Total
	<b>Kerala</b>	<b>11</b>	<b>24</b>	<b>35</b>	<b>1</b>	<b>19</b>	<b>20</b>	<b>2943</b>	<b>16952</b>	<b>19895</b>
<b>1</b>	Kasargod	0	0	0	0	0	0	0	0	0
<b>2</b>	Kannur	0	0	0	0	0	0	24	125	149
<b>3</b>	Wynad	0	0	0	0	0	0	0	0	0
<b>4</b>	Kozhikode	0	0	0	0	0	0	0	0	0
<b>5</b>	Malappuram	0	0	0	0	3	3	240	1102	1342
<b>6</b>	Palakkad	0	0	0	0	0	0	49	405	454
<b>7</b>	Thrissur	1	5	6	0	9	9	529	6825	7354
<b>8</b>	Ernakulam	4	8	12	1	4	5	359	5350	5709
<b>9</b>	Idukki	0	0	0	0	0	0	82	102	184
<b>10</b>	Kottayam	0	0	0	0	0	0	52	59	111
<b>11</b>	Alappuzha	1	3	4	0	3	3	755	1245	2000
<b>12</b>	Pathanamthitta	0	0	0	0	0	0	2	2	4
<b>13</b>	Kollam	2	4	6	0	0	0	352	1245	1597
<b>14</b>	Thiruvananthapuram	3	4	7	0	0	0	499	492	991

**Table – LIII**  
**District wise number of beneficiaries in Labour Welfare Fund Board during 2016-17**

Sl.No.	State/District	Marriage Benefit			Death Relief Fund			Educational Benefit			Other Benefit Schemes		
		Male	Female	Total	Male	Female	Total	Male	Female	Total	Male	Female	Total
	<b>Kerala</b>	<b>0</b>	<b>11</b>	<b>11</b>	<b>94</b>	<b>26</b>	<b>120</b>	<b>417</b>	<b>420</b>	<b>837</b>	<b>39</b>	<b>13</b>	<b>52</b>
<b>1</b>	Kasargod	0	3	3				15	6	21	0	1	1
<b>2</b>	Kannur	0	1	1	3	5	8	78	87	165	2	2	4
<b>3</b>	Wynad	0	0	0	2	4	6	0	0	0	2	1	3
<b>4</b>	Kozhikode	0	6	6	1	0	1	37	11	48	7	2	9
<b>5</b>	Malappuram	0	0	0	0	0	0	13	3	16	6	1	7
<b>6</b>	Palakkad	0	0	0	7	1	8	89	40	129	4	0	4
<b>7</b>	Thrissur	0	0	0	12	2	14	18	12	30	0	0	0
<b>8</b>	Ernakulam	0	1	1	11		11	41	17	58	4	1	5
<b>9</b>	Idukki	0	0	0	24	10	34	21	13	34	4	3	7
<b>10</b>	Kottayam	0	0	0	5		5	24	20	44	2	1	3
<b>11</b>	Alappuzha	0	0	0	10	1	11	42	7	49	2	1	3
<b>12</b>	Pathanamthitta	0	0	0	5	0	5	4	0	4	0	0	0
<b>13</b>	Kollam	0	0	0	9	2	11	21	19	40	3	0	3
<b>14</b>	Thiruvananthapuram	0	0	0	5	1	6	14	47	61	3	0	3

**Table – LIV**  
**District wise number of beneficiaries in Handloom Workers Welfare fund board during 2016-17**

Sl.No.	State/District	Pension			Treatment Benefit			Maternity Benefit		
		Male	Female	Total	Male	Female	Total	Male	Female	Total
	<b>Kerala</b>	4774	5138	9912	4	13	17	0	6	6
<b>1</b>	Kasargod	83	109	192	0	0	0	0	0	0
<b>2</b>	Kannur	2542	2090	4632	3	5	8	0	3	3
<b>3</b>	Wynad	0	0	0	0	0	0	0	0	0
<b>4</b>	Kozhikode	920	1196	2116	1	2	3	0	0	0
<b>5</b>	Malappuram	40	35	75	0	0	0	0	0	0
<b>6</b>	Palakkad	203	246	449	0	0	0	0	0	0
<b>7</b>	Thrissur	69	131	200	0	0	0	0	0	0
<b>8</b>	Ernakulam	147	217	364	0	0	0	0	0	0
<b>9</b>	Idukki	0	0	0	0	0	0	0	0	0
<b>10</b>	Kottayam	24	77	101	0	0	0	0	0	0
<b>11</b>	Alappuzha	20	39	59	0	0	0	0	0	0
<b>12</b>	Pathanamthitta	5	0	5	0	0	0	0	0	0
<b>13</b>	Kollam	241	295	536	0	0	0	0	1	1
<b>14</b>	Thiruvananthapuram	480	703	1183		6	6	0	2	2

**Table – LV**  
**District wise number of beneficiaries in Handloom Workers Welfare fund board during 2016-17**

Sl.No.	State/District	Marriage Benefit			Death Relief Fund			Educational Benefit		
		Male	Female	Total	Male	Female	Total	Male	Female	Total
	<b>Kerala</b>	39	166	205	2	5	7	207	493	700
<b>1</b>	Kasargod	1	0	1	0	0	0	4	12	16
<b>2</b>	Kannur	29	0	116	0	3	3	136	389	525
<b>3</b>	Wynad	0	87	0	0	0	0	0	0	0
<b>4</b>	Kozhikode	6	0	19	0	0	0	37	51	88
<b>5</b>	Malappuram	0	13	0	0	0	0	0	0	0
<b>6</b>	Palakkad	2	1	3	0	0	0	27	10	37
<b>7</b>	Thrissur	0	0	0	0	0	0	0	0	0
<b>8</b>	Ernakulam		10	10	1	1	2	0	5	5
<b>9</b>	Idukki	0	0	0	0	0	0	0	0	0
<b>10</b>	Kottayam		1	1	1	1	2	0	0	0
<b>11</b>	Alappuzha	0	0	0	0	0	0	0	0	0
<b>12</b>	Pathanamthitta	0	3	3	0	0	0	0	0	0
<b>13</b>	Kollam	0	2	2	0	0	0	2	0	2
<b>14</b>	Thiruvananthapuram	1	49	50	0	0	0	1	26	27

**Table – LVI****District wise number of beneficiaries in shops and commercial establishments workers welfare fund board during 2016-17**

Sl.No.	State/District	Treatment Benefit			Maternity Benefit			Marriage Benefit		
		Male	Female	Total	Male	Female	Total	Male	Female	Total
	<b>Kerala</b>	<b>18</b>	<b>11</b>	<b>29</b>	<b>0</b>	<b>735</b>	<b>735</b>	<b>203</b>	<b>342</b>	<b>545</b>
<b>1</b>	Kasargod	0	0	0	0	11	11	9	6	15
<b>2</b>	Kannur	0	1	1	0	29	29	22	36	58
<b>3</b>	Wynad	0	0	0	0	8	8	1	1	2
<b>4</b>	Kozhikode	0	2	2	0	39	39	33	56	89
<b>5</b>	Malappuram	1	0	1	0	26	26	6	15	21
<b>6</b>	Palakkad	0	0	0	0	15	15	14	20	34
<b>7</b>	Thrissur	0	0	0	0	46	46	27	45	72
<b>8</b>	Ernakulam	0	2	2	0	49	49	10	30	40
<b>9</b>	Idukki	1	0	1	0	12	12	5	2	7
<b>10</b>	Kottayam	2	1	3	0	14	14	7	11	18
<b>11</b>	Alappuzha	6	0	6	0	23	23	17	18	35
<b>12</b>	Pathanamthitta	1	1	2	0	86	86	8	15	23
<b>13</b>	Kollam	0	0	0	0	35	35	11	35	46
<b>14</b>	Thiruvananthapuram	7	4	11	0	342	342	33	52	85

**Table – LVII**

District wise number of beneficiaries in shops and commercial establishments workers welfare fund board during 2016-17

Sl.No.	State/District	Death Relief Fund			Educational Benefit			Other Benefit Schemes		
		Male	Female	Total	Male	Female	Total	Male	Female	Total
	<b>Kerala</b>	<b>68</b>	<b>21</b>	<b>87</b>	<b>506</b>	<b>506</b>	<b>1012</b>	<b>77</b>	<b>39</b>	<b>116</b>
<b>1</b>	Kasargod	2	0	0	18	9	27	1	0	1
<b>2</b>	Kannur	4	0	4	70	57	127	4	0	4
<b>3</b>	Wynad	2	0	2	9	4	13	2	0	2
<b>4</b>	Kozhikode	8	4	12	99	123	222	10	8	18
<b>5</b>	Malappuram	4	0	4	18	5	23	1	0	1
<b>6</b>	Palakkad	3	0	3	20	23	43	3	1	4
<b>7</b>	Thrissur	10	9	19	52	93	145	13	13	26
<b>8</b>	Ernakulam	7	2	9	39	29	68	9	2	11
<b>9</b>	Idukki	1	0	1	13	9	22	2	0	2
<b>10</b>	Kottayam	3	2	5	33	34	67	5	3	8
<b>11</b>	Alappuzha	6	0	6	27	29	56	8	3	11
<b>12</b>	Pathanamthitta	5	0	5	26	44	70	5	0	5
<b>13</b>	Kollam	4	2	6	28	21	49	5	5	10
<b>14</b>	Thiruvananthapuram	9	2	11	54	26	80	9	4	13



**Table – LVIII**  
**District wise number of beneficiaries in Toddy workers welfare fund board during 2016-17**

Sl.No.	State/District	Treatment Benefit			Death Relief Fund			Educational Benefit			Other Benefit Schemes		
		Male	Female	Total	Male	Female	Total	Male	Female	Total	Male	Female	Total
	<b>Kerala</b>	<b>59</b>	<b>5</b>	<b>64</b>	<b>141</b>	<b>156</b>	<b>297</b>	<b>2327</b>	<b>377</b>	<b>2704</b>	<b>140</b>	<b>104</b>	<b>244</b>
<b>1</b>	Kasargod	3	0	3	3	0	3	92	0	92	13	0	13
<b>2</b>	Kannur	14	2	16	0	14	14	639	0	639	8	37	45
<b>3</b>	Wynad	0	0	0	0	0	0		0	0	13	0	13
<b>4</b>	Kozhikode	3	0	3	3	0	3	262	0	262	21	1	22
<b>5</b>	Malappuram	2	0	2	2	0	2	77	0	77	8	0	8
<b>6</b>	Palakkad	10	0	10	24	0	24	210	0	210	62	0	62
<b>7</b>	Thrissur	3	0	3	2	9	11	271	8	279	7	51	58
<b>8</b>	Ernakulam	6	1	7	12	81	93	144	207	351	0	0	0
<b>9</b>	Idukki	6	1	7	0	20	20	87	161	248	0	0	0
<b>10</b>	Kottayam	5	0	5	19	0	19	310	0	310	18	0	18
<b>11</b>	Alappuzha	2	0	2	76	0	76	174	0	174	0	0	0
<b>12</b>	Pathanamthitta	2	0	2	0	3	3	25	0	25	3	15	18
<b>13</b>	Kollam	0	0	0	0	22	22	31	0	31	0	0	0
<b>14</b>	Thiruvananthapuram	3	1	4	0	7	7	5	1	6	0	0	0

Table – LIX

District wise number of beneficiaries in Headload workers welfare board(Scattered scheme) during 2016-17

Sl.No.	State/District	Pension			Treatment Benefit			Maternity Benefit			Marriage Benefit		
		Male	Female	Total	Male	Female	Total	Male	Female	Total	Male	Female	Total
	<b>Kerala</b>	<b>0</b>	<b>0</b>	<b>0</b>	<b>0</b>	<b>0</b>	<b>0</b>	<b>0</b>	<b>0</b>	<b>0</b>	<b>0</b>	<b>0</b>	<b>0</b>
<b>1</b>	Kasargod	18	0	18	0	0	0	0	0	0	0	0	0
<b>2</b>	Kannur	98	0	98	0	0	0	0	0	0	2	0	2
<b>3</b>	Wynad	37	0	37	1	0	1	0	0	0	1	0	1
<b>4</b>	Kozhikode	298	0	298	0	0	0	0	0	0	8	0	8
<b>5</b>	Malappuram	80	0	80	0	0	0	0	0	0	6	0	6
<b>6</b>	Palakkad	254	0	254	3	0	3	0	0	0	8	0	8
<b>7</b>	Thrissur	630	0	630	1	0	1	0	0	0	13	0	13
<b>8</b>	Ernakulam	53	0	53	2	0	2	0	0	0	1	0	1
<b>9</b>	Idukki	44	0	44	0	0	0	0	0	0	0	0	0
<b>10</b>	Kottayam	123	0	123	19	2	21	0	0	0	3	0	3
<b>11</b>	Alappuzha	222	0	222	1	0	1	0	0	0	4	0	4
<b>12</b>	Pathanamthitta	83	0	83	0	0	0	0	0	0	1	0	1
<b>13</b>	Kollam	94		94	1	0	1	0	0	0	6	0	6
<b>14</b>	Thiruvananthapuram	1037	3	1040	2	0	2	0	0	0	45	0	45

**Table – LX**  
**District wise number of beneficiaries in Head load workers welfare board(Scattered scheme) during 2016-17**

Sl.No.	State/District	Death Relief Fund			Educational Benefit			Other Benefit Schemes		
		Male	Female	Total	Male	Female	Total	Male	Female	Total
	<b>Kerala</b>	<b>0</b>	<b>0</b>	<b>0</b>	<b>0</b>	<b>0</b>	<b>0</b>	<b>0</b>	<b>0</b>	<b>0</b>
<b>1</b>	Kasargod	0	0	0	0	0	0	3	0	3
<b>2</b>	Kannur	1	0	1	0	0	0	12	0	12
<b>3</b>	Wynad	1	0	1	0	0	0	20	0	20
<b>4</b>	Kozhikode	3	0	3	8	0	8	52	7	59
<b>5</b>	Malappuram	3	0	3	3	0	3	21	0	21
<b>6</b>	Palakkad	17	0	17	0	0	0	79	0	79
<b>7</b>	Thrissur	7	0	7	7	0	7	54	0	54
<b>8</b>	Ernakulam	1	0	1	1	0	1	13	0	13
<b>9</b>	Idukki	2	0	2	0	0	0	10	0	10
<b>10</b>	Kottayam	2	0	2	1	0	1	21	0	21
<b>11</b>	Alappuzha	0	0	0	0	0	0	36	0	36
<b>12</b>	Pathanamthitta	0	0	0	0	0	0	12	0	12
<b>13</b>	Kollam	3	0	3	0	0	0	34	0	34
<b>14</b>	Thiruvananthapuram	37	0	37	4	0	4	194	0	194

**Table – LXI**  
**District wise number of beneficiaries in State unorganised labour social security board during 2016-17**

Sl.No.	State/District	Pension			Treatment Benefit			Maternity Benefit		
		Male	Female	Total	Male	Female	Total	Male	Female	Total
	<b>Kerala</b>	<b>0</b>	<b>0</b>	<b>0</b>	<b>0</b>	<b>0</b>	<b>0</b>	<b>0</b>	<b>0</b>	<b>0</b>
<b>1</b>	Kasargod	1	0	1	0	0	0	0	0	0
<b>2</b>	Kannur	1	0	1	0	0	0	0	6	6
<b>3</b>	Wynad	0	0	0	0	0	0	0	0	0
<b>4</b>	Kozhikode	2	1	3	0	0	0	0	67	67
<b>5</b>	Malappuram	2	1	3	0	0	0	0	40	40
<b>6</b>	Palakkad	1	1	2	0	0	0	0	192	192
<b>7</b>	Thrissur	2	0	2	1	0	1	0	50	50
<b>8</b>	Ernakulam	3	8	11	0	1	1	0	71	71
<b>9</b>	Idukki	0	1	1	0	0	0	0	0	0
<b>10</b>	Kottayam	2	3	5	1	1	2	0	16	16
<b>11</b>	Alappuzha	2	3	5	0	1	1	0	59	59
<b>12</b>	Pathanamthitta	20	8	28	3	4	7	0	112	112
<b>13</b>	Kollam	20	0	20	0	0	0	0	181	181
<b>14</b>	Thiruvananthapuram	35	24	59	0	1	1	0	523	523

**Table – LXII**  
**District wise number of beneficiaries in State unorganised labour social security board during 2016-17**

Sl.No.	State/District	Marriage Benefit			Death Relief Fund			Educational Benefit		
		Male	Female	Total	Male	Female	Total	Male	Female	Total
	<b>Kerala</b>	<b>0</b>	<b>0</b>	<b>0</b>	<b>0</b>	<b>0</b>	<b>0</b>	<b>0</b>	<b>0</b>	<b>0</b>
<b>1</b>	Kasargod	0	0	0	0	0	0	0	0	0
<b>2</b>	Kannur	0	2	2	0	0	0	0	0	0
<b>3</b>	Wynad	0	0	0	0	0	0	0	0	0
<b>4</b>	Kozhikode	0	3	3	0	2	2	0	0	0
<b>5</b>	Malappuram	1	3	4	0	1	1	0	0	0
<b>6</b>	Palakkad	3	10	13	0	1	1	0	0	0
<b>7</b>	Thrissur	0	7	7	1	0	1	0	0	0
<b>8</b>	Ernakulam	2	6	8	3	2	5	0	0	0
<b>9</b>	Idukki	0	0	0	0	0	0	1	1	12
<b>10</b>	Kottayam	1	3	4	2	7	9	0	0	0
<b>11</b>	Alappuzha	8	11	19	8	3	11	0	0	0
<b>12</b>	Pathanamthitta	9	20	29	4	2	6	5	7	12
<b>13</b>	Kollam	5	10	15	1	4	5	0	0	0
<b>14</b>	Thiruvananthapuram	34	41	75	6	7	13	0	0	0

**Table – LXIII**  
**District wise number of beneficiaries in building and other construction workers welfare fund board during 2016-17**

Sl.No.	State/District	Pension			Treatment Benefit			Maternity Benefit			Marriage Benefit		
		Male	Female	Total	Male	Female	Total	Male	Female	Total	Male	Female	Total
	<b>Kerala</b>	<b>141086</b>	<b>117230</b>	<b>258316</b>	<b>365</b>	<b>485</b>	<b>850</b>	<b>0</b>	<b>179</b>	<b>179</b>	<b>1947</b>	<b>2672</b>	<b>4619</b>
<b>1</b>	Kasargod	3937	3438	7375	242	119	361	0	60	60	640	342	982
<b>2</b>	Kannur	17683	18513	36196	383	245	628	0	64	64	1032	623	1655
<b>3</b>	Wynad	1634	834	2468	377	228	605	0	195	195	748	661	1409
<b>4</b>	Kozhikode	15085	5305	20390	481	134	615	0	20	20	819	403	1222
<b>5</b>	Malappuram	13252	6786	20038	322	174	496	0	203	203	969	695	1664
<b>6</b>	Palakkad	11614	14197	25811	171	162	333	0	276	276	427	523	950
<b>7</b>	Thrissur	7707	9419	17126	146	134	280	0	24	24	305	614	919
<b>8</b>	Ernakulam	11561	9561	21122	112	53	165	0	1	1	646	727	1373
<b>9</b>	Idukki	4217	5154	9371	243	278	521	0	136	136	325	369	694
<b>10</b>	Kottayam	7104	5147	12251	165	163	328	0	38	38	400	325	725
<b>11</b>	Alappuzha	8535	3834	12369	329	114	443	0	58	58	305	435	740
<b>12</b>	Pathanamthitta	5054	5899	10953	104	82	186	0	66	66	205	318	523
<b>13</b>	Kollam	12524	5736	18260	4	2	6	0	7	7	381	122	503
<b>14</b>	Thiruvananthapuram	21179	23407	44586	365	485	850	0	179	179	1947	2672	4619

**Table – LXIV**  
**District wise number of beneficiaries in building and other construction workers welfare fund board**

Sl.No.	State/District	Death Relief Fund			Educational Benefit			Other Benefit Schemes		
		Male	Female	Total	Male	Female	Total	Male	Female	Total
	<b>Kerala</b>	<b>250</b>	<b>140</b>	<b>390</b>	<b>1560</b>	<b>1985</b>	<b>3545</b>	<b>465</b>	<b>468</b>	<b>933</b>
<b>1</b>	Kasargod	30	162	192	1151	623	1774	38	16	54
<b>2</b>	Kannur	160	251	411	1776	1513	3289	47	38	85
<b>3</b>	Wynad	161	211	372	1721	1689	3410	1	0	1
<b>4</b>	Kozhikode	66	426	492	2196	617	2813	86	17	103
<b>5</b>	Malappuram	173	115	288	1537	1024	2561	0	0	0
<b>6</b>	Palakkad	204	218	422	550	672	1222	0	0	0
<b>7</b>	Thrissur	31	29	60	487	615	1102	36	37	73
<b>8</b>	Ernakulam	92	236	328	938	527	1465	0	0	0
<b>9</b>	Idukki	77	146	223	892	1151	2043	18	23	41
<b>10</b>	Kottayam	125	61	186	228	154	382	85	46	131
<b>11</b>	Alappuzha	25	139	164	598	342	940	19	8	27
<b>12</b>	Pathanamthitta	53	59	112	213	244	457	29	30	59
<b>13</b>	Kollam	74	6	80	316	166	482	8	4	12
<b>14</b>	Thiruvananthapuram	250	140	390	1560	1985	3545	465	468	933

## 20. CONSUMER PRICE INDEX



A comprehensive measure used for estimation of price changes in a basket of goods and services representative of consumption expenditure in an economy is called consumer price index.

Consumer Price Index is designed to measure the changes over time, in the level of retail prices of a fixed set of goods and services consumed by an average family of a defined population group in a given area with reference to the base year. It may however be mentioned that Consumer Price Index does not measure costliness of a place but in Consumer Price Index only price changes are reflected. However this aspect could be taken care of to some extent, by revising the base year of the index at short interval , so that relative importance of items in the family budget of the given population based on latest consumption pattern is reflected in the index.

The Consumer Price Index Numbers for Industrial Workers is the single most important Price Statistics , which has immense financial implications It is primarily used to regulate dearness allowance of government employees and the workers in Industrial Sectors. It is also used in fixation and revision of Minimum Wages in Scheduled employments besides measuring the inflation in retail prices.

These Index Numbers measure the extent to which the overall level of retail prices of goods and services consumed by the Industrial Worker/Agricultural Labourer/working Class respectively have changed when compared with the corresponding base year and are used in calculating Dearness Allowances of the workers engaged in different scheduled employments under the Minimum Wages Act 1948 and in different industries as per agreements and awards.



**Table – LXV**  
**CONSUMER PRICE INDEX (COST OF LIVING INDEX) NUMBER FOR AGRICULTURAL AND INDUSTRIAL WORKERS**  
**FROM 2013-2017 (BASE YEAR 1998-99=100).**

<b>2013</b>															
	<b>Name of Centre</b>	<b>Linking Factor</b>	<b>January</b>	<b>February</b>	<b>March</b>	<b>April</b>	<b>May</b>	<b>June</b>	<b>July</b>	<b>August</b>	<b>September</b>	<b>October</b>	<b>November</b>	<b>December</b>	<b>Average</b>
1	2	3	4	5	6	7	8	9	10	11	12	13	14	15	16
1	Thiruvananthapuram	10.39	232	234	234	237	240	246	247	248	251	254	254	255	244.33
2	Kollam	10.28	232	235	236	238	241	247	250	251	252	254	254	255	245.42
3	Punaloor	9.96	235	237	237	239	243	249	251	253	255	257	259	260	247.92
4	Pathanamthitta	.	245	248	249	250	253	259	261	265	268	269	271	271	259.08
5	Alappuzha	10.45	232	233	232	234	239	246	248	251	254	254	257	257	244.75
6	Kottayam	10.40	231	232	231	233	236	243	246	249	252	253	256	257	243.25
7	Mundakkayam	10.12	239	241	242	245	248	254	257	259	259	261	263	264	252.67
8	Munnar	10.03	227	228	229	230	233	238	238	239	240	240	242	243	235.58
9	Ernakulam	9.92	223	226	225	226	230	237	240	242	244	245	246	245	235.75
10	Chalakkudy	10.60	227	229	228	231	234	241	244	246	248	249	252	253	240.17
11	Thrissur	10.05	217	218	218	220	223	228	230	231	235	235	238	238	227.58
12	Palakkad	10.48	229	230	229	232	236	241	241	244	245	246	247	248	239.00
13	Malappuram	10.30	224	225	224	225	230	237	240	244	246	246	247	245	236.08
14	Kozhikode	10.08	223	225	225	227	231	238	241	244	247	249	249	247	237.17
15	Meppady	10.64	218	219	220	223	226	231	233	235	239	239	239	237	229.92
16	Kannur	10.06	224	227	228	229	233	240	243	246	247	248	250	251	238.83
17	Kasargod	.	231	234	236	239	243	250	252	256	259	261	264	260	248.58
<b>State Average</b>		.	228. 76	230. 65	230. 76	232. 82	236. 41	242. 65	244. 82	247. 24	249. 47	250. 59	252. 12	252. 12	241.53

2014															
	Name of Centre	Linking Factor	January	February	March	April	May	June	July	August	September	October	November	December	Average
1	2	3	4	5	6	7	8	9	10	11	12	13	14	15	16
1	Thiruvananthapuram	10.39	257	259	260	262	266	268	273	274	275	273	271	272	267.50
2	Kollam	10.28	257	263	263	266	266	267	271	272	272	273	271	271	267.67
3	Punaloor	9.96	262	263	264	267	269	271	275	276	276	277	275	275	270.83
4	Pathanamthitta	.	273	273	273	278	281	284	288	290	291	289	288	287	282.92
5	Alappuzha	10.45	258	258	260	265	269	272	276	277	278	277	278	277	270.42
6	Kottayam	10.40	258	257	257	261	265	269	272	274	275	273	271	271	266.92
7	Mundakkayam	10.12	265	265	265	269	273	276	280	282	282	281	280	279	274.75
8	Munnar	10.03	245	244	243	246	249	250	253	254	255	255	256	255	250.42
9	Ernakulam	9.92	246	248	250	255	258	261	265	268	269	268	268	269	260.42
10	Chalakkudy	10.60	255	254	255	259	263	267	270	272	273	271	272	272	265.25
11	Thrissur	10.05	240	239	239	242	245	248	251	253	254	252	251	251	247.08
12	Palakkad	10.48	248	247	248	252	256	259	262	263	264	263	261	262	257.08
13	Malappuram	10.30	247	247	246	251	254	258	261	262	263	261	260	261	255.92
14	Kozhikode	10.08	249	249	251	256	259	263	266	267	267	265	263	263	259.83
15	Meppady	10.64	239	239	238	241	243	247	250	252	252	253	253	254	246.75
16	Kannur	10.06	251	250	249	254	257	261	265	268	269	269	267	266	260.50
17	Kasargod	.	261	262	263	267	270	274	278	280	279	277	276	276	271.92
State Average		.	253. 59	253. 94	254. 35	258. 29	261. 35	264. 41	268. 00	269. 65	270. 24	269. 24	268. 29	268. 29	263.30

2015																
	Name of Centre	Linking Factor	January	February	March	*April	May	June	July	August	September	October	November	December	Average	Linking Factor. Base Year 2011-12=100
1	2	3	4	5	6	7	8	9	10	11	12	13	14	15	16	17
1	Thiruvananthapuram	10.39	274	272	273	131	133	136	135	135	136	136	137	139	170	2.11
2	Kollam	10.28	274	274	274	132	133	136	135	135	134	135	139	140	169	2.09
3	Punalur	9.96	277	277	277	133	134	136	135	135	134	135	139	140	171	2.10
4	Pathanamthitta	.	289	290	291	145	148	150	148	148	147	147	148	149	183	2.03
5	Alappuzha	10.45	278	277	277	137	138	140	138	137	135	136	138	142	173	2.05
6	Kottayam	10.40	273	274	273	133	135	138	138	139	139	139	140	141	172	2.08
7	Mundakkayam	10.12	280	280	278	131	134	135	135	134	133	134	135	136	170	2.17
8	Munnar	10.03	257	255	254	132	135	138	137	137	137	138	141	142	167	1.97
9	Ernakulam	9.92	272	272	272	135	136	137	137	136	136	136	137	138	170	2.03
10	Chalakkudy	10.60	275	274	273	137	139	141	141	140	139	139	143	145	174	2.00
11	Thrissur	10.05	252	251	250	136	137	139	138	138	137	138	139	140	166	1.87
12	Palakkad	10.48	263	262	262	127	129	131	130	129	130	130	131	132	163	2.09
13	Malappuram	10.30	263	262	262	133	134	137	136	133	132	132	134	136	166	2.00
14	Kozhikode	10.08	266	265	266	133	135	137	137	137	136	137	139	140	169	2.02
15	Meppady	10.64	256	256	257	136	138	141	140	138	137	138	139	140	168	1.93
16	Kannur	10.06	267	267	268	135	137	140	143	143	140	141	144	145	173	2.02
17	Kasargod	.	279	279	280	139	141	144	143	141	139	140	144	145	176	
State Average		.	270	270	270	134	136	139	138	137	137	137	139	141		
*Linking factor changed from April 2015																

2016															
	Name of Centre	Linking Factor	January	February	March	April	May	June	July	August	September	October	November	December	Average
1	2	3	4	5	6	7	8	9	10	11	12	13	14	15	16
1	Thiruvananthapuram	2.11	139	137	137	138	142	143	144	141	142	142	142	142	140.75
2	Kollam	2.09	136	137	138	147	141	141	141	141	140	139	140	141	140.16
3	Punalur	2.10	140	139	138	138	141	142	143	141	141	141	141	140	140.42
4	Pathanamthitta	2.03	149	151	150	151	153	154	154	153	152	151	151	152	151.75
5	Alappuzha	2.05	142	144	142	142	145	146	146	146	145	143	143	145	144.08
6	Kottayam	2.08	141	141	140	141	143	145	146	146	147	147	147	147	144.25
7	Mundakkayam	2.17	136	138	137	138	142	142	141	142	141	141	140	141	139.92
8	Idukki	1.97	142	142	141	142	145	145	146	144	144	144	145	145	143.75
9	Ernakulam	2.03	138	138	138	139	140	141	142	141	142	141	142	142	140.33
10	Chalakkudy	2.00	145	146	145	145	148	148	149	147	148	148	149	149	147.25
11	Thrissur	1.87	140	142	141	142	145	145	146	146	145	145	145	146	144
12	Palakkad	2.09	132	132	132	134	136	137	137	135	136	137	137	137	135.17
13	Malappuram	2.00	136	138	138	141	144	144	145	142	141	141	142	141	141.08
14	Kozhikode	2.02	140	143	141	142	145	146	146	145	145	145	146	146	144.17
15	Wayanad	1.93	140	143	140	141	144	144	144	143	143	144	144	144	142.83
16	Kannur	2.02	145	145	146	147	148	149	150	149	151	149	149	150	148.17
17	Kasargod	2.05	145	147	146	146	148	149	149	152	150	151	148	145	148
State Average			140	141	141	142	144	145	145	144	144	144	144	144	

2017															
	Name of Centre	Linking Factor	January	February	March	April	May	June	July	August	September	October	November	December	Average
1	2	3	4	5	6	7	8	9	10	11	12	13	14	15	16
1	Thiruvananthapuram	2.11	144	147	147	147	149	151	151	152	151	152	153	154	150
2	Kollam	2.09	143	147	147	147	147	148	149	150	149	149	151	150	148
3	Punaloor	2.10	143	145	146	146	147	150	150	149	148	150	151	151	148
4	Pathanamthitta	2.03	153	155	156	157	158	159	160	160	161	159	161	161	158
5	Alappuzha	2.05	148	148	148	148	149	154	156	156	155	156	157	158	153
6	Kottayam	2.08	149	151	150	151	152	153	153	154	156	156	157	157	153
7	Mundakkayam	2.17	143	143	142	144	145	148	149	148	148	149	148	148	146
8	Idukki	1.97	147	147	147	148	149	151	151	150	151	151	153	153	150
9	Ernakulam	2.03	145	146	146	147	148	149	149	150	150	150	151	151	149
10	Chalakkudy	2.00	152	153	152	152	154	156	156	156	156	155	156	156	155
11	Thrissur	1.87	148	148	147	148	148	150	152	151	152	152	153	153	150
12	Palakkad	2.09	138	140	141	141	141	142	142	144	145	145	145	145	142
13	Malappuram	2.00	147	148	145	146	148	152	153	150	150	150	150	151	149
14	Kozhikode	2.02	148	149	148	151	152	153	155	154	154	155	156	156	153
15	Wayanad	1.93	147	148	148	148	148	151	152	151	152	153	154	153	150
16	Kannur	2.02	154	154	154	155	155	156	158	161	160	160	157	158	157
17	Kasargod	2.05	146	147	147	150	155	161	159	156	157	157	157	158	154
State Average			147	148	148	149	150	152	153	152	153	153	154	154	

**Table – LXVI**  
**ALL INDIA CONSUMER PRICE INDEX FOR INDUSTRIAL WORKERS**      ( Base 2001=100)

Year	January	February	March	April	May	June	July	August	September	October	November	December	Average
2013	221	223	224	226	228	231	235	237	238	241	243	239	232
2014	237	238	239	242	244	246	252	253	253	253	253	253	247
2015	254	253	254	256	258	261	263	264	266	269	270	269	261
2016	269	267	268	271	275	277	280	278	277	278	277	275	278
2017	274	274	275	277	278	280	285	285	285	287	288	286	281

**ALL INDIA CONSUMER PRICE INDEX FOR AGRICULTURAL LABOURS**      ( Base 1986-87=100)

Year	January	February	March	April	May	June	July	August	September	October	November	December	Average
2013	694	700	704	711	719	729	740	754	759	766	777	765	735
2014	757	757	763	771	777	785	799	808	811	813	813	807	788
2015	804	803	803	805	811	820	822	832	839	849	853	853	825
2016	849	843	843	848	860	869	877	876	873	876	878	876	864
2017	870	869	866	870	872	877	884	894	893	901	905	900	883

**ALL INDIA CONSUMER PRICE INDEX FOR RURAL LABOURS**      ( Base 1986-87=100)

Year	January	February	March	April	May	June	July	August	September	October	November	December	Average
2013	695	701	705	711	720	730	741	753	759	766	777	766	735
2014	759	759	765	773	780	787	801	810	813	815	816	810	759
2015	808	806	807	809	816	824	827	836	843	853	857	857	829
2016	854	849	848	854	866	874	881	881	877	881	883	881	869
2017	876	874	872	876	878	884	890	900	899	907	910	906	889

**ALL INDIA CONSUMER PRICE INDEX (Cost of Living Index) FOR INDUSTRIAL WORKERS FOR THE PERIOD 2012-2017**

Name of Location	2012 (Base Year 2001 =100)												2013 (Base Year 2001 =100)											
	January	February	March	April	May	June	July	August	September	October	November	December	January	February	March	April	May	June	July	August	September	October	November	December
All India General Index	198	199	201	205	206	208	212	214	215	217	218	219	221	223	224	226	228	231	235	237	238	241	243	239
Ernakulam	190	191	191	194	196	199	202	202	203	204	205	212	179	179	179	181	183	184	187	187	191	189	189	188
Mundakkayam	197	196	202	209	211	212	216	217	220	221	224	231	189	186	186	186	191	193	192	191	193	192	194	196
Kollam	202	197	200	200	200	203	207	206	208	209	213	221	193	195	192	192	192	195	194	191	195	196	198	199
Name of Location	2014 (Base Year 2001 =100)												2015 (Base Year 2001 =100)											
	January	February	March	April	May	June	July	August	September	October	November	December	January	February	March	April	May	June	July	August	September	October	November	December
All India General Index	237	238	239	242	244	246	252	253	253	253	253	253	254	253	254	256	258	261	263	264	266	269	270	269
Ernakulam	232	236	238	244	247	247	252	254	255	255	254	256	258	256	256	258	263	264	265	262	259	258	261	263
Mundakkayam	254	255	254	258	263	267	274	272	270	268	268	267	268	268	267	269	273	275	274	271	273	277	283	286
Kollam	251	260	255	259	258	259	264	262	263	266	263	265	270	269	272	272	273	288	282	280	278	279	278	285

Name of Location	2016 (Base Year 2001 =100)												2017 (Base Year 2001 =100)											
	January	February	March	April	May	June	July	August	September	October	November	December	January	February	March	April	May	June	July	August	September	October	November	December
All India General Index	269	267	268	271	275	277	280	278	277	278	277	275	274	274	275	277	278	280	285	285	285	287	288	286
Ernakulam	267	266	261	265	272	271	267	270	268	270	269	272	278	277	279	282	286	291	294	292	295	297	298	297
Mundakkayam	286	280	274	276	281	285	280	277	275	283	282	285	288	292	293	298	299	302	302	299	303	304	304	301
Kollam	289	294	297	292	301	295	301	299	297	295	297	303	309	321	322	317	316	322	326	327	323	328	331	331



<b>21. PLANTATIONS IN KERALA</b>								
<b>DETAILS OF REGISTERED PLANTATIONS IN THIRUVANANTHAPURAM DISTRICT</b>								
<b>SL.No.</b>	<b>Name &amp; Address of Plantations</b>	<b>Name&amp; address of Owner/Manager</b>	<b>Extent</b>		<b>No. of workers</b>			<b>Remarks</b>
			<b>Area in Acres</b>	<b>Area in Hectares</b>	<b>Male</b>	<b>Female</b>	<b>Total</b>	
<b>1</b>	<b>2</b>	<b>3</b>	<b>4</b>	<b>5</b>	<b>6</b>	<b>7</b>	<b>8</b>	<b>9</b>
1	ponmudi tea estate, Ponmudi, Vithura	Managing Director, Ponmudi Tea Estate	358.11	144.983	15	9	24	
2	Merchiston Estate, Southern field ventures Pvt Ltd, Ponmudi	Director, Merchiston Estate, Ponmudi.P.O., Vithura (Via) Trivandrum	519.94	210.5	190	123	313	
3	Gokul Rubber Estate	Gokul Rubber & Tea Plantation Ltd., Modali Building, Muttambalam.P.O., Kottayam	242.06	98	17	0	17	
4	Bonacad Estate	Bonacad Estate, Vithura, Thiruvananthapuram	1378.57	558.125	19	13	32	
5	Lakshmy Estate	Lekshmy Estate, P.B. No.1, Vithura.P.O., Nedumangad, Thiruvananthapuram	209.95	85	17	0	17	
6	Braemore Estate	Superintendent, Braemore Estate, Idinjar.P.O., Nedumangad	764.74	309.61	14	11	25	
7	pothupara c rubber estate	7a vysanagar paruthippa muttada	6.99	2.83	1	0	1	
8	Ponmudi Rubber Estate	Mg. Director, Ponmudi Rubber Estate, Ponmudi.P.O., Thiruvananthapuram	249.99	101.21	16	0	16	
9	Mukkatumala B Estate	Maniparambil, Kanjirapally.P.O.	28.75	11.64	5	0	5	
10	Mukkatumala A Estate	Maniparambil, Kanjirapalli.P.O.	68.79	27.85	6	0	6	

11	Dhanam Plantation	Proprietor, Parayil house, Aanappara p.o. Vithura	32.33	13.09	14	5	19	
12	River view Rubber estate, Anappara P.O	Director, Riverview bungalow Anapparap.o. vithura	94.59	38.295	10	2	12	
13	Mukkattumala C Estate	Manniparambil kanjirappally p.o kottayam	27.17	11	6	0	6	
14	Pothupara A Rubber Estate, Cheeranikkara	7-A Vyasa Nagar, Paruthipara, Muttada P.O Thiruvananthapuram	8.99	3.64	2	0	2	
15	Little flower estate, Sambuthangi, Kottoor.	SAMBUTHANGI KOTTOOR P.O.	104.33	42.24	25	8	33	
16	Pothupara B Estate, Cheerinikkara	Dr.A.Sheelamoney, Kalloorvilla VN 7, Pothupara, TVM	8.99	3.64	2	0	2	
17	Malamari Estate, Daivappura	Narayanan Nair, Gopakumar, Dhanya, Sasthamangalam, TVM	200.00	80.97	3	0	3	
18	Oilpalm Plantation	Managing Director, Oilpalm Plantation India Ltd	605.15	245.00	162	100	262	
		<b>TOTAL</b>	<b>4909.43</b>	<b>1987.62</b>	<b>524</b>	<b>271</b>	<b>795</b>	

**DETAILS OF REGISTERED PLANTATIONS IN KOLLAM DISTRICT**

SL.No.	Name & Address of Plantations	Name& address of Owner/Manager	Extent		No. of workers			Remarks
			Area in Acres	Area in Hectares	Male	Female	Total	
1	2	3	4	5	6	7	8	9
1	Gee Gee Estate, Plachery.	ShemaOomman, Thekke- veetil, Puthenkavu, Chengannur.	47.75	19.33	2	0	2	Rubber
2	New Good Hope Estate ( east), Plachery	Dileep Oomman, Thekkeveetil, Puthenkavu, Chengannur	34.23	13.86	0	0	0	Rubber
3	New Hope West Estate, Plachery.	George Ummen, Thekkeveetil, Puthencavu, Chengannur	45.89	18.58	0	0	0	Rubber

4	Thalakode Estate, Yeroor, Bharatheepuram P.O.	Rachel Oommen, Thekkeveetil, Puthencavu, Chenganoor	26.97	10.92	0	0	0	Rubber Replanting
5	New Good Hope Estate ( West), Plachery	Dr. George Peter, Thekkeveetil, Puthenkavu, Chengannur	59.28	24.00	4	1	5	Rubber
6	New Hope Estate, Plachery.	Dr. George Peter, Thekkeveetil, Puthenkavu, Chengannur	45.89	18.58	3	4	7	Rubber
7	Good Hope Estate , Plachery.	Mrs. Thara Peter, Thekkeveetil, Puthenkavu, Chengannur.	81.02	32.80	3	9	12	Rubber
8	Oil Palm India Ltd, Kulathupuzha Estate, Dali P.O.	Mg. Director, Oil Palm India Ltd. Kodimatha, Kottayam.	963.30	390.00	32	42	74	Oil Palm
9	Oil Palm India Ltd, Yeroor Estate, Anchal Kulathupuzha Road, Bharatheepuram P.O.	Mg. Director, Oil Palm India Ltd. Kodimatha, Kottayam.	5013.78	2029.87	199	211	410	Oil Palm
10	Riya Estate & Resorts Ltd., Thenmala.	GMJ Thampi 23/Eden Bunglow, Hira Nandini Garden, Powa, Mumbai 400 176	206.00	83.40	30	15	45	Rubber
11	Graceland land estate, Yeroor, C.K. Thomas Mg. Director	S. Sunil Kumar, K.P. 14/640 Makham, Kumarapuram, Medical College. P.O., Thiruvananthapuram.	56.76	22.98	10	1	11	Rubber
12	Be Be Estate, Punalur	Mercy Oommen, Be Be bunglow, Nellippalli P.O., Punalur.	224.55	90.91	11	8	19	Rubber
13	Vilakkuvettaom Estate, Vilakkuvettom, Punalur	Mercy Oommen, Be Be Bunglow, Nellippally P.O., Punalur	122.96	49.78	16	6	22	Rubber
14	Kailasam Estate, Punalur, Maniyar P.O	Mercy Oommen, Be Be Bunglow, Nellippally P.O., Punalur	48.26	19.54	1	0	1	Rubber
15	Neelammal Estate, Punalur,	Mercy Oommen, Be Be Bunglow, Nellippally P.O., Punalur	245.10	99.23	0	0	0	Rubber

16	Puthuthandam estate, Karavalloor	Mercy Oommen, Be Be Bungalow, Nellippally P.O., Punalur	245.10	99.23	32	14	46	Rubber
17	Isfield Estate, Kazhuruthy, Manager	Manager, Harrisons Malayalam Ltd.	1641.78	664.69	157	162	319	Rubber
18	HML Venture Estate, Kazhuthurutty P.O.	Manager, Harrisons Malayalam Ltd.	1549.13	627.18	146	69	215	Rubber
19	HML Nagamala Estate, Kazhthurutty.P.O.	Manager, Harrisons Malayalam Ltd.	1453.20	588.34	161	120	281	Rubber
20	N.S.S. Estate, Pattazhi	General Secretary. N.S.S. Changanacherry	144.91	58.67	28	0	28	Rubber
21	Rajagiri Rubber & Produce Co. Ltd. Shaliacarry Estate, Punalur. Manager	Managing Director, Rajagiri Rubber & Produce Co. Ltd., Post Box No.4626, Panampally nagar, Kochi.	1521.50	615.99	143	85	228	Rubber
22	Rehabitation Plantation Ltd- Ayrnalloor Estate, Tholicode, Punalur	Managing Director, R P L Ltd., Punalur	1724.85	698.32	206	161	367	Rubber
23	Rehabitation Plantation Ltd- Kulathupuzha Estate,	Managing Director, R P L Ltd., Punalur	1541.18	623.96	376	373	749	Rubber
24	Chithalvetty Estate, State Farming Corporation of Kerala, Valakkode.P.O.	Managing Director, SFCK Ltd.,Alimukku, Vettithitta P.O. Punalur.	1892.71	766.28	176	300	476	Rubber
25	Cheruppittakavu Estate, State Farming Corporation of Kerala	Managing Director, SFCK Ltd.,Alimukku, Vettithitta P.O. Punalur.	1007.76	408.00	146	225	371	Rubber
26	Kumarakudy Estate, State Farming Corporation of Kerala Piravanthoor.P.O.	Managing Director, SFCK Ltd.,Alimukku, Vettithitta P.O. Punalur.	985.48	398.98	317	72	389	Rubber
27	Mullumala Estate,State FarmingCorporation of Kerala,	Managing Director, SFCK Ltd.,Alimukku, Vettithitta P.O. Punalur.	1041.06	421.48	106	155	261	Rubber
28	Travancore Rubber. & Tea.Co. Ltd., Ambanad Estate, Kazhuthurutty, Supdt. Ambanad Estate	Chairman TR& TeaCo. Ltd. PattomPalace P.O. Thiruvananthapuram-4	2698.82	1092.64	237	265	502	Rubber & Tea

29	Rockwood Estate, Kulathupuzha	Thomas Mathew, pathanamthitta	180.00	72.87	17	0	17	Rubber, coffee & Oil palm
30	Greenwood Estate, Kulathupuzha	Mr.Joseph & 7 others, Mannilpparampil, Kanjirappally	0.00	0	0	0	0	Rubber
31	Chenthuruni Estate, Kulathupuzha	Mr.Joseph & 7 others, Mannilpparampil, Kanjirappally	0.00	0	0	0	0	Rubber
32	Subrahmanyam Estate ( Padmavally estate ) Plachery P.O, Punalur	Managing Director, Powerhouse Road, Tholikode P.O, Punalur	27.00	10.93	4	0	4	Rubber
33	Vellimala Estate, Edaman, Vellimala, Punalur	M.A.Karim, Managing Partner, Agro Development Companies, Kollam	249.89	101.17	0	0	0	Rubber Fragmented
34	Priya Estate, Achankovil. Ampanadu P.O	Dr. Suresh, Kochukopil Veedu, Parumala P.O, Thiruvalla	493.78	199.91	0	0	0	Rubber & Tea
35	Anakkulam Estate (Parappady Estate), Channappetta P.O	P.C.Abraham, Managing Director, Veloorkkara, Kottayam	127.92	51.79	0	0	0	Rubber Fragmented
36	Bed Ford Estate, Aryancavu	GeorgeMathew, Poyanil House, Kozhencherry	75.95	30.75	4	1	5	Rubber
		<b>TOTAL</b>	<b>25823.77</b>	<b>10454.97</b>	<b>2567</b>	<b>2299</b>	<b>4866</b>	

#### DETAILS OF REGISTERED PLANTATIONS IN PATHANAMTHITTA DISTRICT

Sl.No.	Name & Address of Plantations	Name& address of Owner/Manager	Extent		No. of workers			Remarks
			Area in Acres	Area in Hectares	Male	Female	Total	
1	2	3	4	5	6	7	8	9
1	Thannithode Estate, Plantation Corporation Kerala,Thannithode.P. O., Konny.	Managing Director, Plantation Corporation Kerala Ltd.,	1727.39	699.35	70	84	154	

2	Kodumon Estate, Plantation Corporation of Kerala Ltd., Nedumonkavu, P.O., Koodal; (Via) Pathanamthitta	Managing Director, Plantation Corporation Kerala Ltd.,	2973.88	1204.00	370	298	668	
3	Chandnappally Estate, Plantation Corporation of Kerala Ltd., Nedumoncavu.P.O. (Via) Koodal	Subairkhan, Managing Director, Plantation Corporation Kerala Ltd.,	4107.61	1663.00	199	239	438	
4	K.F.D.C. Gavi Division, Cardamam Project, Gavi P.O., Vandiperiyar.	Regional Manager, K.F.D.C. Ltd., Aranyakam, Karapuzha, Kottayam.	815.40	330.12	74	109	183	
5	Rubber Board Central Experiment station, Chethekal. Thompikandom P.O. Ranni	Director, Rubber Research Institute of India, Kottayam.	629.36	254.80	117	63	180	
6	Kumbuzha Estate, Harrisons Malayalam Ltd., Malayalappuzha Eram P.O. Pathanamthitta,	Managing Director, Harrisons Malayalam Ltd., Bristow road, Willington Island. Cochiin.	2587.65	1047.63	159	204	363	
7	Konney Estate, Harrisons Malayalam Ltd., Kallelythottam P.O., Pathanamthitta.	Managing Director, Harrisons Malayalam Ltd., Bristow road, Willington Island. Cochin.	2626.30	1063.28	169	131	300	
8	Harrisons Malayalam Ltd., Lahai Estate, Ranni- Perinad.P.O., Pathanamthitta	Managing Director, Harrisons Malayalam Ltd., Bristow road, Willington Island. Cochin.	2121.73	859.00	148	180	328	
9	Perianad Estate, Midland Rubber & Produce Co. Ltd., Maniyaru P.O, Pathanamthitta	Managing Director, Midland Rubber & Produce Company Ltd.,P.B. No.1685,Panampally Nagar.	858.25	347.47	101	25	126	
10	Rajagiri Estate, ( Rajagiri Rubber Produce Co. Ltd.) , Nirathupara P.O., Koodal	K.Suresh, Managing Director, Rajagiri Rubber Produce Co. Ltd., Beach Road, Alappuzha	750.88	304.00	118	13	131	

11	Koothattukulam Rubber Estate, Karikayam P.O. , Chittar.	Mg. Director, Velimalayil Rubber Co. Ltd., koothattukulam Estate, Karikayam P.O. Chitar, Kottayam-1	740.43	299.77	24	9	33	
12	Chemmani Estate, Chengara P.O., Konni.	Managing Director, Vanchinad Rubber & Produce Co. Ltd., Mannipparambil, Kanjirappally	229.98	93.11	34	14	48	
13	Arayanpara 'A' Estate. Kunnam, Vechoochira.	Mg. Director, West Coast Industrial Co. Ltd., Kuttapuzha.P.O. Thiruvalla.	213.01	86.24	14	0	14	
14	Bethany Estate, Ranni-Perunadu	Father Superior, Bethany Ashram, Pathanamthitta.	121.65	49.25	7	0	7	
15	N.S.S. Estate, Noorokod, Vechoochira.P.O., Pathanamthitta	Gl. Secretary, Nair Service Society, Perunna, Changanacherry	226.62	91.75	20	2	22	
16	N.S.S Estate, Dayanandapuram, Vadakkadathukavu	Gl. Secretary, Nair Service Society, Perunna, Changanacherry	19.12	7.74	3	0	3	
17	Amalagiri Estate, Paranthal P.O., Pandalam.	ArchBishop of Trivandrum Archbishop's House, Pattom, Trivandrum	80.03	32.40	3	0	3	
18	State Farming Corporation of Kerala Ltd. Nilakkal Estate,	Administrative Officer, Travancore Devaswam Board, SFCK Nilackal Estate, Nilackal.	272.98	110.52	18	14	32	
19	Thalikkara Estate, Ranni-Perunadu	Mother Superior, Bethany convent, Ranni, Perunad	73.83	29.89	7	0	7	
20	VKL Estate India Ltd., Vadakkekara, Chittar P.O., Ranny, Pathanamthitta,	Varghese Kurian, M.D. Ist Floor, anjana Complex, Vytilla, Aroor Road, Kundanoor.P.O., EKM	57.82	23.41	5	0	5	

21	PVL Plantations, Chittar, Ranni, Pathanamthitta	Varghese Kurian & Lizyamma Kurian, Puthenpurackal House, Kumaramperoor, Vadasserikkara, Seethathode, Pathanamthitta	19.76	8.00	2	0	2	
22	Lijo Plantations, Chittar, Pathanamthitta,	Varghese Kurian, Puthenpurackal, HouseKumaramperoor, Vadasserikkara, Seethathode, Pathanamthitta	3.29	1.33	1	0	1	
23	Leo Plantations, Chittar, Pathanamthitta,	Lizyamma Kurian, Puthenpurackal HouseKumaramperoor, Vadasserikkara, Seethathode, Pathanamthitta	12.35	5.00	1	0	1	
24	K.C.G Estate, (Anand Varghese), Chittar P.O., Chittar.	KCGVarghese, Elizabeth Varghese, No.11, 4th Main Road, NehruNagar, Chennai- 20	3.00	1.21	0	0	0	
25	KCG Estate, (Asok Varghese) Chittar P.O., Chittar.	Asok Varghese,NO.11 Main Road, Nehru Nagar, Chennai-20	3.00	1.21	0	0	0	
26	KCG Estate, (Elizebeth Varghese) Chittar P.O., Chittar.	Elizebeth Varghese,NO.11 Main Road, Nehru Nagar, Chennai-20	3.00	1.21	0	0	0	
27	HETC Estate, ( Anand Jacob Varghese), ChittarP.O., Chittar.	Anand Jacob Varghese,NO.11 Main Road, Nehru Nagar, Chennai-20	8.00	3.24	0	0	0	
28	Sky Green Plantations, Punnammoodu P.O, Koodal, Pathanamthitta	Jagan.T, Managing Director, Thevervelil House, Ettichuvadu P.O, Kottayam.	279.11	113.00	34	12	46	
29	Noble Trust, Perunadu P.O., Ranni, Kottayam	John.P.Kurian, Manager, M/S B..C.Cheruvally Estate, Erumeli P.o, Kottayam.	65.63	26.57	4	0	4	
30	Restoration Trust, Perunadu P.O, Ranni, Erumeli P.O., Kottayam	Perunadu P.O, M/S.B.C.Cheruvalli Estate, Ranni, Erumeli P.O., Kottayam	30.13	12.20	3	0	3	



31	Therakattu Plantations, Elikode, Nirathupara.P.O., Koodal, Pathanamthitta.	Koshy, T. Cherian, Therakathu Bungalow College Road, Pathanamthitta	23.17	9.38	5	0	5	
		<b>TOTAL</b>	<b>21684.35</b>	<b>8779.09</b>	<b>1710</b>	<b>1397</b>	<b>3107</b>	
<b>DETAILS OF REGISTERED PLANTATIONS IN ALAPPUZHA DISTRICT- NIL</b>								
<b>DETAILS OF REGISTERED PLANTATIONS IN KOTTAYAM DISTRICT</b>								
Sl.No.	Name & Address of Plantations	Name& address of Owner/Manager	Extent		No. of workers			Remarks
			Area in Acres	Area in Hectares	Male	Female	Total	
1	2	3	4	5	6	7	8	9
1	Mundakkayam Estate, Harrisons Malayalam Ltd.,Mundakkayam P.O., Kottayam	Managing Director, Harrisons Malayalam Ltd., Bristow road, Willington Island. Cochiin.	1411.85	571.60	101	74	175	
2	B.C.Cheruvally Estate, P.B.No.2, Erumeli.P.O	John.P.Kurian, Manager, B.C.Cheruvally Estate, P.B.No.2, Erumeli.P.O	2078.28	841.41	196	139	335	
3	Kuttikal Estate,Thalunkal P.O.,Koottickal , Mundakkayam, 686 514.	Varkey George, Managing Director, Ancheril Bank Building, Kottayam.	918.42	371.83	52	57	109	
4	Vengathanam Estate, Oorackanadu,P.O. Parathode, Mundakkayam, Kottayam.	P.T. Joseph managiing Director, The Tropical Plantations Ltd. Vellanadi Estate,Mundakkayam P.O., Kottayam.	1105.82	447.70	78	62	140	
5	Teekoy Estate, Teekoy Rubbers(P) Ltd., Teekoy Estate, Teekoy.P.O.	Thomas Joseph, Managing Director,Teekoy Rubbers(P) Ltd., Teekoy Estate, Teekoy.P.O., Pala	930.50	376.72	10	0	10	
6	Vellanadi Estate, Mundakkayam P.O., Kottayam.	P.T. Thomas, Managiing Director, The Tropical Plantations Ltd. Vellanadi Estate,Mundakkayam P.O., Kottayam.	752.12	304.50	72	72	144	

7	Pazhoothadam Estate, Parathodu P.O., Kanjirappally.	Joseph Thomas, Executive Director, The Kuttanad Rubber Company Ltd., Kelachandra Nagar, Chingavanam P.O., Kottayam.	445.19	180.24	33	21	54	
8	Erumeli Estate, Propose. P.O. Erumeli	P.A. Eapen, Managing Director, Travancore Rubbers Ltd., Kottayam.	714.26	289.18	44	39	83	
9	Chittady Estate, Chittadi. P.O., Parathode, Mundakkayam.	P.T. Joseph, Managing Director, The Tropical Plantations Ltd. P.B.No.4, Kottayam.	1311.17	530.84	39	44	83	
10	Kudukkavally Estate, Propose. P.O. Erumeli	Father Thomas Thuruthippadiyil, Kudukkavally Estate, Propose P.O, Erumeli	148.20	60.00	15	9	24	
11	Koovappally Rubber Estate, St. Dominic's Cathedral, P.B. No. 83, Kanjirappally.	The Vicar, St. Dominic's Cathedral, P.B. No. 83, Kanjirappally.	152.40	61.70	14	3	17	
12	Mampady Estate, Puthuparampil Agencies Pvt. Ltd. Kanimala P.O., Erumeli.	P.J. Chacko, Managing Director, Puthuparampil, 31st Mile, Mundakkayam.	154.99	62.75	25	3	28	
13	Chembakapara Estate, K.V.I. Estate(P) Ltd., Erumeli. P.O., Kottayam.	K.V. Chacko, K.V.T. Estate(P) Ltd., Kalathipadi, Vadavathoor. P.O., Kottayam	449.24	181.88	5	0	5	
14	Chenappady Rubber Estate, Vizhikkithodu P.O., Kanjirappally, Kottayam.	K.V. Chacko, K.V.T. Estate(P) Ltd., Kalathipadi, Vadavathoor. P.O., Kottayam	165.49	67.00	14	12	26	
15	Panampunna Estate, Vazhoor East P.O., Kottayam.	Abraham. K. Thomas, Kurrichimala House, Panampunna, Kottayam.	141.98	57.48	8	0	8	
16	Rubber Research Institute Experimental Farm Division (Rubber Board), Puthuppally, Kottayam.	Director, Rubber Research Institute of India, Rubber Board. P.O., Puthuppally, Kottayam.	141.98	57.48	11	9	20	

17	Kollamkulam 'C' Estate, Kollamkulam, Parathode.P.O., Kanjiappally, Kottayam	Mrs. Mary Sunil, Kollamkulam House, Velichayani, Parathode P.O.	46.93	19.00	3	0	3	
18	RB Central Nursery, Mukkada P.O., Karikkattoor. 678 582	Director, Rubber Board, Keezhikkunnu P.O., Kottayam.	49.99	20.24	41	63	104	
19	N.S.S. Estate, Karukachal, P.O., Karukachal.	General Secretary, Nair Service Society, Perunna, Changanasserry.	40.98	16.59	13	0	13	
20	N.S.S. Estate, Mylady, Karukachal P.O., Karukachal.	General Secretary, Nair Service Society, Perunna, Changanasserry	21.07	8.53	2	0	2	
		<b>TOTAL</b>	<b>11180.87</b>	<b>4526.67</b>	<b>776</b>	<b>607</b>	<b>1383</b>	

#### DETAILS OF REGISTERED PLANTATIONS IN IDUKKI DISTRICT

SL.No.	Name & Address of Plantations	Name& address of Owner/Manager	Extent		No. of workers			Remarks
			Area in Acres	Area in Hectares	Male	Female	Total	
1	2	3	4	5	6	7	8	9
1	Lakshmi Estate, Munnar P.O., Munnar.	Managing Director, K,D.H.P. Company(P) Ltd. Munnar	5115.47	2071.04	478	703	1181	
2	Nullathanni Estate, Munnar P.O., Munnar.	Managing Director, K,D.H.P. Company(P) Ltd. Munnar	8110.92	3283.78	627	999	1626	
3	Nyamakkad Estate, KDHP(P) Ltd, Munnar.	Managing Director, K,D.H.P. Company(P) Ltd. Munnar	9163.70	3710.00	455	674	1129	
4	Guderal Tea Estate, Munnar P.O., Munnar.	Managing Director, K,D.H.P. Company(P) Ltd. Munnar	8711.69	3527.00	650	851	1501	
5	Madupatty Estate, KDHP (P) Ltd, Madupatty	Managing Director, K,D.H.P. Company(P) Ltd. Munnar	7269.21	2943.00	558	791	1349	
6	Gundumally Tea Estate, KDHP (P) Ltd, Munnar.	Managing Director, K,D.H.P. Company(P) Ltd. Munnar	9346.80	3784.13	717	639	1356	
7	Chunduvurrai Estate, Yellappetty P.O. Chunduvurrai.	Managing Director, K,D.H.P. Company(P) Ltd. Munnar	10212.29	4134.53	816	937	1753	
8	Pallivasal Estate, Tata Global Beverages Ltd, Pallivasal.	Managing Director, TATA Global Beverages Ltd., Munnar	1499.29	607.00	230	315	545	

9	Lock-hart Estate,HML, Devikulam P.O., Devikulam.	Mr.N.Dharmaraj, Director, HML, Bristuv Road W.Island, Cochi	1593.15	645.00	158	254	412	
10	Talayar Tea Co.Ltd., Talayar Estate, Talayar P.O.	Mr.Sreedharan, Managing Director, Wood Briar Group, Coimbatore	2521.87	1021.00	256	276	532	
11	KFDC Ltd., Munnar.P.O., Cardamon Project, Mankulam.	Regional Manager, K.F.D.C., Aranyakom,Karappuzha , Kottayam	269.23	109.00	45	21	66	
12	KFDC Ltd.,Kadalar Unit, Mankulam P.O., Kadalar	Regional Manager, K.F.D.C., Aranyakom,Karappuzha , Kottayam	95.84	38.80	6	8	14	
13	Kallarvalley Cardamom estate, Kallar- Vattiyar P.O.	Prakash Challa,Challa mall 8th floor No.II Thyagaraja Road T. Nagar,Chennai.	281.58	114.00	19	21	40	
14	Lucky Estate, Kallar, VattiyarP.O.	T V George Thuruthiyil, Kallar-Vattiyar P.O.	14.82	6.00	5	3	8	
15	Palamadam Estate, Kallar- Vattiyar P.O.	Sulphan Muhammad kutty, K.C. Joseph Road 8 th Cross road, Panampilly Nagar, Cochin	66.69	27.00	7	8	15	
16	Makayiram Plantations Ltd., Devikulam, Munnar.P.O.	T V Narayanankutty, Managing Director, GCDA Appartments Gandhinagar Cochin.	51.74	20.95	5	18	23	
17	E.V.M. Plantations, Kallar-Vattiyar P.O.	Jose Mathew, edakkattukudi house, Trikkariyoor P.O. Kothamangalam.	22.23	9.00	5	3	8	
18	Johnson estate, Kallare- Vattiyar P.O.	George Antony, Pothanikkad (H), Kothamangalam.	70.00	28.34	5	17	22	
19	U.C.L. Estate, Kallar-Vattiyar P.O.	Ciril Issac, Kureethadam House, Elenji	111.99	45.34	3	27	30	
20	Pulimoottil Estate, Letchmi colony, Munnar P.O	Luke Stephen, Pulimoottil House, Thodupuzha P.O., Thodupuzha.	14.99	6.07	3	20	23	
21	Sreelakshmi Cardamom Estate, Pothemedu P.O. Munnar.	R. Rajagopal, Rajalakshmi Cardomom Estate Pothamedu P.O.	34.58	14.00	7	7	14	
22	St. Thomas Estate, Kallar-Vattiyar P.O.	Manager, St.Thomas Estate, Kallar	76.00	30.77	12	34	46	

23	Bio-tech Plantations, Kallar-Vattiyar	P.I. Kunjachan, Puthussery House, GCDA Colony, Thottakkattukara P.O., Aluva.	19.76	8.00	0	8	8	
24	Good Earth Plantations, Pothamedu P.O., Munnar.	I.K. Sasi Thekkethalackal, Santhigram P.O., Kattappana.	30.01	12.15	1	13	14	
25	Das Plantations, Kallar-Vattiyar P.O.	C.M. Bhadrar, Chettiparambil House, Edappally P.O., Edappally.	205.01	83.00	4	30	34	
26	V.T.J. Estate, Letchmi Colony, Munnar P.O.	Paul Raj, Puthenpurackal House, Mangalath Lane, Thevara, Cochin.	25.00	10.12	8	9	17	
27	St. Antony's Estate, Letchmi Colony, Munnar P.O.	George Antony, Pothanikkad House, Kothamangalam.P.O., Kothamangalam.	45.00	18.22	4	12	16	
28	VNR Estate, Kallar- Vattiyar P.O.	Sri.Sadanandan, New Ambady Bengalavu, Pannivizha P.O, Adoor.	76.00	30.77	32	13	45	
29	Ethen Plantations, Letchmi Colony, Munnar	Biju Varghese, Thaiparambil House, Ramakkalmedu	39.52	16.00	9	10	19	
30	Meenakshi Estate, 3rd Mile, Pallivasal	Joseph J Violet, M/s. Meenakshi Estate, Pallivasal	65.21	26.40	12	15	27	
31	GFA Estate, 3rd Mile, Pallivasal	K.P.Yohannan, President, Gospel for Asia, Manjali P.O, Thiruvalla	146.35	59.25	18	1	19	
32	Alfa Nature, Cardamom Estate, Letchmi Colony, Munnar P.O	Paul Raj, Puthenpurakkal House, Thevara, Kochi.	39.52	16.00	4	5	9	
33	Ambady Estate, 3rd Mile, Pallivasal	Dr. Rajesh Madanan, Managing Director, Pallivasal P.O.	29.64	12.00	6	9	15	
34	Tass Hill Plantations, Cumbummettu Division, Cumbummettu P.O.	Smt. Vimala Pervez, Kallivayalil, Kuttikkanam.P.O., Peermade	44.19	17.89	12	13	25	
35	Edappookalam Coffee Estate, Ayyappankovil, K.Chapath P.O.	T.D. Mathew, Edappookalam Coffee Estate, AyyappanKovil, K.Chapath P.O.	144.96	58.69	13	10	23	

36	Poomala Estate, Ayyappancoil, K.Chappath P.O.	Abraham Oommen, Mg. Partner, Puthet, Kallooparambil, Pakki.P.O. 686012.	172.90	70.00	10	10	20	
37	Malabar Agricultural Co. Ltd., Karikulam & Allardy Estate, K. Chappath P.O	George M. Thomas Malabar Agricultural Co. Ltd., Karikulam & Allardy Estate, K. Chappath P.O	402.86	163.10	9	6	15	
38	Thomson Estate, K.Chappath P.O, Idukki-685506,	Sri. Biju Varghese Thomas, Kuttiparambil House, Vadavathoor.P.O. Kottayam-10	100.79	40.81	11	9	20	
39	Pampadumpara Estate, Pampadumpara P.O.	S.B. Prabhakaran, Pampadumpara Estate, Pampadumpara P.O.	225.69	91.37	12	18	30	
40	Devagiri Estate & Cauvery Estate, Pampadumpara P.O.	S.B.Shankar, Devagiri Estate & Cauvery Estate, Pampadumpara P.O.	411.01	166.40	24	18	42	
41	Amaravathy Estate, Pampadumpara P.O.	Kanakavalliammal, Amaravathy Estate, Pampadumpara P.O.	189.98	76.92	11	20	31	
42	Sholayar Estate, Pampadumpara P.O.	S.B. Prabhakaran, Sholayar Estate, Pampadumpara P.O.	177.77	71.97	11	16	27	
43	Udhanshram Estate, Anavilasom.P.O., Kumaly	Fr. Orfio Suzzi, President & Counsior Udhanshram, Anavilasom.P.O	175.00	70.85	18	12	30	
44	Periakanal Estate, Tata Global Beverages Ltd., Chinnakanal P.O.	M.S. Sangeetha Thalvar, Tata Global Beverages Ltd., Chinnakanal P.O.	1279.11	517.86	300	312	612	
45	Upper Surrianalle Estate, Chinnakanal, Surinallee.P.O	Manager, Upper Surrianalle Estate, Harrisons Malayalam Ltd., Surinallee.P.O	1563.93	633.17	300	400	700	
46	Panniar Estate, Panniar Estate.P.O., Devikulam	Manager, Harrisons Malayalam Ltd., Panniar Estate P.O.	760.49	307.89	234	270	504	
47	Sanjose Tea Estate, Kailasnadu P.O., Nedumkandam.	Scaria Jose, Sanjose Tea Estate, Kailasnadu P.O., Nedumkandam.	112.53	45.56	8	7	15	
48	Rathan Plantations, K.Chappath P.O.	Sounder Rajan, Rathan Plantations, K.Chappath P.O.	485.75	196.66	56	43	99	

49	Johnson Plantations, Pottankadu P.O., Iruttala	George Antony,Pottankadu P.O., Iruttala	173.35	70.18	17	23	40	
50	Muthukkad Estate/Mass enterprises Ltd, Chinnakanal P.O.	T.T. Jose, M.D. Mass Enterprises Ltd., Chinnakanal P.O.	305.14	123.54	14	16	30	
51	St.Antony Estate, Pooppara P.O	M.D, St. Antony Estate	101.27	41.00	4	12	16	
52	Gudampara Estate, Santhanpara P.O., Poopara	Thomas Micheal, Gudampara Estate, Santhanpara P.O., Poopara	449.12	181.83	5	23	28	
53	Gloria Farm, Santhanpara.	M.D, Gloria Farm	383.89	155.42	15	19	34	
54	Kanam Cardamom Estate, Santhanpara.Puthad y P.O.	George Varghese, Kanam Cardamom Estate, Santhanpara, Puthady.P.O.	66.84	27.06	3	2	5	
55	Kanam Cardamom Estate, Santhanpara.Puthad y P.O.	George Varghese, Kanam Cardamom Estate, Santhanpara, Puthady.P.O.	24.00	9.72	2	2	4	
56	Kanam Cardamom Estate, Santhanpara.Puthad y P.O.	George Varghese, Kanam Cardamom Estate, Santhanpara, Puthady.P.O.	12.83	5.19	2	0	2	
57	Kanam Cardamom Estate, Santhanpara.Puthad y P.O.	George Varghese, Kanam Cardamom Estate, Santhanpara, Puthady.P.O.	12.08	4.89	6	4	10	
58	Alagakumar Estate,N.R.City P.O., Rajakkad,	A.S.R.Alagakumar, Pankajam Hosue, Bodinaykannoor, Madurai Dist. TamilNadu	43.05	17.43	5	4	9	
59	Alagakumar Estate,N.R.City P.O., Rajakkad,	A.S.R.Alagakumar, Pankajam Hosue, Bodinaykannoor, Madurai Dist. TamilNadu	39.57	16.02	4	3	7	
60	P.G.F. Ltd., Kalkoonthal, Nedumkandom.P.O.	Bhuvanendra,P.G.F. Ltd., Kalkoonthal, Nedumkandom.P.O.	113.20	45.83	12	17	29	
61	Keezhanjalil Estate, Kalkoonthal, Nedumkandom P.O.	Sri. Thomas Tharian, Keezhanjali Estate, Kalkoonthal, Nedumkandom P.O.	35.28	14.28	3	4	7	

62	Evergreen Plantation, Puliyanmala P.O.	Dr. Mathew Samuel Evergreen Plantation, Puliyanmala.P.O., Kattappana	81.56	33.02	12	15	27	
63	Indian Cardamom Research Institute , Myladumpara	Deputy Director, Spices Board, Myladumpara, Kylasanadu.P.O., Idukki	86.05	34.84	23	33	56	
64	Cardamom Research Station, Pampadumpara P.O.	Registrar kerala Agriculatural Univeristy, Vellankara.P.O. Thrissur.	160.15	64.84	14	18	32	
65	Kollamkulam Estate, Puliyanmala P.O.	M.S. Meyyappan, Puliyanmala, Idukki	56.81	23.00	3	4	7	
66	Sangeetha Estate, Puliyanmala P.O.	Vijayappan Nair, Sangeetha Estate, Puliyanmala P.O.	60.05	24.31	7	10	17	
67	Edassery Estate, Pampupara P.O. Chakkupallom,	Smt. C.P. Maggi, E. J Davis Edassery Estate Pampupara.P.O., Vandanmedu	18.99	7.69	3	9	12	
68	Edassery Estate, Pampupara P.O. Chakkupallom,	Smt. C.P. Maggi, E. J Davis Edassery Estate Pampupara.P.O., Vandanmedu	15.20	6.15	2	1	3	
69	Ramagiri Estate, Vandanmedu, Pampupara P.O., Mangaladevi.	Valsala Kumar, Ramagiri Estate.	15.49	6.27	4	2	6	
70	Ramagiri Estate, Vandanmedu, Pampupara P.O., Mangaladevi.	Valsala Kumar, Ramagiri Estate.	15.49	6.27	3	3	6	
71	Ramagiri Estate, Vandanmedu, Pampupara P.O., Mangaladevi.	Valsala Kumar, Ramagiri Estate.	16.03	6.49	3	2	5	
72	Ramagiri Estate, Vandanmedu, Pampupara P.O., Mangaladevi.	Valsala Kumar, Ramagiri Estate.	16.03	6.49	3	4	7	
73	V.S.C Estate, Vandanmedu, Pampupara P.O.	Selvi.C. Deepa and Selvi Silpa V.S.C. Estate, Mangaladevi, Pampurayil.P.O.	17.12	6.93	6	3	9	
74	J.M.J. Plantation, Pampupara P.O., Chittampara	Davis Michael	45.50	18.42	3	22	25	
75	Rajakkad Estate (C.K.C Estate), Rajakkad P.O.	C.K.Chellappan, Rajakkad Estate	12.89	5.22	5	3	8	



76	Rajakkad Estate (C.K.C Estate), Rajakkad P.O.	C.K.Chellappan, Rajakkad Estate	30.45	12.33	7	4	11	
77	Rajakkad Estate (C.K.C Estate), Rajakkad P.O.	C.K.Chellappan, Rajakkad Estate	35.00	14.17	6	4	10	
78	Rajakkad Estate (C.K.C Estate), Rajakkad P.O.	C.K.Chellappan, Rajakkad Estate	19.00	7.69	7	3	10	
79	Rajakkad Estate (C.K.C Estate), Rajakkad P.O.	C.K.Chellappan, Rajakkad Estate	28.88	11.69	2	2	4	
80	Rajakkad Estate (C.K.C Estate), Rajakkad P.O.	C.K.Chellappan, Rajakkad Estate	15.00	6.07	4	3	7	
81	Rajakkad Estate (C.K.C Estate), Rajakkad P.O.	C.K.Chellappan, Rajakkad Estate	26.96	10.92	2	5	7	
82	Rajakkad Estate (C.K.C Estate), Rajakkad P.O.	C.K.Chellappan, Rajakkad Estate	25.52	10.33	5	3	8	
83	Rajakkad Estate (C.K.C Estate), Rajakkad P.O.	C.K.Chellappan, Rajakkad Estate	34.00	13.77	7	4	11	
84	S.M.S.A. Estate, , Sulthana, Chenkara.P.O.	Mohammed Ibrahim.K.S., Manager, S.M.S.A. , Sulthana, Chenkara.P.O.	107.00	43.32	5	8	13	
85	Rajakkad Cardamom Estate, 300 Acre N.R. City P.O.	S. Subramaniam Ram Raj , Bodinayakannoor, Madurai Dist. TamilNadu	40.02	16.20	3	3	6	
86	Rajakkad Cardamom Estate, 300 Acre N.R. City P.O.	S. Subramaniam Ram Raj , Bodinayakannoor, Madurai Dist. TamilNadu	41.75	16.90	3	2	5	
87	K.P.K.M. Estate, Sulthania Estate, Chenkara.P.O., ,	KPK Muhammed, Proprietor,K.P.K.M. Estate, Sulthania Estate, Chenkara.P.O.	15.40	6.23	4	7	11	
88	M.R. Estate, Sulthania Chenkara.P.O.	M. Rokkiah Ammal M.R.. Estate, Sulthania Chenkara.P.O	10.67	4.32	2	4	6	
89	K.A.R. Estate, Sulthania , Chenkara.P.O.,	K.A. Ibrahim Khan Proprietor, KAR Estate, Sulthania , Chenkara.P.O.,	8.00	3.24	1	4	5	
90	K.S.M. Estate, Sulthania, Chenkara.P.O.	K.A. Ibrahimkhan, K.S.M. Estate, Sulthania, Chenkara.P.O.	10.67	4.32	1	3	4	

91	K.M.S. Estate, Sulthania, Chenkara.P.O.	Ahammed Meeran, K.S.M. Estate,	14.39	5.83	1	1	2	
92	K.M.Y. Estate, Sulthania , Chenkara.P.O.,	K.Muhammd Fathima,K.M.Y. Estate, Sulthania , Chenkara.P.O.,	14.39	5.83	1	1	2	
93	K.S.A. Estate, Sulthania , Chenkara.P.O.,	S. Sarammal, Proprietor K.S.A. Estate, Sulthania , Chenkara.P.O.,	14.39	5.83	2	4	6	
94	M.M.F.. Estate, Sulthania , Chenkara.P.O.,	M. Muhammed Fathima, Proprietor M.M.F.. Estate, Sulthania , Chenkara.P.O.,	9.59	3.88	2	2	4	
95	K.M.H... Estate, Sulthania , Chenkara.P.O.,	K Muhammed Habibullah, Proprietor K.M.H.Estate, Sulthania , Chenkara.P.O.,	11.89	4.81	2	6	8	
96	M.K.M.. Estate, Sulthania , Chenkara.P.O.,	M. Khader Meeran, Proprietor M.K.M.Estate, Sulthania , Chenkara.P.O.,	8.00	3.24	1	3	4	
97	A.S.L.. Estate, Sulthania , Chenkara.P.O.,	K.Muhammd Habeebulla	8.00	3.24	1	3	4	
98	Rajakkad Cardamom Estate,Rajakkad P.O. Udumbanchola.	Ramraj Kumar & Anne Aleyamma, Pankajam House, Bodinayakannur 626 513 Madurai Dist.	40.02	16.20	2	3	5	
99	Corpus Christy Estate, Udumbanchola, Chittampara, Pampuparai.P.O.	Jeena	18.22	7.38	2	4	6	
100	Pathinipara Estate, Pampadumpara.P.O. 685556	V.C. S. Rajan, Mg. Partner, Pathinipara Estate,	120.00	48.58	8	13	21	
101	Shaju Plantations, Anayirankal.P.O.,	K.K. Thomas Mg. Partner, Shaju Plantations, Anayirankal.P.O	76.00	30.77	10	13	23	
102	Elavanam Estate, Pampupara.P.O., Vandanmedu-68551,	Sri. Mani.M. , Elavanam Estate, Pampupara, P.O., Vandanmedu	16.60	6.72	3	2	5	

103	Elavanam Estate, Pampupara.P.O., Vandanmedu-68551,	Sri. Mani.M. , Elavanam Estate, Pampupara, P.O., Vandanmedu	19.19	7.77	2	3	5	
104	Elavanam Estate, Pampupara.P.O., Vandanmedu-68551,	Sri. Mani.M. , Elavanam Estate, Pampupara, P.O., Vandanmedu	26.97	10.92	3	6	9	
105	Elavanam Estate, Pampupara.P.O., Vandanmedu-68551,	Sri. Mani.M. , Elavanam Estate, Pampupara, P.O., Vandanmedu	18.00	7.29	4	2	6	
106	Elavanam Estate, Pampupara.P.O., Vandanmedu-68551,	Sri. Mani.M. , Elavanam Estate, Pampupara, P.O., Vandanmedu	17.50	7.09	3	2	5	
107	Elavanam Estate, Pampupara.P.O., Vandanmedu-68551,	Sri. Mani.M. , Elavanam Estate, Pampupara, P.O., Vandanmedu	18.97	7.68	4	2	6	
108	Vellimala Estate, Vandanmedu 68551,	Mathew Scaria, Pottenkulam, Vellimala, Vandanmedu	24.00	9.72	3	6	9	
109	Sumeru Plantations, Mavady.P.O., Kalkoonthal, Nedumkandom.	M.M. Mani, Proprietor, Sumeru Plantations, Kalkoonthal, Mavady.P.O., Nedumkandom	79.00	31.98	4	2	6	
110	Sumeru Plantations, Mavady.P.O., Kalkoonthal, Nedumkandom.	Proprietor, Sumeru Plantations, Kalkoonthal, Mavady.P.O., Nedumkandom	51.25	20.75	3	2	5	
111	Sumeru Plantations, Mavady.P.O., Kalkoonthal, Nedumkandom.	Proprietor, Sumeru Plantations, Kalkoonthal, Mavady.P.O., Nedumkandom	48.83	19.77	3	0	3	
112	ACC Plantations, Mangaladevi, Pampupara.P.O., Vandanmedu,	A.C. Chummar, akkara House, Olloor.P.O., Thrissur	24.70	10.00	5	11	16	
113	V.V. Estate,Vellimala Vandanmedu P.O., 685 551,	Jimmy Scaria, Pottenkulam, Vellimala, Vandanmedu	23.00	9.31	3	6	9	
114	Khani Estate, Pampadumpara.P.O.	V.V.D Vikraman	210.59	85.26	8	10	18	
115	Ghadeeja Estate, Puliyamala P.O., Kattappana,	N. Jahangir Makkar Manzil, Aluva.P.O.	98.80	40.00	9	10	19	
116	Karunamuttathu Plantations (Veiladichampara Group)	Proprietor, V.R. Alamelu Achi	9.22	3.73	2	0	2	

117	Karunamuttathu Plantations (Veiladichampara Group)	Proprietor, A.R.Veerappa Chettiyar	19.23	7.79	4	1	5	
118	Karunamuttathu Plantations (Veiladichampara Group)	Proprietor, V.R.Lehshamanan	10.00	4.05	4	0	4	
119	Karunamuttathu Plantations (Veiladichampara Group)	Proprietor, O.Lehshamanan	16.14	6.53	4	0	4	
120	Karunamuttathu Plantations (Veiladichampara Group)	Proprietor, V.R.Lehshamanan	9.23	3.74	2	0	2	
121	Karunamuttathu Plantations (Veiladichampara Group)	Proprietor, A.R.Uthaman	1.00	0.40	3	0	3	
122	Karunamuttathu Plantations (Veiladichampara Group)	Proprietor, R.M.Meenal	9.72	3.94	2	0	2	
123	Karunamuttathu Plantations (Veiladichampara Group)	Proprietor, O.Meenakshi Achi	9.22	3.73	2	0	2	
124	Karunamuttathu Plantations (Veiladichampara Group)	Proprietor, O.Arunachalam	9.23	3.74	3	0	3	
125	Karunamuttathu Plantations (Veiladichampara Group)	Proprietor, V.R.Arunachalam	9.23	3.74	3	0	3	
126	Pushpam Estate, Pampadumpara.P.O.	Sri. V.Chandrashekara Nadar, Pushpam Estate, Pampadumpara	25.22	10.21	1	2	3	
127	Megha Plantations, Nedumkandom P.O., Kalkoonthal.	V.N.Pavithran and Others	118.00	47.77	28	16	44	
128	Ceres Estate, Pampupara.P.O., Vandanmedu,	Rabekko Chacko, Cerers Estate, Pampupara.P.O., Vandanmedu 685551	10.00	4.05	2	5	7	
129	Chathurangappara Estate, Chathurangappara.	R. Sukumar, Pankajam House, Bodinayakannur 626513 Madurai Dist	32.65	13.22	4	5	9	

130	Meriya Tass Hill Plantations, Anavilasom.P.O., Idukki,	Joseph Kallivayalil	477.03	193.13	7	27	34	
131	Port Land, Estate Moongalar.P.O. Vandiperiyar	Alexander Kurian, ManagingPartner	36.00	14.58	12	18	30	
132	Viruthithipadavil Estate, Moongalar.P.O., Vandiperiyar	Alexander Kurian, ManagingPartner	33.00	13.36	12	18	30	
133	Boyce Rubber Estates Mundakayam	Kurian George	1664.51	673.89	243	212	455	
134	Semnivalley/Chinnar Estate, Chemmannu, Elappara.	Ashok Duggar.Mg. Director Hailyburie Estate Ltd.	1010.33	409.04	529	711	1240	
135	Wallardie Estate,Harrisons Malayalam Ltd., Vandiperiyar	Sunder Rajan, Manager, Harrisons Malayalam Ltd. Wallardie Estate, Vandiperiyar	1853.34	750.34	334	390	724	
136	Pambanar Estate, Willington Island, Cochi	Poabs enterprises Ltd.	690.04	279.37	246	339	585	
137	Nellikai Estate, Vandiperiyar P.O.	Poabs enterprises Ltd.	548.04	221.88	139	278	417	
138	Milgram Estate(Mlamalay Estate), Vandiperiyar,	Dr Korahjohn, MarikudiyilHouse, Kizhakambalam P O EKM	671.12	271.71	217	226	443	
139	Haileyburia Estate,Elappara	Managing Director, Haileyburia Estate,Kaitharam bldgs ,Kottayam.	918.37	371.81	234	336	570	
140	Moongalar Estate Vandiperiyar Estate ,Vandiperiyar P O	Sanjay, Manager, Harrisons Malayalam LTd., Vandiperiyar.	1821.87	737.60	334	370	704	
141	Chandravanam estates , Keerikkara P.O.,Vandiperiyar.	Thomas Philiph, Proprietor, Chandravanam estate, Keerikara P O., Vandiperiyar	568.10	230.00	31	28	59	
142	Pattumalay Estate Vandiperiyar,Harrisons Malayalam LTD Estate Peermade P O	Dharma Raj , Manager,Harrisons Malayalam LTd., Vandiperiyar.	506.37	205.01	182	182	364	

143	Kuppakayam Estate, Peruvanthanam, The Travancore rubber & tea Co. Ltd. Kuppakayam P. O	George P. Jacob, Managing Director	1232.48	498.98	192	89	281	
144	Valley End Estate, The Travancore rubber & tea Co. Ltd. Kuppakayam P O	George P. Jacob, Managing Director	1691.41	684.78	181	130	311	
145	Stagbrook Estate, Neelagiri Tea Estates Ltd., Peermade P O	Abraham Mathew.	717.12	290.33	142	226	368	
146	Glenmary Estate, Elappara, Peermade P O	Thomas Mathew, Senoir Manager Glenmary Estate Peermade P O.	973.87	394.28	211	221	432	
147	Alampally Tea Estate,Vagamon,	Superintendent, Alampally Tea Estate Passupara P O .	413.40	167.37	72	67	139	
148	Tyford Tea LTD Estate, Tyford Estate, Fairfeild P O	Rajendran,Manager ,Tyford Estate,Fairfeild P O	1309.10	530.00	220	320	540	
149	Aranakal Estate,Midland Rubber& Produce Company Ltd, Vandiperiyar.	S.Devadas Managing Director, Aranakal Estate, Vandiperiyar PO	1716.72	695.03	487	500	987	
150	Carady Goody Estate(AVT), Vandiperiyar Manager Carady Goody Estate,Vandiperiyar	P.S. King, Manager, Aranackal Estate, Vandiperiyar PO	681.32	275.84	168	292	460	
151	Passupara Estate, Passupara	Manager Passupara Estate Passupara PO.	743.22	300.90	93	138	231	
152	Gramby Estate, peermade, Elappara, Manager Gramby Estate Vandiperiyar P.O	Poabs enterprises Ltd.	640.42	259.28	222	312	534	
153	Passumala Estate, (RBT), Vandiperiyar P.O.	Abraham Tharakan, M/S Ram bahadur Thakur PVT LTD., passumala Estate, Vandiperiyar P O	624.09	252.67	238	308	546	
154	Manjumala Estate (RBT), Vandiperiyar P O	Poabs enterprises Ltd.	908.66	367.88	506	819	1325	

155	Mount Estate (RBT), Vandiperiyar, P O	Manager, Mount estate RBT Ltd	650.57	263.39	212	351	563	
156	Thangamalai estate (RBT) Vandiperiyar, P O	M/S Ram bahadur Thakur PVT Ltd.	994.99	402.83	346	516	862	
157	Thengakal estate, Thengakkal East, Vandiperiyar, P O	Poabs enterprises Ltd.	835.21	338.14	285	401	686	
158	Stagmoor Tea Estate, Peermade	Director	47.58	19.26	0	0	0	
159	Kurisumalai Tea Estate, Peermade	Partners Kurisumalai Tea Estate, Peermade P O	61.71	24.98	24	39	63	
160	Ashley Estate, Peermade P.O.	Director, udayagiri rubber Co LTD., Ancheril bank Bldgs kottayam.	560.59	226.96	22	34	56	
161	Vimalagiri Plantations. Lakshmi Kovil estate, Lakshmi kovil P.O. peermade.	Biju Joseph,	136.89	55.42	18	31	49	
162	Aranyavalley Estate PVT Ltd., Vandiperiyar,	M/S Araniavalley Estate PVT Ltd regd Office 191 Girinagar Cochin 20	84.00	34.01	6	14	20	
163	Hope Plantations, Koduakarnam Estate.	Thomas Mathew, Manager koduakarnam Estate.	753.87	305.21	198	262	460	
164	Kozhikanam estate, Elappara P. O	M/S Ram bahadur Thakur PVT LTD kozhikanam estate Elappara P O.	918.47	371.85	311	446	757	
165	Landrum estate, Peermade P O	Thomas Mathew, Manager, Elappara P O	713.68	288.94	154	186	340	
166	Penshrust Estate, Elappara.	J.K.Thomas, Manager, Elappara	425.85	172.41	75	81	156	
167	Devangiri estate, Kokkayar, Peermade.	Anna varghese, kongalath house, Palickara, Thiruvalla	121.00	48.99	10	19	29	
168	Choorakulam estate, Peermade, Vandiperiyar	Joseph, Managing Director	493.33	199.73	111	114	225	
169	Chidambaram tea Estates, peermade	F.M.Shamir Marikar	135.50	54.86	30	51	81	
170	Periyar Connemara estate of Tropical Plantations Ltd., Vandiperiyar.	PT Joseph MD, Palambadom, Kottayam	734.73	297.46	240	262	502	

171	Lonetree Estate of the peermade tea co Ltd., Elappara	M.D. Thomas	1235.00	500.00	474	674	1148	
172	Mekkunnam estate, Peermade	Joseph Kallivayalil, Proprietor	79.04	32.00	10	7	17	
173	Greenland Estate, Springvalley Estate, Chenkara P.O.	Reji John, Alice John	119.50	48.38	9	20	29	
174	Rock Land Estate, Peermade, Vandiperiyar	Alice John, proprietor, Rock Land Estate, Chenkara PO., Vandiperiyar.	65.10	26.36	10	15	25	
175	Plakkad Cardammom estate Vandiperiyar,	Renu Alexandar, Plakkad Cardammom Estate vandiperiyar	413.40	167.37	10	23	33	
176	Karimtharuvi estate, Upputhara, Elappara	J.K.Thomas, Director Karimtharuvi Tea estate LTD Kottayam.	648.65	262.61	149	168	317	
177	Bonami tea Garden of M/S MMJ Plantations	Joseph michael, Managing partner and Partners, BonamiTea garden, Fairfield P. O.	984.22	398.47	180	272	452	
178	Pirmed estate(The Peermade Tea Co Ltd) , Elappara	M.D. Thomas	1308.00	529.56	319	359	678	
179	Pullickanam estate, Pullickanam, Vagamon	E. Mohanan, Manager Pullickanam P.O., Vagamon	880.41	356.44	169	185	354	
180	Manikal Estate(TR&T) CO Ltd.	Koshy George Paloly	2790.58	1129.79	428	262	690	
181	Pattumudy Estate, Karadikuzhy PO., Peermade	E K kurian Managing partner, Pattumudy Estate, Karadikuzhy PO., Peermade.	70.00	28.34	10	10	20	
182	Muthumalai estate, Kumali, Peermade.	Dominic Mathew.	95.96	38.85	13	23	36	
183	Orkaden Estate, Peruvanthanam	K.Vijayavarma, Managing Partner.	1228.45	497.35	182	58	240	
184	Vagamon tea Garden, Elappara	Joseph Mathew & partners Vagamon tea Garden ,manarcatt house, Pala	1161.49	470.24	404	535	939	
185	Gemraj Plantations, Pattamudy Estate, Karadikuzhy P.O,	E.K.Kurian, Managing Partner	69.01	27.94	15	32	47	
186	Pullupara Tea & Coffe Estate, Peruvanthanam.	Michael A Kakallivayalil Pullupara Tea & Coffe Estate, Kuttkanam P.O., Peermade	61.75	25.00	9	15	24	



187	Midridge Estate, Kokkayar	Esther Joseph, Managing Director.	49.23	19.93	3	11	14	
188	Highcrest Estate, Kokkayar	Annanette.A.Kurian, Managing Director	49.38	19.99	2	11	13	
189	Kaliyar Estate, Kodikulam P.O, Thodupuzha	Harrison Malayalam Ltd, Willingdon Island, Cochin 682003	1465.40	593.28	157	84	241	
190	Malankara Estate, Mrala P.O, Thodupuzha	J.K.Thomas, Managing Director.	1710.48	692.50	163	110	273	
191	Vellaimattom Rubber Estate, Pannimattom, Thodupuzha	Tom Thomas, Managing Director.	277.13	112.20	0	0	0	
192	Oil Palm Seed Garden, Vettimattom P.O, Kalayanthani, Thodupuzha	Managing Director, Oil Palm India Ltd	98.60	39.92	5	2	7	
193	Methanam Tea Estate, Elappally P.O, Thodupuzha, Idukky	M.V.Ganesh, Methanath House, South Marady, Muvattupuzha	111.15	45.00	0	0	0	
194	Kanni Elam Project, Maniyaramkudy P.O, Thodupuzha.	Regional Manager, Kerala Forest Development Corporation Ltd, Kaloor, Cochin	1443.72	584.50	0	0	0	
195	Thottathil Rubber Plantations, Koovappilly P.O, Chakkikkavu, Thodupuzha	Biju.V.Thottam, Thottathil House, Market Road, Muvattupuzha.	21.58	8.74	3	12	15	
		<b>TOTAL</b>	<b>122302.9</b>	<b>49515.35</b>	<b>16607</b>	<b>20630</b>	<b>37237</b>	

#### DETAILS OF REGISTERED PLANTATIONS IN ERNAKULAM DISTRICT

Sl.No.	Name & Address of Plantations	Name& address of Owner/Manager	Extent		No. of workers			Remarks
			Area in Acres	Area in Hectares	Male	Female	Total	
1	2	3	4	5	6	7	8	9
1	Sacred Heart Estate, Malippara P.O., Kothamangalam.	Fr. Jacob mundyath (Manager), Claret Bhavan, Kuravilangad, Kottayam.	14.33	5.80	1	1	2	
2	Immaculate Heart Church Estate, Pothukuzhi, Kothamangalam.	Vicar, Immaculate heart Church, Kaithavana, Alappuzha.	38.90	15.75	9	1	10	

3	St Joseph Estate Malippara P.O., Kothamangalam.	Fr. Jacob mundyath(Manager), Claret Bhavan, Kuravilangad, Kottayam.	14.10	5.71	1	0	1	
4	Fathima Estate, Kothamangalam, Malippara P O	Fr. Jacob Mundyath Manager, Claret Bhavan, Kuravilangad, Kottayam.	13.76	5.57	0	1	1	
5	St Joseph pastoral Centre Estate, Pothukuzhi, Kothamangalam.	Vicar St Joseph Pastoral Centre, Arattuvazhy, Alappuzha.	20.93	8.47	0	0	0	
6	C B Estate Malippara P O Kothamangalam	Fr. Jacob Mundyath, Manager, Claret Bhavan, Kuravilangad, Kottayam.	10.57	4.28	1	1	2	
7	St George Estate , Pothukuzhi, Perumanoor P.O., Kothamangalam	Vicar St. George Catholic Church St. George Street, Alappuzha.	50.09	20.28	0	0	0	
8	Holly Cross Estate, Pothukuzhy , Nellimattom P.O., Kothamangalam.	Fr. Antony Palakuzhy Holycross Forane Church, Pazhavangadi, Alappuzha.	88.50	35.83	9	0	9	
9	Vimalagiri Estate, Pareekanni P.O., Kothamangalam.	Fr. Antony Palakuzhy Holycross Forane Church, Pazhavangadi, Alappuzha.	59.06	23.91	18	2	20	
10	St Phelomina Estate (B)	P A Paul tharakan Ayanatt parayil House, Thycattuserry P O ., Alappuzha	18.53	7.50	0	0	0	
11	St Phelomina Rubber Estate (A) Kuthukuzhi P. O	Thankamma Hormese Avanattparayil(H), Thycattuserry P.O, Alappuzha	28.41	11.50	0	0	0	
12	Ayanatt Rubber Estate , Kuthukuzhi P.O Kothamangalam	P.G. Hormes Tharakan Employer, Ayanatt Rubber Estate , Kuthukuzhi P.O Kothamangalam	59.06	23.91	2	0	2	
13	Paduvapuram rubber Estate, Nadukani P.O., Kothamangalam.	P.A. Abraham Tharakan, Ayanat Parayil, Muvattupuzha	16.06	6.50	0	0	0	
14	Nerath Plantations PVT LTD kezhmad , Thottumugham P.O., Aluva.	N.J Chacko, Nerath Gardens, Vattayal, Alappuzha.	154.94	62.73	16	0	16	

15	Palamattom Plantations Pvt.Ltd. Kuttampuzha P.O. via Kothamangalam.	P.J.Mathew, Alanickal House Edappady P.O., Bharananganam, Kottayam	136.59	55.30	11	4	15	
16	Kallala Estate, Kalady Plantations P.O., Manjapra.	Managing Director, The Pantation Corporation of Kerala Ltd. Muttambalam, Kottayam.	3769.22	1526.00	198	67	265	
17	Adirapilly Estate, Kalady Plantations P.O., Manjapra	Managing Director, The Pantation Corporation of Kerala Ltd. Muttambalam, Kottayam.	3892.52	1575.92	240	256	496	
		<b>TOTAL</b>	<b>8385.56</b>	<b>3394.96</b>	<b>506</b>	<b>333</b>	<b>839</b>	

#### DETAILS OF REGISTERED PLANTATIONS IN THRISSUR DISTRICT

SL.No.	Name & Address of Plantations	Name& address of Owner/Manager	Extent		No. of workers			Remarks
			Area in Acres	Area in Hectares	Male	Female	Total	
1	2	3	4	5	6	7	8	9
1	Malakapara Tea Estate(Tata CoffeLtd) Pariyaram P.O. Thrissur	TATA Coffe Ltd Polibetta, Karnataka	1308.51	529.76	354	504	858	
2	Kundai Estate , Palapilly P.O., Thrissur	Manager, Kundai Estate, Harrisons Malayalam Ltd. Willington Island., Cochin	1073.12	434.46	227	228	455	
3	Chemoni Estate, Palappilly P.O. Thrisur	M.Pushkarakshan, Senior General Manager, Chemoni Estate	421.83	170.78	271	268	539	
4	Pudukad Estate, Palapilly P.O Thrissur	M.Pushkarakshan, Senior general Manager, Chemoni Estate	965.30	390.81	215	195	410	
5	Perumpara Estate (East) Malakipara P.O.	Noushad, Manager, Perumpara estae, Malakipara P.O.	47.97	19.42	5	1	6	
6	Perumpara Estate (west ) Malakipara P.O.	Noushad, Manager, Perumpara estae, Malakipara P.O.	30.01	12.15	2	3	5	
7	Mooply Estate, Varandarapilly Palapilly P.O., Thrissur	Harrisons Malayalam Ltd. Willington Island, Cochin 682003	1284.10	519.88	155	151	306	

8	Joe Dale Estate, Pazhayanoor P.O.	Mini Joseph Joe Dale Estate, Pazhayanoor.	53.11	21.50	2	2	4	
9	Palm Hill Estate, Pazhayanoor P.O.	Emmanuel Joseph Manniparambil , Seminar Road, kanjirapilly P O kottayam	57.11	23.12	0	0	0	
10	Rohini Estate, Pazhayanoor P.O.	Dominic joseph Manniparambil, Kanjirapilly P O., kottayam	29.12	11.79	4	1	5	
11	Georgea Estate , Pazhayanoor P.O.	George Joseph. No.III,Skyline, Springfield House, Padivattom, Edappally.	54.09	21.90	0	0	0	
12	Santa Maria Estate,Pazhayanoor	Emmanuel Thomas Ramapuram House, kuriachira Thrissur 680 006	109.92	44.50	0	0	0	
13	Pearl mount Rubber Estate,Thozhupadam P.O Chelakkara, Thrissur	Dr Chinamma john , Pearl mount Rubber Estate Thozhupadam P O Chelambra, Thrissur	17.98	7.28	3	1	4	
14	Castle Brook Rubber Estate , Thozhupadam P.O. Chelakkara, Thrissur	Dr John Daniel , Castle Brook Rubber Estate, Mannikkat House, Thottumugham P.O.	36.98	14.97	2	1	3	
15	Vaniyampara Rubber Estate , Vaniyampara P O Thrissur	K. Jacob Thomas, Managing Director, M/S Vaniyampara Rubber Co Ltd Vaniyampara P O Thrissur	876.85	355.00	72	59	131	
16	Mylady Estate, Madakkathara , Thrissur.	Smt Mariamma George Kuruvinakunnel kalaketty P O Kottayam	10.99	4.45	0	0	0	
17	Oasis EstateMadakkkathara	saritha Abaraham kuruvinakunnel, kalaketty P O., Kottayam	2.79	1.13	0	0	0	
18	Greens Estate , Madakkkathara , Thrissur.	Biju Abraham kuruvinakunnel kalaketty P O Kottayam	6.69	2.71	0	0	0	
19	Sunny estate, Madakkkathara , Thrissur.	Abaraham George kuruvinakunnel, Kalaketty P O Kottayam	9.98	4.04	0	0	0	

20	Rocky Estate, Madakkkathara, Thrissur	martin K George kuruvinakunnel , kalaketty P O., Kottayam 685 508	10.99	4.45	0	0	0	
21	Choice Estate, kalaketty P O Kottayam	John K. George, Kuruvinakunnel, Kalakketty P.O, Kottayam.	12.72	5.15	0	0	0	
22	Ammati rubber Plantations,Parlikkad Vadakancherry, Thrissur.	VM Xavier, Manager Ammati rubber Plantations, Thrissur	107.32	43.45	0	0	0	
23	Palapilly Estate,Palapilly P.O., Thrissur.	Harrisons Malayalam PVT Ltd, Willington Island, Cochin 682003	1320.68	534.69	108	147	255	
24	Geo plantations, Thalappilly Pazhayanoor, Thrissur.	George babu, Kanjirakatt Thachil, Ruby Lake View W.Enclave, Thykoodam, Vytilla Cochin.	9.72	3.94	0	0	0	
25	Mary Ann plantations, Pazhayanoor, Thalappilly, Thrissur.	George babu, Kanjirakatt Thachil, Ruby Lake View Enclave,Thykoodam, Vytilla Cochin.	20.23	8.19	1	0	1	
26	Ranimedu Estate, Pazhayanoor , Thalappilly,Thrissur.	Rani babu, KanjirakattThachil, Ruby Lake View Enclave, Thykoodam, Vytiilla Cochin	19.69	7.97	0	0	0	
		<b>TOTAL</b>	<b>7897.80</b>	<b>3197.5</b>	<b>1421</b>	<b>1561</b>	<b>2982</b>	

**DETAILS OF REGISTERED PLANTATIONS IN PALAKKAD DISTRICT**

SI.No.	Name & Address of Plantations	Name& address of Owner/Manager	Extent		No. of workers			Remarks
			Area in Acres	Area in Hectares	Male	Female	Total	
1	2	3	4	5	6	7	8	9
1	Anamalai Rubber Estate, Kannambra.P.O., Palakkad	Manager, Anamallai Rubber Estate, Kannambra.P.O., Palakkad	95.59	38.70	13	3	16	

2	Alexendra Estate 'A' Division, padagiri.P.O., Palakkad	Proprietor, Thomas P Koshy, Alexandra Estate 'A' Division,	249.99	101.21	7	7	14	
3	Alexendra Estate 'B' Division, Proprietor, Alexandra Estate 'B' Division, padagiri.P.O., Palakkad	Koshy Oommen P , Manager & Managing Director, Palachirackal, Kangeri, Chennithala Soouth, Alappuzha.	251.74	101.92	1	1	2	
4	Attappady Co-Operative Farming Society Ltd. No.P.637, Agali,	The Secretary, Attappady Co-op. Farming Society Ltd.No.P.637, Agali, Mannarkkad, Palakkad	2452.71	993.00	100	170	270	
5	Bhavani Tea And Produce Co. Ltd., Siruvani Group Estate, Sholayar P.O., Mannarkkad, Palakkad	Prasad Oommen, Mg. Director, Bhavani Tea And Produce Co. Ltd. R.S. Puram, Coimbatore.	1123.31	454.78	104	214	318	
6	Brooklands Estate, Padagiri.P.O., Palakkad	Babu Abraham, Mg. Partner, Brookland Estate, Padagiri.P.O., Nelliampathy.	249.99	101.21	9	9	18	
7	Chandramalai Estate, Nelliampathy.P.O., Palakkad	AVG Menon, Executive Director, Veekay Tea Co. (P)Ltd., Nelliampathy.	999.36	404.60	123	160	283	
8	Dwaraka Plantations, Panniyankara.	Dominic Mathew , Managing Partner, Dwaraka Plantations, Panniyankara.	312.87	126.67	23	6	29	
9	Dam View Plantations, Malampuzha Dam.P.O. Palakkad	Alex Joseph, Edayadi House, Kannadi P.O.	60.00	24.29	6	4	10	
10	Devi Plantations, Mangode, Alathur, Palakkad.	T.C. Praveen, Thattamparampil House Poonkunnam, Thrissur	12.00	4.86	0	8	8	
11	Gem Plantations, Mangode.	Vinod M.G., Gem Plantation, Mangode.	22.01	8.91	1	10	11	

12	Green Acres Estate, Seethargundu, Nelliampathy	Sidhique. A.V., Green Acres Estate, Seethargundu, Nelliampathy	603.84	244.47	24	24	48	
13	Hill Top Plantations. Malampuzha Dam.P.O., Palakkad	Johny Joseph, Edayadi House, Kannadi P.O., Palakkad.	72.00	29.15	7	6	13	
14	Janasree Estate, Mg. Director, Board of Director,	V.K.Korah, Vazhakala Rubbers, K.K.Road, Kottayam.	65.43	26.49	2	0	2	
15	Kailas 'A' Estate, Nelliampathy	P.B Paul, Proprietor, Kailas Estate A, Kottangade,, Nelliampathy	10.50	4.25	2	1	3	
16	Kailas 'A1' Estate, Nelliampathy	H. Prema Sebastian, Parakka House, Bennet Road, Thrissur	10.99	4.45	0	0	0	
17	Kailas 'B' Estate, Nelliampathy	Jasmine Tharakan , Parakka House, Club Road, Girinagar , Ernakulam.	14.82	6.00	0	0	0	
18	Kailas 'C' Estate, Nelliampathy	Tessy Joseph, Parakka House, Bennet Road, Thrissur.	10.50	4.25	1	0	1	
19	Kailas 'D' Estate, Nelliampathy.	Lissy George, Parakka House, Bethale lane, Mission Quarters, Thrissur.	10.60	4.29	0	1	1	
20	Kairali Estate & Exports (P) Ltd. Padagiri.P.O., Palakkad	Mohan Guptha, Proprietor, Kairali Estate & Exports (P) Ltd. Padagiri.P.O., Palakkad	576.99	233.60	8	13	21	
21	Karappara Estate 'A' Padagiri.P.O., Palakkad	Dr.P.U. Majeed, Managing Director, Hiba Annex, Pada North, Karunagappally.P.O., Kollam	280.00	113.36	4	4	8	
22	K.F.D.C. Ltd., Pakuthipalam.	The Divisional Manager, KFDC Ltd, Thrissur	261.52	105.88	10	7	17	

23	K.F.D.C. Ltd., Pothumala	The Divisional Manager, KFDC Ltd, Thrissur Division	225.21	91.18	8	7	15	
24	Koravampady Estate, Agali.	Kurian Thomas Mg. Director, Wood House, 5thBlock, Rambha Part Apartment, Lalbagh Road, Bangalore.	282.00	114.17	3	0	3	
25	Mukkada Rubber Plantations Estate, Anakkal, Malampuzha Dam.P.O. Palakkad	Dr. George Domiinic, Elak Estate, Anakkal P.O.	51.99	21.05	1	10	11	
26	Manimala Plantations. Panniyankara.	K.P.Punnen, Managing Partner, Unity Enclave, Kottayam.	208.00	84.21	3	0	3	
27	Mayappara Plantations,Malampuzh a. Elak Estate,	Roni J. Mukkeda, Mayappara Plantations, Elaka Estate, Anakkal.P.O.	39.99	16.19	1	0	1	
28	Meera Plantations, Malampuzha,	Dr. Roy.J. Mukkada, Mukkada House, Vadavathoor, MadhuramcherryKadavu , Kottayam56.74 acre	56.46	22.86	6	2	8	
29	Manalaroo Estate, Nelliampathy.	Rajasekhaan S., Director, Manalaroo Estate, Nelliampathy	2551.91	1033.16	267	394	661	
30	Manarkkad Rubber Estate, Mannarkkad	K.P.M. Kunjahamed, Managing Director, Unnikammu Building, Mannarkkad.	643.11	260.37	71	28	99	
31	N.S.S Estate, Edathanattukara, Vattannapuram.P.O., alanaloor Palakkad	Supdt. N.S.S Estate, Edathanattukara,	350.00	141.70	23	12	35	
32	N.S.S. Estate, Nelliampathy, Agali.P.O., Palakkad	GeneralSecretary, Nair Service Society, Changanassery.	170.90	69.19	4	2	6	
33	Oriental Esate, Padagiri.	Jacob, Oopputtil Building, K.K.Road,	510.01	206.48	28	20	48	



		Kottayam.						
34	Pullala Estate, Padagiri, Nelliampathy.	P.P.Sebastian, Mg. Partner, Pullala Estate, Parackal House, Bennek Road, Thrissur.	100.01	40.49	7	6	13	
35	Poothundu Estate, Padagiri.	Antony George, Director Pothundu Estate, Padagiri.	406.73	164.67	17	14	31	
36	Poabs Estate(P) Ltd. Seethargunda.P.O., Nelliampathy	Joseph Jacob, Managing. Director, Panachoriyl House, Thiruvalla.	832.39	337.00	298	204	502	
37	Riverside Plantation, Malampuzha.	Sebastian Varghese, Edayadi house, Kottayam.	200.07	81.00	16	0	16	
38	Rajakkad Estate(P) Ltd., Board of Director, Rajakkad Estate, Padagiri	Davis Manual Managing Director,The Rajakkad Estate (P) Ltd., Padagiri.	185.25	75.00	4	7	11	
39	Sooryapara Planting and Trading Co. Pvt. Ltd., Padagiri.	Jomy Xavier, ManagingDirector, Kodakkasseriyil House, Kottayam.	235.00	95.14	8	10	18	
40	T.D. Plantations, Anakkal.P.O., Malampuzha,	Dominic Thomas, Elak estate, Anakkal.	60.00	24.29	9	0	9	
41	United Plantations, Anakkal.P.O., Malampuzha,. Palakkad	RojiJ.Mukkada, Elak Estate, Anakkal.	35.47	14.36	6	3	9	
42	Velakapetta Plantations, Malampuzha.	George Joseph, Managing Director, Edayadi,Kannadi.P.O., Alappuzha	9.98	4.04	5	4	9	
43	Venus Estate, Padagiri.	Yasmeen Stiphaneos,Oopputtil Building, K.K. Road, Kottayam.	28.01	11.34	1	1	2	

44	Walliawarum Plantations, Padagiri.P.O., Nenmmara	Jommy Xavier, Kodakasseriyl House, Kodimatha (P.O), Kottayam.	249.99	101.21	19	18	37	
45	Govt. Orange & Vegetable Farm, Nelliampathy	The Superintendent, Govt. Orange & Vegetable Farm, Nelliampathy	209.95	85.00	47	44	91	
46	K.F.D.C Beatrice Estate, Nelliampathy.	Manager, K.F.D.C. Beatrice.	246.26	99.70	2	2	4	
47	K.F.D.C Rossary Estate, Nelliampathy.	Manager, K.F.D.C. Rossary.	242.70	98.26	1	0	1	
48	K.F.D.C Meeraflores Estate, Nelliampathy.	Manager, K.F.D.C. Meeraflores.	246.26	99.70	18	18	36	
49	Nelliampathy plantations, Minnampara Estate, Nelliampathy .P.O.	Manager, Minnampara Estate.	200.00	80.97	8	10	18	
50	Ravivarma Estate, Nelliampathy.	Manager, Ravivarma Estate, Nelliampathy.	119.99	48.58	7	7	14	
51	ELAK Estate (Marcy), Anakkal P.O, Malampuzha.	Manager, ELAK Estate, Malampuzha.	16.55	6.70	2	3	5	
		<b>TOTAL</b>	<b>16460.94</b>	<b>6664.35</b>	<b>1335</b>	<b>1474</b>	<b>2809</b>	

#### DETAILS OF REGISTERED PLANTATIONS IN MALAPPURAM DISTRICT

Sl.No.	Name & Address of Plantations	Name& address of Owner/Manager	Extent		No. of workers			Remarks
			Area in Acres	Area in Hectares	Male	Female	Total	
1	2	3	4	5	6	7	8	9
1	Aspinwall and Company Ltd. Pullangode Estate, Pullangode Estate Pullangode P,O, (Via),	Ramavarma, Managing Director, Pattom Palace, Thiruvananthapuram.	2215.42	896.93	259	144	403	

	Kalikavu							
2	M/s Madhumala Estate, Islamic Mission Trust, Poochapoyil, Anchachavidy P.O.	M I. Abdul Azeez, Chairman, Islamic Mission Trust, Madathilakathu House, Narokavu P.O., Edakkara.	12.86	5.21	1	0	1	
3	Paduva Rubber Estate, Pullippadam.P.O.	P.G.Thomas Tharakan, Mg. partner, Aiyana Parayil, Thycattussery.P.O., Alappuzha	80.00	32.39	0	0	0	Not working
4	Mangad Padua Rubber Estate, Pullippadam.P.O.	P.G.Thomas Tharakan, Mg. partner, Aiyana Parayil, Thycattussery.P.O., Alappuzha	120.00	48.58	5	4	9	
5	Thomson Plantation, Thuvoor	Director, Thomson Plantation	44.24	17.91	3	0	3	
6	M/s Kerala Estate A2 Division Kerala Estate P.O. Kalikavu. 676 525	Ajithkumar, Manager, Kerala Estate P.O. Kalikavu (via)	92.13	37.30	5	2	7	
7	Kerala Estate 'C2' Division, Kerala Estate.P.O., Kalikavu (via)	M C Chandy & George, Co-owner, No. 55, Lavelle Road, Bangalore-1	146.34	59.25	1	0	1	
8	Kerala Estate A division, Kerala Estate P.O., Kalikavu (via), 676 525	Chandy George, Proprietor, No. 55, Hayes Road, Bangalore 25	92.09	37.29	4	2	6	
9	Kerala Estate A1 Division, Kerala Estate.P.O., Kalikavu, Malappuram,	Mary Thampi, Manamel, K.R.S. Road, Mahagally.P.O., Mysore	92.09	37.29	2	0	2	
10	M/s Sulthana Estate, Kerala estate P.O., Kalikavu( via) 676 525.	M B. Cherian, Owner Sultana Estate, Kerala estate P.O., Kalikavu(	813.12	329.20	9	15	24	

	Calicut	via) 676 525. Calicut						
11	M/s Nilambur Rubber Estate, Palunda, Chungathara.P.O., Malappuram	M.P.Cherian, Managing Director, P.B. No. 1117	298.15	120.71	12	7	19	
12	M/s Chemmaram Padua Rubber Estate ,Chemmaram, Naduvath P.O.	P.G Thomas Tharakan,Ayyanthupurayil, Chemmaram , Naduvath P.O.	60.00	24.29	6	0	6	
13	Paduanagar Estate, Chemmaram, Naduvath P.O.	P.A. Thomas Tharakan ManagingPartner, Pevandoor Road, Pothukuzhy, Kochi	60.00	24.29	7	0	7	
14	Nilambur Estate PlantationCorporation of Kerala Ltd., Vazhikadavu P.O.	Unnikrishnan, Managing Director, Plantation Corporation of Kerala Ltd., Head Office, Kottayam.	479.53	194.14	133	63	196	
15	Nadukkunnu Estate (PeeveesPlantations), Edivanna P.O., Nilambur, Malappuram	P.V. Abdul Wahab, Proprietor, Pulikkavattom House, Nilambur.	29.50	11.94	0	0	0	Slaughter Period
16	Nadukkunnu Estate (PeeveesPlantations), Edivanna P.O., Nilambur, Malappuram	K.A. Jasminwahab, Proprietor, (Peevees Plantations), Pulikkavattom House, Nilambur.	29.50	11.94	0	0	0	Slaughter Period
17	Nadukkunnu Estate (PeeveesPlantations) Edivanna P.O., Nilambur, Malappuram	P.V. Alimbubarak, Proprietor, (Peevees Plantations), Pulikkavattom House, Nilambur.	22.09	8.94	0	0	0	Slaughter Period
18	Nadukkunnu Estate (PeeveesPlantations) Edivanna P.O., Nilambur, Malappuram	P.V. Muhammed Muneer, Proprietor, Peevees Plantations, Pulikkavattom House, Nilambur.	29.36	11.89	0	0	0	Slaughter Period

19	Arithala Estate, Karuvarakundu Kerala Estate Village P.O.	Gafi Gafoor Vettah House, Proprietor, Poonkunnam P.O. Thrissur	21.00	8.50	3	0	3	
20	Arithala Estate, Karuvarakundu Kerala Estate Village P.O.	Abdul Gafoor, Vettath House, Proprietor, Poonkunnam P.O. Thrissur	21.00	8.50	1	0	1	
21	Arithala Estate, Karuvarakundu Kerala Estate Village P.O.	Abdul Jabbar, Vettath House, Proprietor, Poonkunnam P.O. Thrissur	21.00	8.50	2	0	2	
22	Arithala Estate, Karuvarakundu Kerala Estate Village P.O.	Ravi Prasad & Prema, Partners, Arithala Estate, Karuvarakundu Kerala Estate Village P.O.	21.00	8.50	1	0	1	
23	Arithala Estate, Karuvarakundu Kerala Estate Village P.O.	A.T. Moosa, Proprietor, Arithala Estate, Karuvarakundu Kerala Estate Village P.O.	21.00	8.50	5	0	5	
24	Arithala Estate, Karuvarakundu Kerala Estate Village P.O.	K.Mohan Kumar, Kuruthedath House, Chazhoor, Thrissur	21.00	8.50	1	0	1	
25	Arithala Estate, Karuvarakundu Kerala Estate Village P.O.	Hafsa, Proprietor, Arithala Estate, Karuvarakundu Kerala Estate Village P.O.	21.00	8.50	1	0	1	
26	Arithala Estate, 10 E Kerala Estate, Nilambur,	T. Premai, Karithedath House, Chavakkad, Thrissur ,	21.00	8.50	2	0	2	
27	Arithala Estate, 9B Kerala Estate, Nilambur,	P.A. Rahmath, Punkunnam, Thrissur	21.00	8.50	1	0	1	
28	Arithala Estate, Karuvarakundu Kerala Estate Village P.O.	K..A. Kadheeja, Chranut House, Chavakkad, Thrissur,	21.00	8.50	2	0	2	
29	Arithala Estate, 6B Kerala Estate, Nilambur,	Kadheeja Jaleel, Chunmat House, Chavakkad, Thrissur ,	21.00	8.50	1	1	2	

		21.336 acre						
30	Arithala Estate, Karuvarakundu Kerala Estate Village P.O.	Brinda Mohan Kumar,Proprietor, Arithala Estate, Karuvarakundu Kerala Estate Village P.O.	21.00	8.50	1	0	1	
31	Arithala Estate, Karuvarakundu Kerala Estate Village P.O.	Rukhiya Moosa, Proprietor, Arithala Estate, Karuvarakundu, Kerala Estate Village P.O.,	21.00	8.50	2	0	2	
32	Arithala Estate, 18D Kerala Estate, Nilambur,	K.A.Muhammed, Proprietor, Arithala Estate, Karuvarakundu, Kerala Estate Village P.O.,	15.73	6.37	1	0	1	
33	Arithala Estate, 21 A Kerala Estate, Nilambur.	P.A. Mohamamed Kabeer, Proprietor, Arithala Estate, Karuvarakundu, Kerala Estate Village P.O.,	21.00	8.50	1	0	1	
34	Arithala Estate, 19E Kerala Estate, Nilambur.	T.K.Muhammed Ashraf, Proprietor, Arithala Estate, Karuvarakundu, Kerala Estate Village P.O.,	21.00	8.50	3	0	3	
35	Arithala Estate, Karuvarakundu Kerala Estate Village P.O.	K. A. Ibrahim Kutty, Proprietor, Arithala Estate, Karuvarakundu, Kerala Estate Village P.O.,	21.00	8.50	3	0	3	
36	Arithala Estate, Karuvarakundu Kerala Estate Village P.O.	A.K. Nazar, PavathyAmsam, Chvakkod, Thrissur, ,	21.00	8.50	2	0	2	
37	Arithala Estate, Karuvarakundu Kerala Estate Village P.O.	K. Girija, Karuthedathu House, Vazhavil.P.O. Thrissur,	21.00	8.50	2	0	2	

38	Arithala Estate, Karuvarakundu Kerala Estate Village P.O.	M.S. Unni, Karuthedathu House, Chavakkad, Thrissur , acre	21.00	8.50	2	0	2	
39	Arithala Estate, Karuvarakundu Kerala Estate Village P.O.	K.A. Abdul Razak, Nishanth, House, Ponnani, Malappuram	21.00	8.50	1	0	1	
40	Arithala Estate, 2 E Kerala Estate, Nilambur,	K. Gouri, Kalappurayil House, Chavakkad, Thrissur	21.00	8.50	2	0	2	
41	Madhumala Estate, Wandoor, Malappuram.	Proprietor, Madhumala Estate	10.00	4.05	9	4	13	
42	Gokul Rubber & Tea Plantations Ltd.P.B.No.80, Perinthalmanna.P.O., Malappuram .679 322	S.Rajeev Menon, Manager, Gokul Rubber & Tea Plantations Ltd.P.B.No.80, Peerinthalmanna.P.O. Malappuram .679 322	149.93	60.70	6	1	7	
43	Pandallur Plantations(P)ltd. P.B.No.85, Perinthalmanna.P.O., Malappuram .679 322	S.Rajeev Menon, Manager, Gokul Rubber & Tea Plantations Ltd.P.B.No.80, Peerinthalmanna.P.O., Malappuram .679 322	294.50	119.23	8	7	15	
44	Balannoor Plantations & Industries Ltd. P.B.No. 79, Perinthalmanna.P.O., Malappuram .679 322	S.Rajeev Menon, Manager, Gokul Rubber & Tea Plantations Ltd.P.B.No.80, Peerinthalmanna.P.O. Malappuram .679 322	449.81	182.11	6	14	20	
45	Badra Estate, Manger, Badra Estate & Industries Ltd., P.B.No.83, Perinthalmanna.P.O., Malappuram .679 322	S.Rajeev Menon, Manager, Gokul Rubber & Tea Plantations Ltd.P.B.No.80, Peerinthalmanna.P.O., Malappuram .679 322	197.13	79.81	4	6	10	
46	Kerala Estate, C.No.1 Division, Kerala Estate P.O., Kalikavu	Shaji Philip&Cherian Philip Proprietors No. 33 Marks Road, Bangalore	146.34	59.25	1	0	1	

	via. 676 525	560 001						
47	Madhumala Rubber Estate(Part), Malappuram.	Issac Peter, Kureethadam House, SRM Road, Cochin	12.00	4.86	1	0	1	Not working
48	Wandodor Rubber Estate(Part) , Malappuram.	Mary Isszac, Kureethadam House, Kaloor Road, Cochin	15.00	6.07	1	0	1	Not working
49	Madhumala Rubber Estate(Part) Malappuram.	Ritty Peter Peter, Kureethadam House, Kaloor Road, Cochin	15.00	6.07	1	0	1	Not working
50	Sara Estate, Kerala Estate.P.O., Ernad Taluk, Malappuram	Arya Jacob Cherian, Sara Estate, Kerala Estate.P.O., Ernad Taluk, Malappuram	10.82	4.38	2	0	2	
51	Sara Estate, Gita Estate, Kerala Estate.P.O., Ernad Taluk, Malappuram	Arya Jacob Cherian, Gita Estate, Kerala Estate.P.O., Ernad Taluk, Malappuram.	15.83	6.41	4	3	7	
52	Rajah Estate, Thazhepalam, Tirur	T.V. Mohamed, Thyvalappi House, Thazhepalam, Tirur	42.68	17.28	4	0	4	
53	Aryad Estate (P) Ltd.	P.A. George, Mg. Director, Regd. Office 40/396.A azad Road,Kaloor, Cochin	49.97	20.23	8	4	12	
54	Perumpallil Rubber Estate(Part)	Issac Jose Kureethadam House, SRM Road, Cochin	16.01	6.48	2	0	2	
55	RajahEstate (Part)	J.M. Abdul Hameed, S/o. J. Moidutty Haji, Trikkaloer.P.O., Palakkad	7.09	2.87	1	0	1	
56	RajahEstate (Part)	J.M. Abdul Majeed, S/o. J. Moidutty Haji, Trikkaloer.P.O., Palakkad	3.75	1.52	1	0	1	



57	RajahEstate (Part)	J.M. Ali S/o. J. Moidutty Haji, Trikkaloor.P.O., Palakkad	7.09	2.87	1	0	1	
58	RajahEstate (Part)	J.M. Aboobacker S/o. J. Moidutty Haji, Trikkaloor.P.O., Palakkad	7.09	2.87	1	0	1	
59	Pioneer Rubber Plantations(Part)	Kallinthodi Pathumma, Chrussola House, Akampadam, Eranlimangad.P.O.	6.38	2.58	0	0	0	Not working
60	Madhumala Rubber Estate(Part)	Nisha Peter (Minor) rep.by Issac Peter Kureethadaom, Kaloor Road, Cochin10 acre	82.82	33.53	2	0	2	
61	Madhumala Estate,	A Kunhammedkutty, President, Thaeafathul , Islam SanghamDarussalam, Parappur,	7.00	2.83	2	0	2	
62	M/s Madhumala Estate,	Mohammed Ali Abdul Kader, Chairman, Calicul Salva Charitable Trust, IST Buildings, M.P. Road, Kozhikkode	5.00	2.02	1	0	1	
63	Rajah Estate,	P.A. George, Proprietor, Rajah Estates, 40/396-A. Azad Road, Kalloor, Cochin	280.54	113.58	6	0	6	
64	Chulliode Estate,	Thressiamma Thomas, Proprietor, Chulliode Estate, Kollamkulam, Parathode.P.O., Kanjirappally	69.16	28.00	4	0	4	
65	C.T. Company Estate, P.D. , Kallunadu.P.O., Kasuvarakundu, Malappuram	P.D. Mathew, Proprietor, C.T. CompanyEstate, Kallunadu.P.O., Kasuvarakundu, Malappuram	12.99	5.26	3	0	3	

66	C.T Company estate, Kallunadu.P.O., Kasuvarakundu, Malappuram	P.M. Mathai, Proprietor, C.T. Company Estate, Kallunadu.P.O., Kasuvarakundu, Malappuram	14.17	5.74	3	0	3	
67	C.T. Company Estate,Kallunadu.P.O. Kasuvarakundu, Malappuram	Kochurani Joseph, Proprietor, C.T. Company Estate, Kallunadu.P.O., Kasuvarakundu, Malappuram	20.00	8.10	5	0	5	
68	C.T. Company estate, Kallunadu.P.O., Kasuvarakundu, Malappuram	P.D. Thomas Proprietor, C.T. Company Estate, Kallunadu.P.O., Kasuvarakundu, Malappuram	12.99	5.26	3	0	3	
69	C.T. Company estate, Kallunadu.P.O., Kasuvarakundu, Malappuram	Subin Thomas Proprietor, C.T. Company Estate, Kallunadu.P.O., Kasuvarakundu, Malappuram	8.99	3.64	2	0	2	
70	C.T. Company estate, Kallunadu.P.O., Kasuvarakundu, Malappuram	Siju Mathew, Proprietor, C.T. Company Estate, Kallunadu.P.O., Kasuvarakundu, Malappuram	8.99	3.64	2	0	2	
71	C.T. Company estate, Kallunadu.P.O., Kasuvarakundu, Malappuram	Mekkalathu Joseph, Proprietor, C.T. Company Estate, Kallunadu.P.O., Kasuvarakundu, Malappuram	12.00	4.86	2	0	2	
72	C.T. Company estate, Kallunadu.P.O., Kasuvarakundu, Malappuram	Brijith Devassia, Proprietor, C.T. Company Estate, Kallunadu.P.O., Kasuvarakundu, Malappuram	12.99	5.26	3	0	3	

73	C.T. Company estate, Kallunadu.P.O., Kasuvarakundu, Malappuram	Monsi Mathew, Proprietor, C.T. Company Estate, Kallunadu.P.O., Kasuvarakundu, Malappuram	10.35	4.19	2	0	2	
74	C.T. Company estate, Kallunadu.P.O., Kasuvarakundu, Malappuram	Tessy Thomas, Proprietor, C.T. Company Estate, Kallunadu.P.O., Kasuvarakundu, Malappuram	10.99	4.45	2	0	2	
75	C.T. Company estateKallunadu.P.O., Kasuvarakundu, Malappuram	Lally Mathew, Proprietor, C.T. Company Estate, Kallunadu.P.O., Kasuvarakundu, Malappuram	12.50	5.06	3	0	3	
76	C.T. Company estate, Kallunadu.P.O., Kasuvarakundu, Malappuram	P.H. Mathew, Proprietor, C.T. Company Estate, Kallunadu.P.O., Kasuvarakundu, Malappuram	12.50	5.06	3	0	3	
77	C.T. Company estate Kallunadu.P.O., Kasuvarakundu, Malappuram	P.H. Thomas, Proprietor, C.T. Company Estate, Kallunadu.P.O., Kasuvarakundu, Malappuram	12.50	5.06	3	0	3	
78	C.T. Company estate Kallunadu.P.O., Kasuvarakundu, Malappuram	MaryMathew, Proprietor, C.T. Company Estate, Kallunadu.P.O., Kasuvarakundu, Malappuram	12.99	5.26	3	0	3	
79	C.T. Company estate Kallunadu.P.O., Kasuvarakundu, Malappuram	P.H. Joseph, Proprietor, C.T. Company Estate, Kallunadu.P.O., Kasuvarakundu, Malappuram	4.99	2.02	1	0	1	
80	Maratt Rubber Ltd.Plantation Division, Malappuram.	M.K. Marattukulam M.D. Marratt Rubber Ltd, Bannarghetu Road,	16.67	6.75	1	0	1	

		Bangalore.						
81	Veekay Rubber Estate	V.K. Mohammed Rasheed, IV th Floor, Indues Avenue, Kallai Road, Calicut.	29.27	11.85	9	6	15	
82	Veekay Rubber Estate,	V.K. Mohammed Ashraf, IV th Floor, Indues Avenue, Kallai Road, Calicut	29.27	11.85	9	6	15	
83	Veekay Rubber Estate,	V.K. Zakeer Hussain, IV Floor, Indues Avenue, Kallai Road, Calicut	29.27	11.85	9	6	15	
		<b>TOTAL</b>	<b>7358.41</b>	<b>2979.11</b>	<b>631</b>	<b>295</b>	926	

**DETAILS OF REGISTERED PLANTATIONS IN KOZHIKKODE DISTRICT**

Sl.No.	Name & Address of Plantations	Name& address of Owner/Manager	Extent		No. of workers			Remarks
			Area in Acres	Area in Hectares	Male	Female	Total	
1	2	3	4	5	6	7	8	9
1	The Thamarapally Rubber Co. Ltd, Calicut Estate, Calicut Estate, Makkam.P.O., Kozhikode	Billy K. Varghese, Manager, Calicut Estate Makkam P.O., Kozhikode.	836.81	338.79	50	50	100	
2	Thirumbadi Rubber Co. Ltd, Thirumbadi Estate, Makkam.P.O., Kozhikkode	M.K. Patwari, Director, Thirumbadi Rubber co. Ltd, Thirumbadi Estate, Makkam.P.O., Kozhikkode	1788.40	724.05	233	145	378	
3	Cottanad Plantations Ltd, Thamarassery Rubber Estate Puthupadi P.O.,	Sabu P Sam, Manager, Cottanad Plantations Ltd, PB.No. 4, Puthupadi P.O.	1088.21	440.57	32	13	45	

4	Ayanyambad Estate, A.K.Plantations Maramchatty Koombara 673 604	A.K. Jaleel, Proprietor, A1 Padma appartments 4/105A, YMCA Road, 673 001	68.30	27.65	1	1	2	
5	Ayanyambad Estate, KMA Estates	A.K.Kunjahammed, Proprietor, A1 Padma appartments 4/105A, YMCA Road, 673 001	50.98	20.64	2	2	4	
6	P.K. Plantations, Ayanyambad Estae Marachatty, Koombara 673 604	The Manager,P.K. Plantations, Ayanyambad Estae Marachatty, Koombara 673 604	32.11	13.00	1	1	2	
7	K E Rahmath Estate, (Fathima Estate) Thamarassery P.O.	K.E Rahmath, Rajeenas, New Mahi Thalassery	14.57	5.90	0	2	2	
8	K E ReeshaEstate, (Fathima Estate) Thamarassery P.O.	K.E Reesha, Rajeenas, New Mahi, Thalassery	14.57	5.90	1	2	3	
9	K.E. Noushad Estate (Fathima Estate) Thamarassery P.O.	K E Noushad, Rajeenas, New Mahi Thalassery	14.57	5.90	1	0	1	
10	K.E. Rajina Estate, (Fathima Estate) Thamarassery P.O.	K E Rajina, Rajeenas, New Mahi, Thalassery	14.57	5.90	2	1	3	
11	Ayanyambad Estae Marachatty, Koombara 673 604	P.K. Mariam Mohammed, Ayanyambad Estae Marachatty, Koombara 673 604	39.52	16.00	3	3	6	
12	Green Mount Estate, Kunduthode.P.o., Kavilumpara, Kozhikkode. 673 513	Shaji Varghese, Proprietor, Green Mount Estate, Kunduthode.P.o., Kozhikkode	51.01	20.65	7	2	9	
13	Rose Mount Estate, Kunduthode.P.O., Kozhikkode, Kavilumpara	Sabu Varghese, Proprietor, Rose Mount Estate, Kunduthode.P.O., Kozhikkode	33.00	13.36	5	0	5	

14	Pearl Mount Estate, Kunduthode, P.O.,Kavilumpara, Kozhikkode, 673 513	ClarammaVarghese,Ma ngalappally House, Near CMS College, Kottayam	19.88	8.05	3	2	5	
15	Blue Mount Estate, Kunduthode P.O.,Kavilumpara, Kozhikkode 673 513	Biju Varghese, Mangalappally House, Near CMSCollege, Kottayam	51.99	21.05	4	1	5	
16	Mangalapally Estate, Kunduthode P.O.Kavilumpara, Kozhikkode	Sajan Varghese, Proprietor, Mangalapally Estate, KunduthodeP.O. Kavilumpara, Kozhikkode	39.00	15.79	1	0	1	
17	Kalpaka Rubber Plantations(P) Ltd., Vengappara.P.O., Koduvally, Kozhikkode	P.G.Gangadharan,Kalpa ka Rubber Plantations(P) Ltd., Vengappara.P.O., Koduvally, Kozhikkode	405.75	164.27	26	15	41	
18	M/s Simex Rubber Estate, Kurichakam P.O., Kozhikode.	Safeena Abdullah, Proprietor,M/s Simex Rubber Estate, Kurichakam P.O., Kozhikode.	16.01	6.48	3	0	3	
19	M/s Simex Rubber Estate, Kurichakam P.O., Kozhikode.	Sajeera Abdullah,	16.01	6.48	3	0	3	
20	M/s Simex Rubber Estate, Kurichakam P.O., Kozhikode.	Shamseena Abdullah, Proprietor, M/s Simex Rubber Estate, Kurichakam P.O., Kozhikode.	16.01	6.48	3	0	3	
21	M/s Simex Rubber Estate, Kurichakam P.O., Kozhikode.	Sameera Abdullah,Proprietor, M/s Simex Rubber Estate, Kurichakam P.O., Kozhikode.	16.01	6.48	3	0	3	
22	M/s Simex Rubber Estate, Kurichakam P.O., Kozhikode.	T.K. Kunjabdullah, Proprietor, M/s Simex Rubber Estate, Kurichakam P.O., Kozhikode.	16.01	6.48	3	1	4	

23	M/s Simex Rubber Estate, Kurichakam P.O., Kozhikode.	Sayad Abdullah, Proprietor, M/s Simex Rubber Estate, Kurichakam P.O., Kozhikode.	16.01	6.48	4	0	4	
24	Perambra Estate, Plantation Corporation Kerala Ltd., Muthukad.P.O., Calicut	Unnikrishnan, Managing Director, Plantation Corporation Kerala, Head Office Kottayam.	2329.21	943.00	126	117	243	
25	K.M.M. Chembil Rubber Estate, Puthuppadi P.O., Kozhikkode.	Manager, K.M.M. Chembil Rubber Estate, Puthuppadi P.O., Kozhikkode.	296.08	119.87	14	12	26	
26	Jameela Rubber Plantations, Konappa	Thasneem Junaze C/o. K.C. Junaize, Konappa	12.35	5.00	1	0	1	
27	Zubedia Rubber Plantations, Koyapathodi Estate Kaithapoyil, Kozhikode.	K.M. Zubedia, Koyapathody Bunglow, Malappuram	24.72	10.01	3	0	3	
28	Manimala Plantations, Poolakkal P.O. Kakkattil, Kozhikkode.	KC. Ninan. Managing Partner, Manimala Plantations, Poolakkal P.O. Kakkattil, Kozhikkode.	318.63	129.00	48	13	61	
29	Manimala Plantations, Pooikkal.P.O., Kakkattil, Kozhikkode	K.N. Sathyapalan, Manimala Plantation, Pooikkal.P.O., Kakkattil, Kozhikkode	177.84	72.00	20	11	31	
30	Manimala Plantations, Pooikkal.P.O., Kakkattil, Kozhikkode	Syamala, W/o. Sathyapalan, Manimala Plantation, Pooikkal.P.O., Kakkattil, Kozhikkode	140.79	57.00	20	8	28	
31	Chembil Rubber Estate, , Kallai, Kozhikkode	A.K. Kunhamma, c/o. Vazhakkad lumbars, Kallai, Kozhikkode	67.38	27.28	4	4	8	
32	Veppur Estate, Thamarassery.P.O., Kozhikkode	Manager, Vepper estate, Thamarassery.P.O., Kozhikkode	130.00	52.63	2	1	3	

33	Alice Estate, Mokham.P.O., Kozhikode	Alice Oommen, CB Trust, Trustee, Alice Estate, Mokham.P.O., Kozhikode	41.35	16.74	2	0	2	
34	Alice Estate, Mokham.P.O., Kozhikode	O. Thomas, CB Trust, Trustee, Alice Estate, Mokham.P.O., Kozhikode,	40.51	16.40	2	0	2	
35	Alice Estate, Mokham.P.O., Kozhikode	Mohan Thomas, RB Trust, Trustee, Alice Estate, Mokham.P.O., Kozhikode	41.10	16.64	2	0	2	
36	Poonor Estate, Thamarassery, Kozhikode	Kurian Pothen, Manager, Poonor Estate, Thamarassery, Kozhikode	1170.95	474.07	0	0	0	Not working
37	Amalgamated Malabar Estates Co. Ltd., Padupadi.P.O., Kozhkkode	Manager, Amalgamated Malabar Estates Co. Ltd. Pudupadi	252.90	102.39	0	0	0	Not working
38	Combian Cardamom Estate, Amalgamated Malabar Estates Co. Ltd., Padupadi.P.O., Kozhikkode	Manager, Amalgamated Malabar Estates Co. Ltd. Pudupadi	99.96	40.47	0	0	0	Not working
39	St. Mathews Estate, Kunduthode, Kuthivalachel, Pala	K.V. Joseph, st. Mathews Estate, Kuthivalachel, Pala	59.97	24.28	1	0	1	
40	Manassery Estate, Urumi Punnakkaddavu, Mukham Muslim Orphanage Committee, Mukkham.P.O..	Secretary, Mukkam Muslim Orphanage Committee, Mukkham.P.O..	36.90	14.94	8	6	14	
41	Venchery Estate, Koyappathodi, Kozhikode.	Sucharita Mehta, Proprietor, Koyapothody Bungalow, Malampuzha, Calicut	12.35	5.00	12	3	15	
		<b>TOTAL</b>	<b>9912.28</b>	<b>4013.07</b>	<b>656</b>	<b>416</b>	<b>1072</b>	



DETAILS OF REGISTERED PLANTATIONS IN WAYANAD DISTRICT								
Sl.No.	Name & Address of Plantations	Name& address of Owner/Manager	Extent		No. of workers			Remarks
			Area in Acres	Area in Hectares	Male	Female	Total	
1	2	3	4	5	6	7	8	9
1	Kottanad Plantations Ltd.,Kottanadu P.O. Meppady	Director, Kottanad Plantations Ltd.p.B.No 1117, Kozhikkode.	359.36	145.49	43	73	116	
2	Chellot Estate,Chundel P O	Manager,Chelott Estate,Chundel P.O	646.18	261.61	178	155	333	
3	HML Chundel Estate(Harrisons Malalyalam Ltd)	Manager, HML Chundel Estate, Chundel.P.O., Wayanad	1009.32	408.63	252	433	685	
4	HML Arappetta Estate(Harrisons Malalyalam Ltd)	Manager, HML Arapetta Estate, Meppadi.P.O., Wayanad	1805.79	731.09	355	689	1044	
5	Ripon Estate, Podar Plantations, Meppadi.P.O.	Managing Director, Podar Plantations, Meppadi.P.O.	1134.47	459.30	189	266	455	
6	Achoor Estate (Harrisons Malalyalam Ltd) Achooranam P.O	Manager, Achoor Estate, Achoornam P.O.Pozhuthana (Via) Wayanad Dt.	1507.56	610.35	320	505	825	
7	Santinal Rock Estate(Harrisons Malalyalam Ltd Vellarmala P.O	Manager, Santinal Rock Estate, Vellarmala.P.O., Meppadi (Via) Wayanad Dt.	1247.94	505.24	173	258	431	
8	Elstone Estate , Kalpetta P.O.	T S Kunhimahin Haji, M D Elstone Tea Estate,kalpetta, Padoor house, Thekkil P.O., Kasargod Dist.	709.53	287.26	135	116	251	
9	Chulika Estate, Meppadi.P.O., Wayanad	Manager,Chulika Estate,Meppadi.P.O., Wayanad	1025.03	414.99	240	148	388	

10	Chempra Estate, Chempra.P.O., Meppady	Manager, Chempra Estate, Chempra.P.O., Meppady	683.55	276.74	147	232	379	
11	Kurichyarmala Estate	Managing Director and Board Of Directors,Kurichyarmala Estate,Pozhuthanan P O Wyanad	385.94	156.25	77	172	249	
12	Thalamala Estate B Division Vaithiri.P.O.	P.C. Thahir, Sava, Chelapparam, Calicut	40.98	16.59	11	13	24	
13	AyshaPlantations, ThalamalaEstate, Vaithiri P.O.	P.C. Thahir, Mg. Partner, SakeenaTahir,Partner, Sana, Chalappuram, Calicut-2	19.99	8.09	3	13	16	
14	Thalamala Estate' E ' Division Vaithiri.P.O	Aghin Tahir, Sana, Chelapparam, Calicut- 2	47.98	19.43	10	11	21	
15	Thalamala Estate 'C' Division Vaithiri.P.O	Sakeena Tahir, Sana, Chelapparam, Calicut	41.00	16.60	2	21	23	
16	Thalamala Estate 'D' Division Vaithiri.P.O	.Ashique Tahir, Sava, Chelapparam, Calicut	47.98	19.43	10	19	29	
17	Poothakkolli Estate, Meppadi P.O.	N.P.Muhammed Haji, Managing Partner, Poothakkolli Estate, Meppadi.	125.81	50.94	15	14	29	
18	Chandranath Estate, Kunnambetta P.O., Wayanad	M.P.Dharamapalan, Ratnatra vilas, Kunnambetta, Wayanad	138.96	56.26	6	0	6	
19	Padmamba Estate, Kuttamunda,Kunnambe tta.P.O. Wayanad	President, Dharmapat, Jain Trust, Kunnambetta.P.O. Wayanad	152.00	61.54	2	1	3	
20	Pambra Estate Pambra P.O, SulthanBatheri	Managing Director Pambra Coffee Plantations, Pambra.P.O. S. Batheri	689.20	279.03	17	25	42	

21	Kamala Estate(A Division) Thekkumthara.P.O., Kalpetta.	A.Kamalam, Kamala Estate, Thekkumthara.P.O., Kalpetta	32.00	12.96	2	3	5	
22	Kamala Estate (B Division) Thekkumthara.P.O., Kalpetta	A. Kamalam, Kamala Estate, Thekkumthara.P.O., Kalpetta	22.20	8.99	3	1	4	
23	Gopal Estate, Thekkumthara P.O	A. Gopalakrishnan, Gopal Estate, Thekkumthara.P.O., Kalpetta	18.37	7.44	1	2	3	
24	Anila Estate, Thekkumthara.P.O.,	A. Devayani, Anila Estate, Thekkumthara.P.O., Kalpetta	40.00	16.19	2	0	2	
25	Alankar Estate, Chellancode P.O.	A. Syamala Devi, Alankar Estate, Chellancode P.O.	30.83	12.48	2	0	2	
26	Beenachi Estate, Beenachi.P.O. S. Batheri	Director, Beenachi Estate, Beenachi.P.O. S. Batheri	554.05	224.31	9	16	25	
27	Wariyat Coffee Estate, Muttill.P.O., Kalpetta, Wayanad Dt.	Managing Director, Wariat Coffee Estate, Muttill.P.O., Kalpetta, Wayanad Dt.	391.09	158.34	26	50	76	
28	Kalayanamandiram Estate Kalpetta North.P.O.	MSP Family JainTrust, Kalpetta North.P.O.	104.06	42.13	0	6	6	
29	Shanthinath Estate, Kalpetta NorthP.O., Wayanad Dt.	M.P.SanthivarmaJain, Santhinath Estate, Kalpetta NorthP.O., Wayanad Dt.	164.00	66.40	2	11	13	
30	Aradhana Estate, Chellancode.P.O	Smt.A SanthaDevi, Aradhana Estate, Chellancode .P.O.	33.84	13.70	2	1	3	
31	AmruthaEstate, Chellancode.P.O	A Sathy Devi, Amrutha Estate, Chellancode P.O Kalpetta	41.87	16.95	2	0	2	

32	Apsara Estate, Chellancode.P.O	A Sabitha Devi, ApsaraEstate, Chellancode P.O Kalpetta	31.02	12.56	1	1	2	
33	Kokkuzhimadom Estate, Maniyancode P O. Kalpetta, Wayanad	M A BalubaliKumar, Kokkuzhimadom Estate, maniyancode P O Kalpetta, Wayanad	161.04	65.20	8	2	10	
34	Garuda Plantations(A), Kalpetta P.O,	K.V.Krishna Das, Garuda Plantations(A), Kalpetta P.O.	20.10	8.14	4	2	6	
35	Maniyancode Estate, Maniyancode P.O.	M.A. Ajith Prasad Jain, Maniyancode Estate, Maniyancode P.O.	120.00	48.58	5	3	8	
36	Rockside Estate, Calicut 1.	K V Kunhammed, MD, Rockside plantation Pvt Ltd, Calicut 1	158.15	64.03	1	0	1	
37	Mandokara Estate, Kariyambadi PO., Wayanad	H.S Shivanna, MandokaraEstate, Kariyambadi, P.O Wayanad	96.33	39.00	10	7	17	
38	Palakamoola Estate, Kariyambadi P.O.	H.S Shivakantappa, Palakamoola Estate, Kariyambadi, P.O Wayanad	78.00	31.58	12	4	16	
39	Garuda Plantations(B), Kalpetta P.O,	K K Haridas, Garuda Plantations, KalpettaP.O.,Wayanad	19.64	7.95	3	8	11	
40	Garuda Plantations(C), Kalpetta P.O,	K K Narayanan, Garuda Plantations(C), Kalpetta, Wayanad	19.40	7.85	0	0	0	
41	Garuda Plantations(D), Kalpetta P.O,	K K Krishnan Kumar, GarudaPlantations(D),K alpetta P.O,Wayanad	19.34	7.83	0	0	0	
42	Sabitha Estate, Kalpetta North,Wayanad	Sabitha V Kumar,sabitha Estate,Vijaya mahal,Kalpetta North,Wayanad	72.94	29.53	5	4	9	

43	Vijaya Cheenkeri Estate, Kalpetta north Wayanad	M Vivek, Vijaya Cheenkeri Estate, Vijaya Mahal, Kalpetta North Wayanad	80.29	32.51	2	1	3	
44	Krishna Estate, kalpetta North PO ,Wayanad	President, Chandra Prabha charitable trust,, kalpetta North PO ,Wayanad	469.32	190.01	7	16	23	
45	Vijayamandiram Estate, Kalpetta North P.O	M.J.Vijayapadman, Vijayamandiram Estate, Vijaya Mahal, kalpetta north PO ,Wayanad	137.94	55.84	2	5	7	
46	Colerie Estate, Meppadi P.O., Wayanad	P V Punnen, Colerie Estate, Door No27/443, Thazathangadi P O Kottayam	128.74	52.12	3	7	10	
47	Vazhakkala Estate (Wayanad Estate), Poothumala P.O.	Managing Partner & Manager, Vazhakkala Estate (Wayanad Estate), Poothumala P.O.	524.26	212.25	12	15	27	
48	Aswathy Plantations, Kuppmudy Estate, Kolagappara P.O., Wayanad	Managing Trustee, Aswathy Plantations, Kuppmudy Estate, Kolagappara P.O., Wayanad	393.32	159.24	8	24	32	
49	Seetha Estate, Vythiri, Kalpetta P.O	Seetha Sivasubramanian, Seetha Estate, Vythiri, kalpetta P.O	19.32	7.82	4	10	14	
50	Vengathodu Estate, Pozhuthana.P.O. Wayanad Dt.	Manager, & Board of Directors, Vengathode Estate, Pozhuthana.P.O. Wayanad Dt.	260.12	105.31	73	32	105	
51	Rivers dale Estate, Pozhuthana.P.O., Wayanad Dt.	Manager & Board of Directors, Riversdale Estate of the Kurchimala Plantations Ltd. Pozhuthana.P.O.,	219.39	88.82	15	6	21	

52	Kanakamala Estate, Pozhuthana.P.O., Wayanad Dt.	Manager & Board of Directors, Kanakamala Estate of the Kurchimala Plantations Ltd. Pozhuthana.P.O., Wayanad	316.83	128.27	32	87	119	
53	Kanchanam Estate, Pativayal, Vatuvanchal P.O.	Leela Sreedharan, Kanchanam Estate.	34.85	14.11	2	2	4	
54	Pativayal Plantation, Pativayal, Vatuvanchal, P.O.	Mg. Partner , Pativayal Plantations,Pativayal, Vatuvanchal, P.O.	130.87	52.98	6	9	15	
55	Krishnagiri Estate, Kalpetta North.P.O., Wayanad Dt.	M.V. Sreyams Kumar , Puliyarmala, Kalpetta North.P.O., Wayanad Dt.	48.16	19.50	4	2	6	
56	Padma Estate, Kalapetta North.P.O. Wayanad	M.V. Usha Devi, Puliyarmala, Kalapetta North.P.O. Wayanad Dt.	20.05	8.12	2	1	3	
57	Mattappara Estate, Kalpetta North.P.O., Wayanad Dt.	M.P. Chandranath, Raja Griha,Kalpetta North.P.O. Wayanad Dt.	69.09	27.97	0	0	0	
58	Purakkedy Estate, Puliyarmala, Kalpetta North.P.O., Wayanad Dt	M.P. Veerendrakumar, Puliyarmala, Kalpetta North.P.O., Wayanad Dt	45.36	18.36	4	0	4	
59	Puliyuarmala 'B' Estate, Kalpetta North.P.O., Wayanad Dt.	M.P. Chandranath, Raja Griha, Kalpetta North.P.O. Wayanad Dt.	56.34	22.81	4	2	6	
60	Puliyuarmala '(A)'Estate, Puliyarmala, Kalpetta North.P.O., Wayanad Dt	M.P. Veerendrakumar, Puliyarmala, Kalpetta North.P.O., Wayanad Dt	41.55	16.82	4	0	4	
61	Sreekrishna Estate, Kalpetta P.O.	M.K. Paramesaran, Sreekrishna Estate, Kalpetta	87.24	35.32	7	4	11	

62	Mahaveer Estate, Chundale Via Kunnambetta P.O.	Syamala Mahaveeran, Mahaveeer Estate, Chundale Via Kunnambetta P.O.	141.01	57.09	0	1	1	
63	Ananda Estate, Chundale Via Kunnambetta.P.O.	M.A. Sarojini Avva, Managing Partner, Ananda estate, Chundale Via Kunnambetta.P.O.	49.64	20.10	4	4	8	
64	Sujatha Estate, Chundale Via, Kunnambetta	M.A. Sujatha, Sujatha Estate,Chundale Via, Kunnambetta	60.00	24.29	0	2	2	
65	Saroja Estate, Chundale Via Kunnambetta.P.O.	M.A. Sarojini Avva, Saroja estate, Chundale Via Kunnambetta.P.O.	59.38	24.04	1	0	1	
66	Nirmala Estate, Chundale Via Kunnambetta.P.O	M.A. Nirmala Kumari, Nirmala Estate,Chundale Via Kunnambetta.P.O	60.00	24.29	2	2	4	
67	C.P. Plantations, Thalipuzha, Lakkidi.P.O.	Zakheer Hussian, C.P. Plantation, Thalipuzha, Lakkidi.P.O.	40.00	16.19	2	2	4	
68	Fathima Estate, Thalippuzha Lakkidi P.O	V.K. Muhamamed Ashruf, Fathima Estate,Thalipuzha, Lakkidi.P.O.	25.00	10.12	3	1	4	
69	V.K.Farms, Thalipuzha, Lakkidi.P.O., Wayanad	V.K. M. Rasheed, V.K. Farms,Thalipuzha, Lakkidi.P.O.	25.00	10.12	3	1	4	
70	Ayisha Plantations, Pooncholappara, Vythiri P.O.,	P.C. Thahir, Managing Director, Aushik Enterprises, Kozhikkode.	494.00	200.00	10	22	32	
71	Vijaya Plantations, Vythiri, Kalpetta P.O.	E.K. Vijayan, Sindhooram, Eranjipalam, Calicut	40.00	16.19	5	2	7	
72	Thekkethattil Plantation, Vakary P.O. S. Batheri	A. Jacob Thomas, Thekkethattil, Vakary P.O. S. Batheri	43.00	17.41	7	5	12	

73	Greenvalley Estate, Vakkery P.O.	Dr. Poulouse P.Thomas, Greenvalley Estate, Vakkery P.O.	65.00	26.32	8	7	15	
74	Edenvalley Plantations, Vakkery P.O.	Santhamma Abraham, Edenvalley Plantations, Vakkery	65.00	26.32	9	6	15	
75	Regional Coffee Research Station, Chundel.P.O	Deputy Director (Research), Regional Coffee Research Station, Coffee Board Govt. of India under Ministry of Commerce, Chundel.P.O.	287.11	116.24	25	11	36	
76	Makkuni Estate, Madakkimala P.O. Kottathara	M.K. Nambiar, Devalayam, Shenai Road, Kaloar, Kochi	49.40	20.00	0	1	1	
77	Vythiri Habitat , Vythiri, Lukkidi.P.O.	Jose Kynadi, M.D. Vythiri Habitat, Lukkidi.P.O.	75.00	30.36	6	0	6	
78	Vythiri Farm, Vythiri, Lukkidi.P.O.	Jose Kymadi, M.D. Vythiri Farm, Lukkidi.P.O.	50.00	20.24	5	4	9	
79	Vythiri Resort, Lukkidi.P.O.	Jose Kynadi, M.D. Vythiri Resort, Lukkidi.P.O.	25.00	10.12	0	0	0	
80	Kusumam (P)Estate, Vattuvanchal P.O.	Reetha Premachandran, Kusumam(P) Estate. Vattuvanchal.P.O.	22.88	9.26	1	2	3	
81	Kusumam (J)Estate, Vattuvanchal P.O.	Dr..Jananrdanan, Kusumam(J) Estate, Vattuvanchal.P.O.	41.99	17.00	6	3	9	
82	Kusumam(R) Estate, Vattuvanchal P.O.	K. Raveendran, Kusumam (R)Estate, Vattuvanchal P.O.	36.84	14.92	1	1	2	
83	Kanaka Estate, Vattuvanchal.P.O.	Rohini Achuthan Nair, Kanakam Estate, Vattuvanchal.P.O.	23.51	9.52	3	3	6	



84	Jayakumari Estate, Madakkimala.P.O. Wayanad	M.A. Jayakumari, Proprietors, Jayakumari Estate, Madakkimala.P.O. Wayanad	21.59	8.74	2	0	2	
85	Anoop estate, Madakkimala P O., Wayanad	P P Anoop, Anoop estate madakkimala PO, Wayanad	10.00	4.05	1	0	1	
86	Neelagiri Estate,Rattakolli., Kalpetta P.O.	P.P.MuhammedSahad P.P. House, Elangode, Panoor	21.35	8.64	5	6	11	
87	Munahara Hamza Estate, Meppady, Vythiri, Wayanad	Munahara Hamza, Chalet,Nellikode, Calicut	14.78	5.99	2	0	2	
88	Minu Mumthaz, Meppady, Vythiri, Wayanad	Minu Mumthaz, Chalet,Nellikode, Calicut	9.78	3.96	2	0	2	
89	Nazeera Azad Estate, Meppady, Vythiri, Wayanad	Nazeera Azad, Mandayapurath House, Nellikode.P.O., Calicut	9.78	3.96	2	0	2	
90	Cheriyathaitthottathil Estate, Meppady, Vythiri, Wayanad	Ashsir Ali,Subi 39/2474A, Chaliyarakkan - parambil, Puthiyangadi, Calicut	5.75	2.33	1	0	1	
91	P.M. Mustafa Estate, Meppady, Vythiri, Wayanad	P.M. Mustafa Subi 39/2474A, Chaliyarakkan - parambil, Puthiyangadi, Calicut	5.75	2.33	1	0	1	
92	Haizal zabrina Hamza Estate, Meppady, Vythiri, Wayanad	Haizal Zabrina Hamz, Chalayath House, Nellikode P.O.Calicut	14.78	5.98	2	0	2	
93	Zeba Mooppan Estate, Meppady, Vythiri, Wayanad	Zeba Moopan, Mandayapurath House, Nellikode.P.O., Calicut	9.78	3.96	2	0	2	
94	Aisha Zeba Mooppan Estate, Meppady, Vythiri, Wayanad	Aisha Moopan, Mandayapurath House, Nellikode.P.O., Calicut	9.78	3.96	2	0	2	

95	M.A. Shameena Estate, Meppady, Vythiri, Wayanad	M.a. shameena, M.A. Villa, Chevayoor.P.O., Calicut	10.00	4.05	2	0	2	
96	Ziyam Mooppan Estate, Meppady, Vythiri, Wayanad	Ziyam Moopan, Mandayapurath House, Nellikode.P.O., Calicut	9.78	3.96	2	0	2	
97	Platinum Point Plantation(P) Ltd., Meppady, Wayanad	U. Basheer, Director, Marineplace, Chalappuram.P.O. Calicut	40.01	16.20	6	3	9	
98	Meppadi Plantations ( P) Ltd., Meppadi.P.O, Wayanad	U. Basheer, Director, Marineplace, Chalappuram.P.O. Calicut	350.42	141.87	23	40	63	
99	Kannans Plantations, Vatuvaanchal P. O.	K.K.Sasidharan, Managing Partner, Kannans, Guruvayur P.O., Thrissur	20.25	8.20	1	1	2	
100	Greenvalley Plantations, Pativayal.	Mohan. R, Mohan Garden, Kalpetta P.O.	29.17	11.81	2	1	3	
101	Elampileri Estate, Meppady P.O.	N. Panneervel, Managing Partner, Elampileri Estate, Meppady P.O	407.49	164.98	6	7	13	
102	Meenakshy Vilas estate, Meppadi PO, Wayanad	Manager, Meenakshy Vilas estate, Meppadi PO, Wayanad	277.95	112.53	11	18	29	
103	Sakthi Thottam, Vythiri.P.O.	S. Balaganesh, Sakthi Thottam, Vythiri.P.O.	11.67	4.73	3	4	7	
104	Vasantham Thottam, Vythiri.P.O.	S. Balaganesh, Vasantham Thottam, Vythiri.P.O.	9.41	3.81	1	0	1	
105	Meenakshivilasam Estate II nd Division	M.Alagammai, Meenakshivilasam Estate II nd Division, Meppadi.P.O.	45.00	18.22	16	19	35	
106	Vanarani plantations, Mundackai P O.,	Alex K Babu , Vanarani Plantations,	108.05	43.74	12	26	38	

107	Nirupama Plantations, Vellalrimala, Meppadi.P.O.	Pramodh N. Sarma, Nirupama Plantations, Vellarimala, LuckyHill, Meppadi.P.O.	69.16	28.00	12	18	30	
108	Vengacotta Estate (Vagaplantations), Vythirit.P.O.	Managing Director , Vengotta estate (Vaga plantations), Vythirit.P.O.	288.00	116.60	72	27	99	
109	Mangalam Carp Estate, Chulliyode P.O.,	Sobha Jayan, M.D. South Indian Estate and Industries Pvt. Ltd., Pratheeksha, Rajaji Road, Cochin.	114.31	46.28	8	16	24	
110	Accadamy for Advancement of resources & talents (P) Ltd, Lakkidi, Vythiri, Wayanad	P. Abdulla, M.D., Ainul zarqa, Athanikkal West Hill, Calicut	55.46	22.45	1	4	5	
111	Sumangalam Carp Estate(P) Ltd, Chulliyode.P.O. S. Batheri	V. Surendran & Lekshmi Surendran, Monisha, Vadakkechira Road, Thrissur-680020	93.69	37.93	2	13	15	
112	A.K.Coffee Estate, Periya	A.K. Kaderkutty, Pallicoon Bunglow, Tellicherry	88.00	35.63	5	4	9	
113	A.K. Tea Estate, Varayal. P.O	A.K. Kaderkutty, Pallicoon Bunglow, Tellicherry	81.00	32.79	9	3	12	
114	Ashiyana Greens, Varayal	P.K.Shameem, Mr.Medappa, Kannur 670001	221.68	89.75	1	5	6	
115	Bargiri 'A' Estate, Tholpetty	AV Abdul Samad , Mr.Mani	97.14	39.33	3	2	5	
116	Bargiri 'B' Estate, Tholpetty	AV Abdul Samad , Mr.Mani	97.14	39.33	3	6	9	
117	Bargiri 'C' Estate, Tholpetty	AV Abdul Samad , Mr.Mani	97.14	39.33	5	3	8	

118	Bisonfield estate 'X' Division, Kartickulam.	N Mammooty & Nabeesa Mammooty, Sajitha manzil, Kalloor, Komayad P O	25.16	10.19	1	3	4	
119	Bisonfield estate 'Y' Division, Kartikulam.	V Assainar & Mariam Assinar, Lubnamanzil, Panamaram P O	25.00	10.12	0	1	1	
120	Biswas Estate, Anjkunnu.P.O., Mananthavady.	P.P. Biswas, Palukunnu, Anjkunnu.P.O., Mananthavady	18.21	7.37	1	2	3	
121	Brahmagiri 'A' Estate, Thirunelly	P.C. Balakrishnan	227.51	92.11	3	5	8	
122	Brahmagiri 'B' Estate, Tholpetty P O Wayanad	Michal Van Ingen Partner Brahmagiri B Estate, Tholpetty P O Wayanad	477.99	193.52	5	24	29	
123	Calvery Estate, Panavally	Br. Varghese, Calvery Estate	15.09	6.11	1	0	1	
124	Karmal Nivas Estate, Kartikulam	Br. Varghese, Karmal Nivas Estate, Kartikulam	21.66	8.77	1	1	2	
125	Chandrika Estate, Vilambukantam	T. Mohanan, Vanajyolsna, Echome.P.O. Wayanad Dt.	10.00	4.05	1	0	1	
126	Devi Estate, Vellamunda	Manager, Devi Estate	23.76	9.62	1	1	2	
127	Devi Estate, Kartikulam	N.Indira Devi, Madakimala.P.O., Kalpetta	14.79	5.99	1	0	1	
128	Glen Ieven Estate Ltd, Thalappuzha.	Cyriac Mathew, M.D., Glen Ieven Estate, Varayal-670645	121.03	49.00	7	6	13	
129	Harry Land Estate, Peria	P K Harris Harry Land Estate Periya P O Wayanad	302.99	122.67	9	24	33	

130	Karmel Nikethan Estate, Kartikulam-670646	Fr. Sunny Kodiyan, President, Karmel nikethan Estate, Kartikulam-670646	27.99	11.33	0	2	2	
131	Kartikulam & Alathur Estate, Kartikulam P O Wayanad	E.J. Van Inger, Banaswadi road Cooke Town, Bangalore - 560005	220.19	89.15	10	19	29	
132	Kampamala Tea Plantation Project, mananthavady	Divisional manager, Kerala forest Development Corporation Ltd.	248.65	100.67	89	107	196	
133	Krishnagiri Estate, Thirunelley	Nazeer, Krishnagiri Estate Thirunelley	120.00	48.58	3	0	3	
134	Kutty Plantations , Kappattumala	PK Maraim Mohammed, M D A K Office Bldng Baliapatam	530.00	214.57	3	2	5	
135	Lourd Estate, Panavelly.P.O., Kartikulam, Wayanad	Br. Varghese, Lourd Estate, Panavelly.P.O., Kattikulam, Wayanad	43.87	17.76	0	1	1	
136	Makimalai Tea Estate Pvt Ltd, Cherakkara P.O. Thalappuzha	K M Ibrahim, M D Meekimalai Tea Estate Pvt. Ltd, Sunticoppa, North Kodagai, Karnataka	298.50	120.85	3	12	15	
137	Mary Mount Estate, Thonder, Niravilpuzha, Mattilayam.P.O.	Fr. Sunny, Mary Mount Centre, Niravilpuzha, Mattilayam.P.O.	24.00	9.72	2	3	5	
138	Nagamana Estate, Tholpetty,	K.M. Mehaboob, Nagamana Estate, Tholpetty.P.O	91.75	37.15	2	9	11	
139	Nazeema estate, Peria 670 644	K.M. Nazeem	255.82	103.57	2	14	16	
140	New Bramagiri 'A' Estate Thirunelley, Mananthavady	N.R. Muhammed Abdul Manaf. N.R, Mg. Partner, Nerath House, Mangad.P.O., unnikulam, Kozhikode	86.62	35.07	1	2	3	

141	Nirmalagiri Estate, Niravilpuzha, Nattialayam 670 731	Mathew Stanly, Manager, Nirmalagiri Estate.	50.00	20.24	2	0	2	
142	Nirmala Plantations, Kartikulam.	Joseph Thomas, Manager, Nirmala Plantations, Kartikulam, Mananthavady	44.46	18.00	2	1	3	
143	Padmalayam estate, Anjukunnu P.O.	M.A. Jayakumari, Padmalayam Estate, anjukunnu.P.O., Panamaram	23.98	9.71	2	2	4	
144	Padua Estate, Panavally.P.O. Thirunelly	Bro Varghese, Manager, Padua Estate, Panavally.P.O., Kartikulam, Wayanad	15.00	6.07	0	2	2	
145	Pant Enterprises, Kartikulam	M. Balakrishnan. Pant Enterprises, Via Kartikkulam, Wayanad	133.50	54.05	5	4	9	
146	Parisons Estate&Industries, Cherakkara.	N.K. Muhammadali. M.D., Parisons Estate&Industries	820.04	332.00	168	265	433	
147	Parisons Estate&Industries, Jessie Estate, Pilakavu	N.K. Muhammadali. M.D., Parisons Estate&Industries	521.79	211.25	63	156	219	
148	Parisons Estate & Industries, Tetamala.	N.K. Muhammadali. M.D., Parisons Estate & Industries	519.94	210.50	86	170	256	
149	Parisons Estate&Industries, Thalappuzha.	N.K. Muhammadali. M.D., Parisons Estate&Industries	881.79	357.00	150	311	461	
150	Peevees Plantation, Narikkallu Estate, Tholpettey	P.V. AliMubaraq, Peevees Plantation, Tholpettey.	221.46	89.66	15	12	27	
151	Peria Peak Estate Pvt LTd, Thalappuzha, Peria P.O.	Antony George M.D, Peria Peak Estate Pvt LTd Periya P O Wayand	86.99	35.22	0	17	17	

152	Prajwal Estate, Vellamunda	Prajwal Biswas, Jayakumari Estates, Madakkimala.P.O., Kalpetta	15.50	6.28	1	0	1	
153	Priyadarsani Tea Estate, Mananthavady.P.O.	M.D.(Dist. Collector, Waynad & 15 other Directors P.B.No. 29, Mananthavady, Mananthavady Tribal Plantation Corporation Ltd. Mananthavady.P.O.	368.62	149.24	105	254	359	
154	Puthiyakovilakom Estate, 'A' Division,Thirunelly.	K.K. Subramanian, Puthiyakovilakom Estate A Thirunelly.P.O.	26.35	10.67	4	1	5	
155	Puthiyakovilakom Estate. 'B' Division,Thirunelly.	K.K. Subramanian, Puthiyakovilakom Estate B, Thirunelly.P.O.	24.01	9.72	1	0	1	
156	Puthiyakovilakom Estate. 'C'Division,Thirunelly.	K.K. Subramanian, Puthiyakovilakom Estate C, Thirunelly.P.O.	22.23	9.00	4	2	6	
157	Puthiyakovilakom Estate. 'D'Division,Thirunelly.	K.K. Subramanian, Puthiyakovilakom Estate D, Thirunelly.P.O.	23.99	9.71	2	3	5	
158	Puthiyakovilakom Estate. 'E'Division,Thirunelly.	K.K. Subramanian, Puthiyakovilakom Estate E, Thirunelly.P.O.	15.12	6.12	3	3	6	
159	Ramagiri Estate, Thirunelly	Manager, Ramagiri Estate, Thirunelly	119.99	48.58	1	0	1	
160	Ramagiri Estate, Varayal	M.V. Sankaran,	45.00	18.22	1	2	3	
161	Razia Greens,Thalappuzha	P.K. Shameem, Razia Greens, Thalappuzha	93.37	37.80	0	6	6	
162	Saroja Estate, (Green Acres), Thalappuzha	Habeeb muhammed, Saroja Estate, (Green Acres), Thalappuzha	530.00	214.58	8	8	16	
163	SivagiriEstate, Thirunelly.P.O., Mananthavady	P.C. Balakrishnan, Sivagiri Estate Thirunelly.P.O. Mananthavady	120.00	48.58	1	2	3	

164	St. Elias Aranyashram Estate, Niravilpuzha.P.O., Mattilayam, Wayanad	Fr.Mathew Stanley, Niravilpuzha.P.O., Mattilayam, Wayanad	17.00	6.88	1	0	1	
165	Star 'B' Estate,Tholpetty	M.B. Ahamedkutty Haji, Star' B' Estate, Tholpetty	14.00	5.67	1	2	3	
166	St. Thomas Minor, Seminari Estate, Kartikulam	Fr. Thomas, Poikamannil, St. Thomas Minor Seminari Estate, Kartikulam, Mananthavady.	24.04	9.73	1	2	3	
167	Technology Evaluation Centre, Coffee Board, Kuzhinilam, Mananthavady	Sr. Liaison Officer, Technology Evaluation Centre, Coffee Board	27.47	11.12	2	3	5	
168	Thankamma Estate, Vilambukantam	T.Thankam, Karuna House,Echome.P.O., Panamaram	17.00	6.88	1	0	1	
169	Trust Plantation, Tholpetty,P.O., Wayanad	Manager, Trust Plantation, Tholpetty,P.O., Wayanad	36.00	14.58	2	4	6	
170	Viyaney bhavan estate,Kartikulam.	Fr.paul MC, Manager Viyaney bhavan estate Manakkattumattom.	19.35	7.83	2	1	3	
171	Woodland Estate, Anjukunnu	P.P.Anoop, woodland Estate, Palukunnu, Anjukunnu.P.O., Wayanad	26.29	10.64	2	2	4	
172	Woodland Estate, Karttikulam	Fr. Paul, Manakkattumatom, Woodland Estate, Karttikulam	23.75	9.62	2	0	2	
173	Yamuna Plantations 'A' Division,Periya P O Wayand	T SR Madhav Yamuna Plantations 'A' Division, Periya P O Wayand	23.00	9.31	1	0	1	
174	Yamuna Plantations 'B' Division,periya P O Wayand	T S sunilkumar Yamuna Plantations 'B' Division,periya P O Wayand	20.00	8.10	1	0	1	



175	Yamuna Plantations 'C' Division, Periya P O Wayand	T S Nanda Kumar, Yamuna Plantations 'C' Division,periya P O Wayand	20.00	8.10	1	0	1	
176	Yamuna Plantations 'D' Division, Periya P O .Wayand	Mrs Roja Yamuna Plantations 'D' Division,periya P O Wayand	20.00	8.10	1	0	1	
177	Yamuna Plantations 'E' Division, Periya P O. Wayand	Sanand T R Yamuna Plantations 'E' Division,periya P O Wayand	15.00	6.07	1	0	1	
178	Yamuna Plantations 'F' Division, Periya P.O. Wayand	T R Sayoojia Yamuna Plantations 'F' Division,periya P O Wayand	15.00	6.07	1	0	1	
179	Fring Ford Estate, Thavinjal	Joy Arrakkal	30.23	12.24	12	3	15	
		<b>TOTAL</b>	<b>29965.53</b>	<b>12131.8</b>	<b>3607</b>	<b>5290</b>	<b>8897</b>	

**DETAILS OF REGISTERED PLANTATIONS IN KANNUR DISTRICT**

Sl.No.	Name & Address of Plantations	Name& address of Owner/Manager	Extent		No. of workers			Remarks
			Area in Acres	Area in Hectares	Male	Female	Total	
1	2	3	4	5	6	7	8	9
1	Central State Farm, StateFarm, Aralam.P.O. Peravoor,	TheDirector, Central StateFarm, Aralam.P.O. Peravoor,	750.88	304.00	16	15	31	
2	Christhu Dasi Estate, Poolakutty, Nedumpoil.P.O.	Mother Superior, Christhu Dasi Estate, Convent, Seminary Villa,Nedumpoil.P.O.	15.00	6.07	0	0	0	
3	Kadavanadu Plantations, Kuttoor.P.O., Kannur	Fr. Philip, Vellyiyakavumkal	357.00	144.53	16	16	32	

4	Keepally Rubber Estate, Keepally.P.O.	K.L. Ramanathan, Keepally Rubber Estate, Keepally.P.O.	600.00	242.92	5	1	6	
5	Nazareth Bhavan Estate, Kunnoth P.O., Kiliyanthara	Mother Superior, Nazareth Bhavan, Munnoth, Kiliyanthara	10.00	4.05	2	0	2	
6	Pioneer Estate, Podukutty.P.O. Kannur	P.C. Lakshmi, Proprietor, Pioneer Estate, Podukutty.P.O. Kannur	97.27	39.38	2	4	6	
7	Sanmariya Estate, Keepaly	Manager, Sanmariya Estate.	111.40	45.10	2	1	3	
8	Puthukad Estate, Chundakkunnu P.O., Chemperi, Kannur	Fr.Varghese, manager, Puthukad Estate, Chundakkunnu P.O., Chemperi,	309.94	125.48	15	0	15	
9	Regional Research Station, Padiyoor	Director, Rubber Board, Kottayam.	98.80	40.00	7	15	22	
10	Santhome Estate, Kunnoth, Kiliyanthara.P.O., Kannur	Manager, Santhome Estate, Kunnoth, Kiliyanthara.P.O., Kannur	137.00	55.47	7	0	7	
11	Savio Boy's Town Estate, Kunnoth, Kiliyanthara.P.O.	Manager, Savio Boy's Town Estate, Kunnoth,	19.99	8.09	3	1	4	
12	Seminarivilla Estate, Nedumpoli.	Fr.Chackochan, Vazhakkala, Nedumpoli, P.O., Kannur.	39.99	16.19	3	0	3	
13	Kurumundayil Estate, Panappuzha.P.O., Mathamangalam, Kannur,	Mathew Philipose, M.D. Marumundayil(H) Cherpunkal.P.O., Kottayam	130.26	52.74	4	2	6	
14	K.V. Estate, Komerin.P.O., Nedumpoil, Kannur	N. Vijayalakshmi Komerin.P.O., Nedumpoil, Kannur	39.89	16.15	2	0	2	
		<b>TOTAL</b>	<b>2717.42</b>	<b>1100.17</b>	<b>84</b>	<b>55</b>	<b>139</b>	

**DETAILS OF REGISTERED PLANTATIONS IN KASARGOD DISTRICT**

SL.No.	Name & Address of Plantations	Name& address of Owner/Manager	Extent		No. of workers			Remarks
			Area in Acres	Area in Hectares	Male	Female	Total	
1	2	3	4	5	6	7	8	9
1	Kottamala Estate, Kottamala P.O., Nileswaram, Kasargod	Benjamin Varghese, Kottamala Estate,Nileswaram.	231.13	93.58	7	2	9	
2	Lakshmi Prasad Estate, Hospital Road, Payyannur	K.A. Narayana Poduval, Proprietor, LakshmiPrasad Estate, Hospital Road, Payyannur	40.00	16.19	2	0	2	
3	N.S.S. Estate, Panathady,	Gl. Secretary, NairServiceSociety, Changanacherry.	1250.00	506.07	95	15	110	
4	Payyannur Plantations, Chemennie	Managing Director, Payyannur Plantations	28.05	11.36	24	0	24	
5	Prakash Plantations(P) Ltd., Vellarikundu.P.O., Vellarikundu	Mani Thomas Mg. Director, PrakashPlantations(P) Ltd., Vellarikundu.P.O., Vellarikundu	168.00	68.02	1	0	1	
6	Plantation Corporation of Kerala Ltd.	Manager, Plantation Corporation of Kerala Ltd.	5100.55	2065.00	30	52	82	
		<b>TOTAL</b>	<b>6817.73</b>	<b>2760.21</b>	<b>159</b>	<b>69</b>	<b>228</b>	



### 23. CONCEPTS AND DEFINITIONS

**Strike:-** a refusal to work organized by a body of employees as a form of protest, typically in an attempt to gain a concession or concessions from their employer.

**Lockout:-** A **lockout** is a situation in which employers close a place of work and prevent workers from entering it until the workers accept the employer's new proposals on pay or conditions of work.

**Lay off:-** Suspension or termination of **employment** (with or without notice) by the employer or management.

**Retrenchment:-** Retrenchment of employees occurs as a result of termination of permanent employees due to redundancy and early termination of term contract employees due to redundancy.

Data on retrenchment are useful in monitoring the impact of an economic downturn or restructuring on workers and in identifying industries which are re-structuring or ailing.

**Closure:-** It closing down of a place of employment or means the permanent part thereof.

**Industrial Dispute :-** “any dispute or difference between employers and employees or between employers and workmen, or between workmen and workmen, which is connected with the employment or non-employment or the terms of employment and conditions of employment of any person”.

**Mandays lost:-** Total working days **lost** to-date or within a period (usually one year) due to reasons such as accidents, lockouts, or strikes. This figure is computed by multiplying the number of days with the number of affected employees

**Labour Turnover :-** Recruitment and resignation rates are measures of labour turnover. When job openings are plentiful, resignation and recruitment rates tend to be high, reflecting movement of workers between jobs. Conversely, the rates tend to be low during periods of economic downturn.

**Labour Productivity :-** Labour productivity relates output to the number of workers employed. Growth in labour productivity is the key to higher living standards as a country can sustain real wage increases without losing competitiveness, only if labour productivity grows.

**Labour Cost** :- Labour Cost is the cost incurred by employers in the employment of labour. It can be broadly classified into wage and non-wage components. They can be used to assess the impact of labour costs changes on the economy both at the overall level as well as within different industries.

**Labour Force** :- All persons above a specified age who were employed or unemployed during a short reference period.

**Migrant** - is any person who is moving or has moved across an international border or within a State away from their habitual place of residence regardless of their legal status; whether it is a voluntary or involuntary movement or what are the causes or length of stay.

- **Refugee** - is someone who has been forced to flee his or her country because of persecution, war, or violence and is unable or unwilling to return due to a well-founded fear of persecution for reasons of race, religion, nationality, political opinion or membership in a particular social group.

- **Labour migration** - is defined as the movement of people from one country/ State to another for the purpose of employment.

**Migrant worker** – a person who migrates or has migrated to a country/ State of which they are not a residential with a view to being employed other than as own-account worker.

## **24.SOURCES AND USES OF LABOUR STATISTICS**

The term statistics comes from the German “statistic” which referred to the science dealing with facts of a state and derived from the New Latin “statisticus” (“concerning state affairs”) and from the Latin “status” (“state”). Thus, statistics were originally intended for government use and to provide data on the state territory and characteristics. Labour statistics are a body of official statistics which deals with work, productive activities, workers, the characteristics of the labour market and the way it operates. They encompass a wide range of topics and link to many other bodies of official statistics, such as economic statistics, education statistics and health statistics, to name a few. Having timely, valid, reliable, and comparable labour statistics is crucial to inform policy formulation, implementation and evaluation, labour market research and goal setting and monitoring. Such labour statistics can be derived from a number of different types of sources, including population censuses, household surveys and establishment surveys. The quality and meaning of the labour statistics produced depends on the characteristics, strengths and limitations of the source used. To ensure the comparability and robustness of labour statistics, the methodology used to produce them should ideally follow international standards. The production of labour statistics is never a goal in itself, but it is always a means to an end (or more accurately, various ends). The true value of labour statistics lies in the analysis and interpretation made of them, and their ability to support evidence-based decision and policy-making. This guide provides an overview of the main characteristics of labour statistics, their scope and uses. It also describes the types of sources of labour statistics available, as economic statistics, education statistics and health statistics, to name a few. Having timely, valid, reliable, and comparable labour statistics is crucial to inform policy formulation, implementation and evaluation, labour market research and goal setting and monitoring. Such labour statistics can be derived from a number of different types of sources, including population censuses, household surveys and establishment surveys. The quality and meaning of the labour statistics produced depends on the characteristics, strengths and limitations of the source used. To ensure the comparability and robustness of labour statistics, the methodology used to produce them should ideally follow international standards. The production of labour statistics is never a goal in itself, but it is always a means to an end (or more accurately, various ends). The true value of labour statistics lies in the analysis and interpretation made of them, and their ability to support evidence-based decision and policy-making. This guide provides an overview of the main characteristics of labour statistics, their scope and uses. It also describes the types of sources of labour statistics available, indicating the main advantages and disadvantages of each source, before moving on to introducing the international standards underlying

labour statistics. The guide also seeks to demonstrate the importance of labour statistics in terms of their analytical potential. Although the guide is not exhaustive and does not thoroughly describe each possible specific source of labour statistics and every eventual use of labour statistics, it serves as an introductory tool to the field of labour statistics. It is addressed to people wishing to gain a basic understanding of labour statistics so as to apply this in their work or to better grasp labour market developments. This includes researchers, journalists, students of various subjects, data users in general and anyone who is eager to learn about the labour market.

## **What are labour statistics?**

Labour statistics are a very relevant and necessary body of official statistics focusing on the productive activities of workers and eventually deficiencies of the labour market, from many perspectives and covering many dimensions. The following sections explore in detail these main characteristics of labour statistics, namely their place in official statistics, their reference to productive activities, their multidimensional nature, and their scope.

## **Labour statistics are official statistics**

The link between statistics and the government (state) is embedded even in the etymology of the word statistics, that is, their official nature is at the heart of their very definition. This is no different for labour statistics. Official labour statistics are generally produced by the institution in charge of statistics in a country. This is usually a separate agency: the national statistical office or institute, but it could also be a unit of another agency (a related ministry, for instance). In particular for labour statistics, the labour ministry could be in charge of the compilation and dissemination of data where a national statistical office does not exist or does not have the relevant mandate or resources. The institution in charge of labour statistics should be part of the government so as to ensure the production and dissemination of statistics as a public interest, to inform policy makers as well as the general public, instead of pursuing private interests (as is the case of private companies producing statistics for their own purposes). However, in spite of being part of the government, the institution in charge of statistics should be independent from the government. Full autonomy is necessary to ensure the robustness of the methodologies used and the reliability of the figures, untarnished by political or other concerns.

The national statistical system includes many different bodies of statistics in addition to labour statistics, such as national accounts, industrial production statistics, agricultural statistics, demographic



statistics, education statistics, and health statistics. Ideally, all of these bodies of statistics would be linked together and consolidated through the use of consistent methods.

### **Labour statistics refer to productive activities**

Labour statistics refer to the productive activities of workers, and the labour market deficiencies associated with them. Work comprises any activity performed by persons of any sex and age to produce goods or to provide services for use by others or for own use, and labour statistics potentially cover all forms of work. This includes work for pay or profit for use by others (employment), work not for pay or profit for use by others (unpaid trainee work, volunteer work, and other work activities) and work for own final use (own-use production work). The need to produce statistics on forms of work other than employment has been recently recognized officially, with the first definitions for these other forms of work incorporated in the 2013 Resolution concerning statistics of work, employment and labour underutilization. Thus, labour statistics around the world focus mainly on employment (as opposed to other forms of work).

Labour statistics also seek to provide a comprehensive picture of the labour market, informing on both the supply side and the demand side. Statistics on labour supply refer to data on the population (actually or potentially) providing the labour input needed in the economy, that is, data on the employed, the unemployed and persons outside the labour force (which together represent the whole population, or the working-age population in cases where a lower or upper age limit is used), as well as on their specific characteristics (sex, age, economic activity, occupation, educational level, etc.). Statistics on labour demand refer to the users and uses of the labour input, that is, data on the enterprises creating employment, vacancies, jobs, productivity, etc.

### **Labour statistics are multidimensional**

In addition to covering productive activities from various perspectives (labour supply and labour demand, work for pay and profit or not, work for use by others or not), labour statistics also include data on multiple dimensions. The various aspects and issues of the labour market covered by labour statistics span across disciplines such as demography (ratio of working-age-population to total population, ratio of youth to adults, ratio of seniors to adults, etc.), economics (productivity, wages, unemployment, etc.) and social studies (labour market performance according to sex, age, educational level, etc.). Labour statistics are also closely connected to other statistical areas such as statistics on household income and expenditure and the consumer price index, since these allow for the assessment of household living conditions and minimum wage setting, part and parcel of the world of work. Labour

statistics also provide tools to study labour markets both at the micro and macro levels. They allow us to investigate and understand decisions, behaviours and labour market performance of individuals and enterprises (microeconomic perspective), as well as the labour market performance of the country as a whole (macroeconomic perspective). Naturally, all of this can (and should) be studied over time, so as to assess fluctuations. The analysis of short-term and long-term trends is another key part of labour statistics. Thus, labour statistics present the variety of measures needed to potentially convey a comprehensive picture of the labour market, covering demographic and socioeconomic aspects, the labour market performance of individuals, businesses and the economy as a whole, the characteristics of labour supply and labour demand, all forms of work and all types of productive activities, and providing the means to study their evolution.

### **Scope of labour statistics**

As stated above, labour statistics focus on a wide range of labour markets issues and their variations over time, which means that the scope of labour statistics is vast. Labour statistics refer both to labour demand and supply. Statistics about labour demand include data on the number and characteristics of enterprises, jobs, and vacancies as well as the costs of hiring. Statistics about labour supply deal with the working-age population, presenting data on its size, structure and characteristics, and more specifically, information on employment, unemployment, and persons outside the labour force. Some of the main characteristics of jobs and employment covered by labour statistics include earnings, working time, economic activity, occupation, status in employment, establishment size, private/public sector, formal/informal sector, social dialogue, occupational injuries, and social security coverage.

### **Labour statistics and decent work**

As discussed in the previous sections, labour statistics cover many different aspects of the world of work, referring to labour supply and demand, and casting light not only on the quantity of employment but also on its quality. Quality of employment pertains to the various dimensions of working conditions, including earnings, working time, status in employment, sector of employment (formal or informal), collective bargaining coverage, and unionization, to name a few. This is closely related to the concept of “decent work”<sup>6</sup>, which represents the ideal of enough freely-chosen, quality jobs for all men and women who wish to work. Decent work stands on four main pillars: employment creation, rights at work, social protection coverage and social dialogue, with gender equality underlying all of them, with a view to achieving sustainable, inclusive economic growth, and eliminating poverty. In order to monitor

progress made towards the achievement of decent work for all, a Decent Work Indicators Framework was designed, comprising both statistical and legal framework indicators, and covering numerous areas of the world of work.

### **Labour statistics and the Sustainable Development Goals**

Similarly, labour statistics are also embedded in the Sustainable Development Goals (SDGs), primarily (but not solely) through Goal 8 - Promote inclusive and sustainable economic growth, employment and decent work for all. The SDGs are an encompassing tool and action plan designed and adopted by the international community to achieve sustainable development throughout the world by 2030.

In this regard, a global indicator framework has been created to measure progress made towards the accomplishment of the SDGs, comprising over 230 indicators on a wide array of topics, including various labour and decent work indicators.

### **What are labour statistics for?**

Healthy labour markets generating decent and productive employment opportunities are at the heart of the quest for inclusive economic growth and development. Labour statistics are a valuable means to understanding labour markets. They can potentially provide a wealth of information on the way labour markets work, their strengths and shortcomings, and the trends observed and expected. Labour statistics are key for macro-economic monitoring. They inform on the economy's performance and the impact in terms of employment generation of economic policies. They allow for the identification of issues within labour markets, and support the formulation and implementation of policies and programmes to promote Decent Work, as well as the evaluation of their subsequent results. They are also the basis for goal setting in terms of labour market performance and for monitoring progress towards the attainment of such goals. Labour statistics play an important role in the communication between policy-makers and decision-makers and the general public, since they promote the understanding of common labour market problems and the actions undertaken to address them, thus also contributing to engagement between the general public and policy-makers. More specifically, labour statistics have a significant part to play in the achievement of decent work for all, by informing on the formulation, implementation and evaluation of policies and programmes for job creation, appropriate working conditions, sound industrial relations, work-life balance, and assistance for vulnerable groups.

## **How are labour statistics produced?**

Labour statistics comprise statistics from a wide range of labour-related topics and can be derived from a variety of sources. The characteristics of the statistical source determine how reliable, comparable and representative labour statistics and labour indicators (summary measures representing labour statistics related to a specific topic) are. Hence, when referring to labour statistics, it is crucial to understand the implications of the type of source used and to keep in mind its methodology and coverage (geographical, population, topics, etc.) of the underlying source. The more traditional sources of labour statistics are population and establishment censuses, and household and establishment surveys, because these are purposely designed to produce statistics. However, a wealth of valuable information can also be derived from sources not initially created for statistical purposes, such as administrative records and big data. In any given country, there are typically various sources of official statistics available. A very developed and integrated system of statistics will involve production of statistics from all the above-mentioned sources (with the exception perhaps of big data, which has not yet been widely incorporated into official statistics). National statistical offices are generally at the core of the national system of official statistics, usually designing and conducting data collection activities for the purpose of producing statistics (censuses and surveys), deriving statistics from information available to other agencies (records kept by other agencies), and coordinating statistical efforts of the various agencies with some statistical capacity. Regarding labour market statistics specifically, the other agencies involved in data production (and often also in dissemination) include labour ministries, social security institutions and employment offices.



Statistics Division, Labour Commissionerate,  
 Department of Labour & Skills,  
 Thozhilbhavan, Vikasbhavan P.O, Thiruvananthapuram  
[www.lc.kerala.gov.in](http://www.lc.kerala.gov.in)